






850211

Beam Torque Wrench - 3/8", 40 - 200 in-lb

PRODUCT DETAILS

- Pivoted handle concentrates load at a precise point on the lever to assure torque accuracy
- Memory feature consists of pointers that follow a track on the scale and remain in place to indicate peak torque achieved
- Peak torque indicated on the scale is accurate even in destructive applications
- Meets or exceeds requirements for ASME B107, 300-2010 and ISO 6789
- Includes certificate of calibration from our +/- 25% indicated value accuracy/ISO/IEC 17025 accredited calibration laboratory
- 850222, 850242, 850191: These products have a pivoted ball handle.

PRODUCT ATTRIBUTES

Product	MODEL			
850211	M 200 I	200 lbf·in	10 lbf·in	0.5 lb