



810587




**Adjustable Torque Screwdriver - CAL
36/4 and CAL 40, 2 - 36 in-lb**



PRODUCT DETAILS

- Bi-directional Accuracy of +/- 6% Indicated Value from 20% to 100% of capacity
- Meets or exceeds ASME B107.300-2010 and ISO 6789
- Operator cannot over-torque, clutch releases automatically when desired torque has been achieved
- Scale on the shaft is marked in dual incrementation (in lb and Nm) on Cal 36/4, kgf•cm on CAL 40
- Magnifying lens improves the view of a clearly engraved scale
- To operate, simply dial torque setting and insert bit
- Anti-backlash design enhances repeatability
- Comes with FREE calibration certificate from our ISO/IEC 17025 Accredited Calibration Laboratory

PRODUCT ATTRIBUTES

Product	MODEL	 lbf·in			
810587	CAL 36/4	2-36 lbf·in	1/4 in	7.8 in	0.5 lb