

CODE NUMBER

3315351BT

DESCRIPTION

Bluetooth, Trim Plate: None, Battery + Turbine Power Supply, Below Deck Thermostatic Mixing Valve, Polished Chrome Finish, 0.35 gpm, Multi-Laminar Spray, Infrared Sensor, Optima® Battery or Turbine-Powered Deck-Mounted Low Integrated Base Body Faucet.

DETAILS

- Flow Rate: 0.35 gpm (1.3 Lpm) (0.35GPM)
- Spray Type: Multi-Laminar (MLM)
- Sensor Type: Infrared
- Mounting Type: 4" Centerset
- Mounting Size: 4" Centerset, (3-hole) 1-1/4" to 1-1/2"
- Trim Plate: None
- Power Supply: Battery + Turbine (TUR)
- Temperature Mixer: Below Deck Thermostatic Mixing Valve (BDT)
- Finish: Polished Chrome (CP)
- Factory Default Timeout: 30 seconds
- Factory Default Gallons per Cycle: 0.175

FEATURES

ADA Compliant, Water Usage and Battery Strength Reporting, Wireless Settings Adjustment, Commercial Grade Faucet, Integrated Water Shut-off, Hygienic Line Flush, On-demand or Metered Activation, Self-adapting Sensor, Cast Brass Spout, Quick Connect Fittings

ELECTRICAL SPECIFICATIONS

- Battery Life: 8 years 8,000 cycles/month
- Sensor Range: 4" - 5" (102 - 127mm)
- Timeout Adjustment Settings: 30s

POWER SUPPLY OPTIONS

- 6VDC Plug Adapter (sold separately), 0362006*
- 6VDC Ganged Adapter Kit (up to 6 units)(sold separately), 0362035*
- 24VAC Box Transformer (up to 3 units)(sold separately), 0345370PK*

• Optional Turbine Energy Harvesting

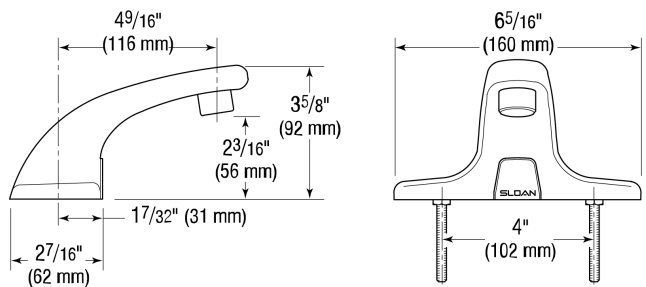
* when converting units to hardwired with battery back-up

VIDEOS


- ▶ Sloan Connect App®
- ▶ Sloan Optima Below Deck Faucet
- ▶ PVD Special Finishes

DOWNLOADS

- [Optima Smart Faucet Below Deck Installation Instructions](#)
- [Faucet Spray Heads Repair and Maintenance Guide](#)
- [ETF-600/EBF-650 Below Deck Repair and Maintenance Guide](#)
- [Trim Plate Guide](#)



COMPLIANCES & CERTIFICATIONS



(ADA Compliant, ASME A112.18.1 Compliant, ASSE 1070, BREEAM Materials Credit, BREEAM Water Credit, CalGreen Compliant, CEC Compliant, cUPC Certified, cUPC Low Lead Compliant, EPD, Green Globes Materials & Resources Credit, Green Globes Water Credit, HPD, IAPMO, LEED Materials & Resources EPD Credit, LEED Materials & Resources HPD Credit, LEED V4 Water Efficiency Credit, NSF-61, NYC604.4, Proposition 65, Satisfies LEED Credits, TAS, UPC Certified, UPC Low Lead Compliant, WaterSense Listed, WELL Building Standard)

RECOMMENDED SPECIFICATION

Faucet shall include cast brass body, quick-connect fittings, twist-off/shut-off solenoid assembly, removable battery cartridge, flexible power supply and allow adjustment of settings wirelessly via Apple or Android smartphones.

NOTES

All information contained within this document subject to

- [Additional Downloads](#)

change without notice.

Looking for other variations of the EBF-650 product? [View the general spec sheet with all options.](#)

[Find a matching soap dispenser](#) for this faucet.

[Find a compatible sink](#) for this faucet.

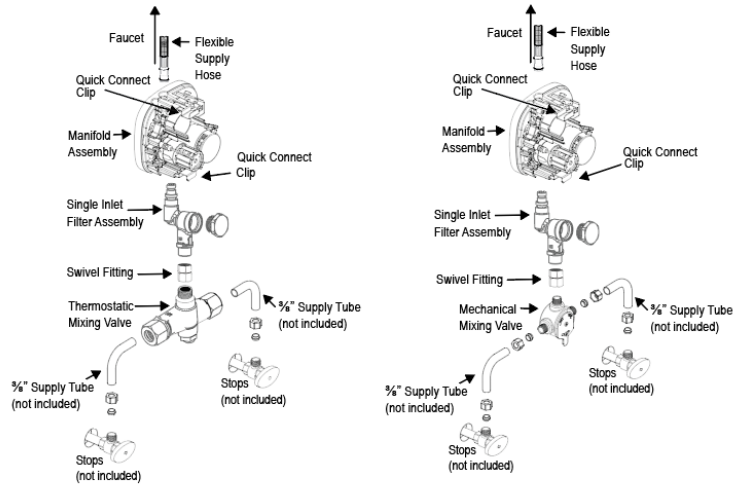
WARRANTY

[View Warranty Information](#)

Sloan 10500 Seymour Ave, Franklin Park, IL 60131

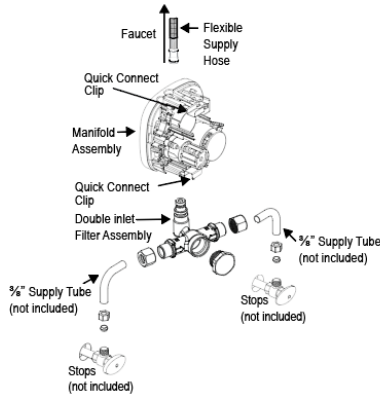
Phone: 800.982.5839 • Fax: 800.447.8329 • sloan.com

ROUGH-IN



**SINGLE INLET FILTER FITTING KIT WITH
BELOW DECK THERMOSTATIC MIXING VALVE (BDT)**

**SINGLE INLET FILTER FITTING KIT WITH
BELOW DECK MANUAL MIXING VALVE (BDM)**



DOUBLE INLET FILTER FITTING