

Product data sheets

Jul 28, 2015

Table of Content

1	XB6AV1BB
5	XB6AV3BB
9	XB6AV3GB
11	XB6AV4BB
15	XB6AV4GB
17	XB6AV5BB
21	XB6AV5GB



Main

Range of product	Harmony XB6
Product or component type	Complete pilot light
Device short name	XB6
Bezel material	Plastic
Mounting diameter	16 mm
Sale per indivisible quantity	1
Shape of signaling unit head	Round
Cap/Operator or lens colour	White
Light source	LED
Bulb base	Integral LED
Light block supply	Direct
[Us] rated supply voltage	12...24 V AC/DC

Complementary

Height	18 mm
Width	18 mm
Depth	57 mm
Terminals description ISO n°1	(+ -)PL
Product weight	0.015 kg
Operating position	Any position
Connections - terminals	Faston connectors (2.8 x 0.5 mm)
[Ui] rated insulation voltage	250 V (degree of pollution: 2) conforming to EN/IEC 60947-1
[Uimp] rated impulse withstand voltage	4 kV conforming to EN/IEC 60947-1
Signalling type	Steady
Supply voltage limits	6...30 V AC/DC
Current consumption	15 mA
Surge withstand	2 kV in free air conforming to IEC 61000-4-5 1 kV direct contact conforming to IEC 61000-4-5

Environment

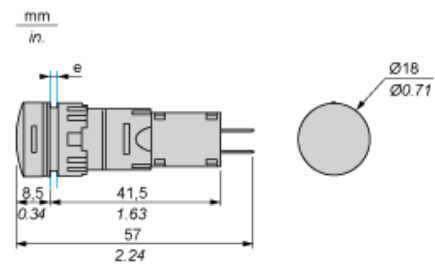
Protective treatment	TC
Ambient air temperature for storage	-40...70 °C
Ambient air temperature for operation	-25...70 °C
Class of protection against electric shock	Class II conforming to IEC 61140
IP degree of protection	IP65 conforming to IEC 60529
NEMA degree of protection	NEMA 4X conforming to CSA C22.2 No 94 NEMA 4 conforming to CSA C22.2 No 94 NEMA 13 conforming to CSA C22.2 No 94 NEMA 4X conforming to UL 50 NEMA 4 conforming to UL 50 NEMA 13 conforming to UL 50

The information provided in this documentation contains general descriptions and/or technical characteristics of the performance of the products contained herein. This documentation is not intended as a substitute for and is not to be used for determining suitability or reliability of these products for specific user applications. It is the duty of any such user or integrator to perform the appropriate and complete risk analysis, evaluation and testing of the products with respect to the relevant specific application or use thereof. Neither Schneider Electric Industries SAS nor any of its affiliates or subsidiaries shall be responsible or liable for misuse of the information contained herein.

Standards	EN/IEC 60947-1 EN/IEC 60947-5-1 EN/IEC 60947-5-5 JIS C 4520 JIS C 852 UL 508 CSA C22.2 No 14
Product certifications	CCC CSA GOST UL
Vibration resistance	5 gn (f = 2...500 Hz) conforming to IEC 60068-2-6 +/- 3 mm (f = 2...500 Hz) conforming to IEC 60068-2-6
Shock resistance	50 gn (duration = 11 ms) for half sine wave acceleration conforming to IEC 60068-2-27 30 gn (duration = 18 ms) for half sine wave acceleration conforming to IEC 60068-2-27
Resistance to fast transients	2 kV conforming to IEC 61000-4-4
Resistance to electromagnetic fields	10 V/m conforming to IEC 61000-4-3
Resistance to electrostatic discharge	8 kV in free air (in insulating parts) conforming to IEC 61000-4-2 6 kV on contact (on metal parts) conforming to IEC 61000-4-2
Electromagnetic emission	Class B conforming to EN 55011

Circular Head Pilot Light

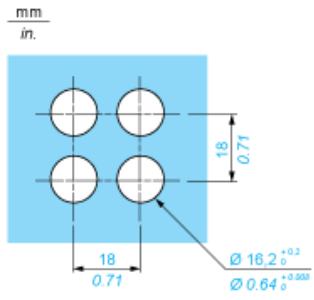
Dimensions



e panel thickness 1 to 6 mm/0.03 to 0.23 in.

Panel Cut-out

For Square or Circular Head





Main

Range of product	Harmony XB6
Product or component type	Complete pilot light
Device short name	XB6
Bezel material	Plastic
Mounting diameter	16 mm
Sale per indivisible quantity	1
Shape of signaling unit head	Round
Cap/Operator or lens colour	Green
Light source	LED
Bulb base	Integral LED
Light block supply	Direct
[Us] rated supply voltage	12...24 V AC/DC

Complementary

Height	18 mm
Width	18 mm
Depth	57 mm
Terminals description ISO n°1	(+ -)PL
Product weight	0.015 kg
Operating position	Any position
Connections - terminals	Faston connectors (2.8 x 0.5 mm)
[Ui] rated insulation voltage	250 V (degree of pollution: 2) conforming to EN/IEC 60947-1
[Uimp] rated impulse withstand voltage	4 kV conforming to EN/IEC 60947-1
Signalling type	Steady
Supply voltage limits	6...30 V AC/DC
Current consumption	15 mA
Surge withstand	2 kV in free air conforming to IEC 61000-4-5 1 kV direct contact conforming to IEC 61000-4-5

Environment

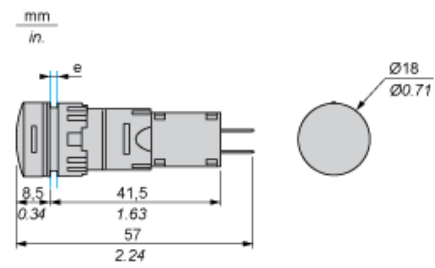
Protective treatment	TC
Ambient air temperature for storage	-40...70 °C
Ambient air temperature for operation	-25...70 °C
Class of protection against electric shock	Class II conforming to IEC 61140
IP degree of protection	IP65 conforming to IEC 60529
NEMA degree of protection	NEMA 4X conforming to CSA C22.2 No 94 NEMA 4 conforming to CSA C22.2 No 94 NEMA 13 conforming to CSA C22.2 No 94 NEMA 4X conforming to UL 50 NEMA 4 conforming to UL 50 NEMA 13 conforming to UL 50

The information provided in this documentation contains general descriptions and/or technical characteristics of the performance of the products contained herein. This documentation is not intended as a substitute for and is not to be used for determining suitability or reliability of these products for specific user applications. It is the duty of any such user or integrator to perform the appropriate and complete risk analysis, evaluation and testing of the products with respect to the relevant specific application or use thereof. Neither Schneider Electric Industries SAS nor any of its affiliates or subsidiaries shall be responsible or liable for misuse of the information contained herein.

Standards	EN/IEC 60947-1 EN/IEC 60947-5-1 EN/IEC 60947-5-5 JIS C 4520 JIS C 852 UL 508 CSA C22.2 No 14
Product certifications	CCC CSA GOST UL
Vibration resistance	5 gn (f = 2...500 Hz) conforming to IEC 60068-2-6 +/- 3 mm (f = 2...500 Hz) conforming to IEC 60068-2-6
Shock resistance	50 gn (duration = 11 ms) for half sine wave acceleration conforming to IEC 60068-2-27 30 gn (duration = 18 ms) for half sine wave acceleration conforming to IEC 60068-2-27
Resistance to fast transients	2 kV conforming to IEC 61000-4-4
Resistance to electromagnetic fields	10 V/m conforming to IEC 61000-4-3
Resistance to electrostatic discharge	8 kV in free air (in insulating parts) conforming to IEC 61000-4-2 6 kV on contact (on metal parts) conforming to IEC 61000-4-2
Electromagnetic emission	Class B conforming to EN 55011

Circular Head Pilot Light

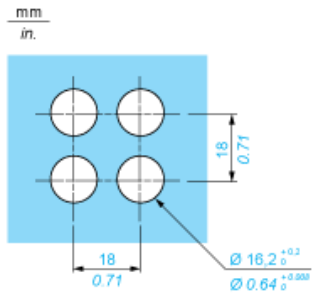
Dimensions



e panel thickness 1 to 6 mm/0.03 to 0.23 in.

Panel Cut-out

For Square or Circular Head





Main

Range of product	Harmony XB6
Product or component type	Complete pilot light
Device short name	XB6
Bezel material	Plastic
Mounting diameter	16 mm
Sale per indivisible quantity	1
Shape of signaling unit head	Round
Cap/Operator or lens colour	Green
Light source	LED
Bulb base	Integral LED
Light block supply	Direct
[Us] rated supply voltage	48...120 V AC/DC

Complementary

Height	18 mm
Width	18 mm
Depth	57 mm
Terminals description ISO n°1	(X1-X2)PL
Product weight	0.015 kg
Operating position	Any position
Connections - terminals	Faston connectors (2.8 x 0.5 mm)
[Ui] rated insulation voltage	250 V (degree of pollution: 2) conforming to EN/IEC 60947-1
[Uimp] rated impulse withstand voltage	4 kV conforming to EN/IEC 60947-1
Signalling type	Steady
Supply voltage limits	6...30 V AC/DC
Current consumption	15 mA
Surge withstand	2 kV in free air conforming to IEC 61000-4-5 1 kV direct contact conforming to IEC 61000-4-5

Environment

Protective treatment	TC
Ambient air temperature for storage	-40...70 °C
Ambient air temperature for operation	-25...70 °C
Class of protection against electric shock	Class II conforming to IEC 61140
IP degree of protection	IP65 conforming to IEC 60529
NEMA degree of protection	NEMA 4X conforming to CSA C22.2 No 94 NEMA 4 conforming to CSA C22.2 No 94 NEMA 13 conforming to CSA C22.2 No 94 NEMA 4X conforming to UL 50 NEMA 4 conforming to UL 50 NEMA 13 conforming to UL 50

The information provided in this documentation contains general descriptions and/or technical characteristics of the performance of the products contained herein. This documentation is not intended as a substitute for and is not to be used for determining suitability or reliability of these products for specific user applications. It is the duty of any such user or integrator to perform the appropriate and complete risk analysis, evaluation and testing of the products with respect to the relevant specific application or use thereof. Neither Schneider Electric Industries SAS nor any of its affiliates or subsidiaries shall be responsible or liable for misuse of the information contained herein.

Standards	EN/IEC 60947-1 EN/IEC 60947-5-1 EN/IEC 60947-5-5 JIS C 4520 JIS C 852 UL 508 CSA C22.2 No 14
Product certifications	CCC CSA GOST UL
Vibration resistance	5 gn (f = 2...500 Hz) conforming to IEC 60068-2-6 +/- 3 mm (f = 2...500 Hz) conforming to IEC 60068-2-6
Shock resistance	50 gn (duration = 11 ms) for half sine wave acceleration conforming to IEC 60068-2-27 30 gn (duration = 18 ms) for half sine wave acceleration conforming to IEC 60068-2-27
Resistance to fast transients	2 kV conforming to IEC 61000-4-4
Resistance to electromagnetic fields	10 V/m conforming to IEC 61000-4-3
Resistance to electrostatic discharge	8 kV in free air (in insulating parts) conforming to IEC 61000-4-2 6 kV on contact (on metal parts) conforming to IEC 61000-4-2
Electromagnetic emission	Class B conforming to EN 55011

Offer Sustainability

Sustainable offer status	Not Green Premium product
--------------------------	---------------------------



Main

Range of product	Harmony XB6
Product or component type	Complete pilot light
Device short name	XB6
Bezel material	Plastic
Mounting diameter	16 mm
Sale per indivisible quantity	1
Shape of signaling unit head	Round
Cap/Operator or lens colour	Red
Light source	LED
Bulb base	Integral LED
Light block supply	Direct
[Us] rated supply voltage	12...24 V AC/DC

Complementary

Height	18 mm
Width	18 mm
Depth	57 mm
Terminals description ISO n°1	(+ -)PL
Product weight	0.015 kg
Operating position	Any position
Connections - terminals	Faston connectors (2.8 x 0.5 mm)
[Ui] rated insulation voltage	250 V (degree of pollution: 2) conforming to EN/IEC 60947-1
[Uimp] rated impulse withstand voltage	4 kV conforming to EN/IEC 60947-1
Signalling type	Steady
Supply voltage limits	6...30 V AC/DC
Current consumption	15 mA
Surge withstand	2 kV in free air conforming to IEC 61000-4-5 1 kV direct contact conforming to IEC 61000-4-5

Environment

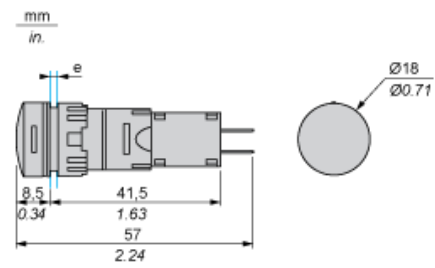
Protective treatment	TC
Ambient air temperature for storage	-40...70 °C
Ambient air temperature for operation	-25...70 °C
Class of protection against electric shock	Class II conforming to IEC 61140
IP degree of protection	IP65 conforming to IEC 60529
NEMA degree of protection	NEMA 4X conforming to CSA C22.2 No 94 NEMA 4 conforming to CSA C22.2 No 94 NEMA 13 conforming to CSA C22.2 No 94 NEMA 4X conforming to UL 50 NEMA 4 conforming to UL 50 NEMA 13 conforming to UL 50

The information provided in this documentation contains general descriptions and/or technical characteristics of the performance of the products contained herein. This documentation is not intended as a substitute for and is not to be used for determining suitability or reliability of these products for specific user applications. It is the duty of any such user or integrator to perform the appropriate and complete risk analysis, evaluation and testing of the products with respect to the relevant specific application or use thereof. Neither Schneider Electric Industries SAS nor any of its affiliates or subsidiaries shall be responsible or liable for misuse of the information contained herein.

Standards	EN/IEC 60947-1 EN/IEC 60947-5-1 EN/IEC 60947-5-5 JIS C 4520 JIS C 852 UL 508 CSA C22.2 No 14
Product certifications	CCC CSA GOST UL
Vibration resistance	5 gn (f = 2...500 Hz) conforming to IEC 60068-2-6 +/- 3 mm (f = 2...500 Hz) conforming to IEC 60068-2-6
Shock resistance	50 gn (duration = 11 ms) for half sine wave acceleration conforming to IEC 60068-2-27 30 gn (duration = 18 ms) for half sine wave acceleration conforming to IEC 60068-2-27
Resistance to fast transients	2 kV conforming to IEC 61000-4-4
Resistance to electromagnetic fields	10 V/m conforming to IEC 61000-4-3
Resistance to electrostatic discharge	8 kV in free air (in insulating parts) conforming to IEC 61000-4-2 6 kV on contact (on metal parts) conforming to IEC 61000-4-2
Electromagnetic emission	Class B conforming to EN 55011

Circular Head Pilot Light

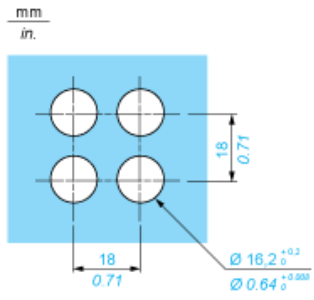
Dimensions



e panel thickness 1 to 6 mm/0.03 to 0.23 in.

Panel Cut-out

For Square or Circular Head





Main

Range of product	Harmony XB6
Product or component type	Complete pilot light
Device short name	XB6
Bezel material	Plastic
Mounting diameter	16 mm
Sale per indivisible quantity	1
Shape of signaling unit head	Round
Cap/Operator or lens colour	Red
Light source	LED
Bulb base	Integral LED
Light block supply	Direct
[Us] rated supply voltage	48...120 V AC/DC

Complementary

Height	18 mm
Width	18 mm
Depth	57 mm
Terminals description ISO n°1	(X1-X2)PL
Product weight	0.015 kg
Operating position	Any position
Connections - terminals	Faston connectors (2.8 x 0.5 mm)
[Ui] rated insulation voltage	250 V (degree of pollution: 2) conforming to EN/IEC 60947-1
[Uimp] rated impulse withstand voltage	4 kV conforming to EN/IEC 60947-1
Signalling type	Steady
Supply voltage limits	6...30 V AC/DC
Current consumption	15 mA
Surge withstand	2 kV in free air conforming to IEC 61000-4-5 1 kV direct contact conforming to IEC 61000-4-5

Environment

Protective treatment	TC
Ambient air temperature for storage	-40...70 °C
Ambient air temperature for operation	-25...70 °C
Class of protection against electric shock	Class II conforming to IEC 61140
IP degree of protection	IP65 conforming to IEC 60529
NEMA degree of protection	NEMA 4X conforming to CSA C22.2 No 94 NEMA 4 conforming to CSA C22.2 No 94 NEMA 13 conforming to CSA C22.2 No 94 NEMA 4X conforming to UL 50 NEMA 4 conforming to UL 50 NEMA 13 conforming to UL 50

The information provided in this documentation contains general descriptions and/or technical characteristics of the performance of the products contained herein. This documentation is not intended as a substitute for and is not to be used for determining suitability or reliability of these products for specific user applications. It is the duty of any such user or integrator to perform the appropriate and complete risk analysis, evaluation and testing of the products with respect to the relevant specific application or use thereof. Neither Schneider Electric Industries SAS nor any of its affiliates or subsidiaries shall be responsible or liable for misuse of the information contained herein.

Standards	EN/IEC 60947-1 EN/IEC 60947-5-1 EN/IEC 60947-5-5 JIS C 4520 JIS C 852 UL 508 CSA C22.2 No 14
Product certifications	CCC CSA GOST UL
Vibration resistance	5 gn (f = 2...500 Hz) conforming to IEC 60068-2-6 +/- 3 mm (f = 2...500 Hz) conforming to IEC 60068-2-6
Shock resistance	50 gn (duration = 11 ms) for half sine wave acceleration conforming to IEC 60068-2-27 30 gn (duration = 18 ms) for half sine wave acceleration conforming to IEC 60068-2-27
Resistance to fast transients	2 kV conforming to IEC 61000-4-4
Resistance to electromagnetic fields	10 V/m conforming to IEC 61000-4-3
Resistance to electrostatic discharge	8 kV in free air (in insulating parts) conforming to IEC 61000-4-2 6 kV on contact (on metal parts) conforming to IEC 61000-4-2
Electromagnetic emission	Class B conforming to EN 55011

Offer Sustainability

Sustainable offer status	Not Green Premium product
--------------------------	---------------------------



Main

Range of product	Harmony XB6
Product or component type	Complete pilot light
Device short name	XB6
Bezel material	Plastic
Mounting diameter	16 mm
Sale per indivisible quantity	1
Shape of signaling unit head	Round
Cap/Operator or lens colour	Yellow
Light source	LED
Bulb base	Integral LED
Light block supply	Direct
[Us] rated supply voltage	12...24 V AC/DC

Complementary

Height	18 mm
Width	18 mm
Depth	57 mm
Terminals description ISO n°1	(+ -)PL
Product weight	0.015 kg
Operating position	Any position
Connections - terminals	Faston connectors (2.8 x 0.5 mm)
[Ui] rated insulation voltage	250 V (degree of pollution: 2) conforming to EN/IEC 60947-1
[Uimp] rated impulse withstand voltage	4 kV conforming to EN/IEC 60947-1
Signalling type	Steady
Supply voltage limits	6...30 V AC/DC
Current consumption	15 mA
Surge withstand	2 kV in free air conforming to IEC 61000-4-5 1 kV direct contact conforming to IEC 61000-4-5

Environment

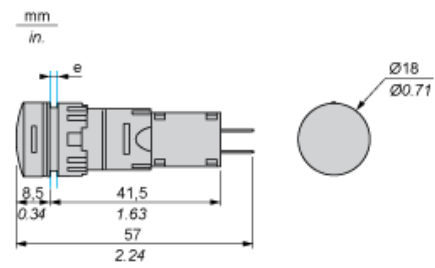
Protective treatment	TC
Ambient air temperature for storage	-40...70 °C
Ambient air temperature for operation	-25...70 °C
Class of protection against electric shock	Class II conforming to IEC 61140
IP degree of protection	IP65 conforming to IEC 60529
NEMA degree of protection	NEMA 4X conforming to CSA C22.2 No 94 NEMA 4 conforming to CSA C22.2 No 94 NEMA 13 conforming to CSA C22.2 No 94 NEMA 4X conforming to UL 50 NEMA 4 conforming to UL 50 NEMA 13 conforming to UL 50

The information provided in this documentation contains general descriptions and/or technical characteristics of the performance of the products contained herein. This documentation is not intended as a substitute for and is not to be used for determining suitability or reliability of these products for specific user applications. It is the duty of any such user or integrator to perform the appropriate and complete risk analysis, evaluation and testing of the products with respect to the relevant specific application or use thereof. Neither Schneider Electric Industries SAS nor any of its affiliates or subsidiaries shall be responsible or liable for misuse of the information contained herein.

Standards	EN/IEC 60947-1 EN/IEC 60947-5-1 EN/IEC 60947-5-5 JIS C 4520 JIS C 852 UL 508 CSA C22.2 No 14
Product certifications	CCC CSA GOST UL
Vibration resistance	5 gn (f = 2...500 Hz) conforming to IEC 60068-2-6 +/- 3 mm (f = 2...500 Hz) conforming to IEC 60068-2-6
Shock resistance	50 gn (duration = 11 ms) for half sine wave acceleration conforming to IEC 60068-2-27 30 gn (duration = 18 ms) for half sine wave acceleration conforming to IEC 60068-2-27
Resistance to fast transients	2 kV conforming to IEC 61000-4-4
Resistance to electromagnetic fields	10 V/m conforming to IEC 61000-4-3
Resistance to electrostatic discharge	8 kV in free air (in insulating parts) conforming to IEC 61000-4-2 6 kV on contact (on metal parts) conforming to IEC 61000-4-2
Electromagnetic emission	Class B conforming to EN 55011

Circular Head Pilot Light

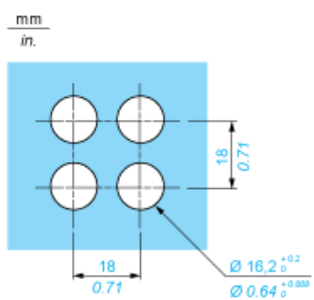
Dimensions



e panel thickness 1 to 6 mm/0.03 to 0.23 in.

Panel Cut-out

For Square or Circular Head





Main

Range of product	Harmony XB6
Product or component type	Complete pilot light
Device short name	XB6
Bezel material	Plastic
Mounting diameter	16 mm
Sale per indivisible quantity	1
Shape of signaling unit head	Round
Cap/Operator or lens colour	Yellow
Light source	LED
Bulb base	Integral LED
Light block supply	Direct
[Us] rated supply voltage	48...120 V AC/DC

Complementary

Height	18 mm
Width	18 mm
Depth	57 mm
Terminals description ISO n°1	(X1-X2)PL
Product weight	0.015 kg
Operating position	Any position
Connections - terminals	Faston connectors (2.8 x 0.5 mm)
[Ui] rated insulation voltage	250 V (degree of pollution: 2) conforming to EN/IEC 60947-1
[Uimp] rated impulse withstand voltage	4 kV conforming to EN/IEC 60947-1
Signalling type	Steady
Supply voltage limits	6...30 V AC/DC
Current consumption	15 mA
Surge withstand	2 kV in free air conforming to IEC 61000-4-5 1 kV direct contact conforming to IEC 61000-4-5

Environment

Protective treatment	TC
Ambient air temperature for storage	-40...70 °C
Ambient air temperature for operation	-25...70 °C
Class of protection against electric shock	Class II conforming to IEC 61140
IP degree of protection	IP65 conforming to IEC 60529
NEMA degree of protection	NEMA 4X conforming to CSA C22.2 No 94 NEMA 4 conforming to CSA C22.2 No 94 NEMA 13 conforming to CSA C22.2 No 94 NEMA 4X conforming to UL 50 NEMA 4 conforming to UL 50 NEMA 13 conforming to UL 50

The information provided in this documentation contains general descriptions and/or technical characteristics of the performance of the products contained herein. This documentation is not intended as a substitute for and is not to be used for determining suitability or reliability of these products for specific user applications. It is the duty of any such user or integrator to perform the appropriate and complete risk analysis, evaluation and testing of the products with respect to the relevant specific application or use thereof. Neither Schneider Electric Industries SAS nor any of its affiliates or subsidiaries shall be responsible or liable for misuse of the information contained herein.

Standards	EN/IEC 60947-1 EN/IEC 60947-5-1 EN/IEC 60947-5-5 JIS C 4520 JIS C 852 UL 508 CSA C22.2 No 14
Product certifications	CCC CSA GOST UL
Vibration resistance	5 gn (f = 2...500 Hz) conforming to IEC 60068-2-6 +/- 3 mm (f = 2...500 Hz) conforming to IEC 60068-2-6
Shock resistance	50 gn (duration = 11 ms) for half sine wave acceleration conforming to IEC 60068-2-27 30 gn (duration = 18 ms) for half sine wave acceleration conforming to IEC 60068-2-27
Resistance to fast transients	2 kV conforming to IEC 61000-4-4
Resistance to electromagnetic fields	10 V/m conforming to IEC 61000-4-3
Resistance to electrostatic discharge	8 kV in free air (in insulating parts) conforming to IEC 61000-4-2 6 kV on contact (on metal parts) conforming to IEC 61000-4-2
Electromagnetic emission	Class B conforming to EN 55011
Offer Sustainability	
Sustainable offer status	Not Green Premium product