












Entry Mats Master Trax® 370

Product Images







Short Description

- Oversized product for heavy traffic entrances and foyers where one piece of matting is required versus multiple individual mats
- 54 ounces of needle punch yarn per square yard of berber needle-punch
- Heat-sealed edges, vinyl borders and squared edges available
- Rubber backing is textured to help minimize mat movement
- UV stable, stain resistant, durable and highly resilient, tightly woven carpet

Description

Master Trax® is a heavy-duty entrance mat designed specifically for oversized entrances and foyers where one piece of matting is required versus multiple individual mats. With a robust 54 ounces of needle-punch yarn per square yard, Master Trax® can withstand high traffic areas such as entrances to stores/shopping malls, hospitals, schools, and office buildings. The berber style top surface comes in a variety of colors to match any decor and beveled edge borders are available for a more gradual transition. A heavy-duty rubber backing with a textured underside helps minimize mat movement.

Specifications

Model No	370
Brand	NoTrax
Available Colors	Autumn; Azure; Black; Black Shadow; Burgundy; Carbon; Cardinal; Chocolate; Coir; Crimson; Garnet; Gold; Gris Charcoal; Hunter Green; Kelly Green; Loden; Midnight; Natural; Off White; Orange; Pink; Prism; Purple; Red; Rosewood; Royal Blue; Sand; Sky Blue;
Overall Thickness	7/16
Custom Lengths	Available up to 13' wide and 75' long
Group	Entrance Matting
Environment	Indoor/Outdoor
Recommended Use	For placement in large entrances at hotels, shopping malls, cinemas, public buildings, department stores, banks, restaurants.
Special Remarks	Recommend for any oversized entrance where multiple mats are not desirable
Surface	Nibbed
Edges	Vinyl borders
Usage Intensity	Heavy traffic
Backing	Natural rubber
Process	Needle punched
Pile Weight Oz	54
Weight Lbs/sqft	0.7
Fire Rating US	Pass
Dust Control Rating	Superior
Water Retention Rating	Superior
Crush Resistance Rating	Superior

Product Options

Color:	Midnight
	Natural
	Orange
	Prism
	Purple
	Rosewood
	Sterling
	Verde Green
	Walnut
	White
	Yellow
	Zinc
Dimensions:	12in x Specify Length