



---


# Moisture & Scraper Entrance Mat Waffle CTE™ 152

## Product Images

---







## Short Description

---

- High/low waffle pattern facilitates scraping and keeps moisture and debris away from foot traffic
- Raised rubber carpet-to-edge (CTE™), bordered on all 4 sides to trap moisture and debris
- Crumb rubber backing
- 26 ounces of tufted yarn per square yard for increased moisture retention, and easier cleaning
- Low profile to perform in narrow clearance doorways

## Description

---

Waffle CTE™ is a crumb rubber-backed entrance waffle mat intended for use in light to medium traffic areas. The classic raised, crushproof waffle pattern of Waffle CTE™ scrapes and cleans, while the carpet-to-edge (CTE™) perimeter entraps dirt and moisture for water and soil control. Crumb rubber underside of the mat grips the underlying surface minimizing mat movement.

## Specifications

---

Model No	152
Available Colors	Blue; Brown; Charcoal
Overall Thickness	1/2
Standard sizes	2'x 3'; 3'x 5'; 4'x 6'
Group	Entrance Matting
Environment	Indoor/Outdoor
Recommended Use	For placement inside entrances in schools, universities, public buildings, sports facilities, shopping malls
Special Remarks	Entranceways and lobbies, all light to medium traffic areas
Surface	Raised Waffle Patten
Edges	Fabric covered borders
Usage Intensity	Light traffic
Custom Description	Available in stock sizes. Available colors in charcoal, blue, brown.
Material Specifications	Polypropylene
Backing	Crumb rubber
Process	Tufting
Pile Weight Oz	26
Weight Lbs/sqft	0.9
Fire Rating US	Pass
REACH Compliant	Reach compliant (Registration, Evaluation, Authorization and Restriction of Chemicals).
Dust Control Rating	Good
Water Retention Rating	Good
Crush Resistance Rating	Good
Function Appearance Rating	Better

## Prop 65

---

**⚠️WARNING:** This product can expose you to di-2-ethylhexyl phthalate which is known to the State of California to cause cancer, birth defects or reproductive harm. For more information, visit [www.P65Warnings.ca.gov](http://www.P65Warnings.ca.gov).

## Product Options

---

Color:	Blue
	Brown
	Charcoal
Dimensions:	2ft x 3ft
	3ft x 5ft
	4ft x 6ft