

MSUD VALVE PLUG FORM BI 11MM

PUR 3X0.75 back ROBOT, drag ch 5m

MSUD

Form BI (11 mm)

24 V AC $\pm 20\%$ / DC $\pm 25\%$

LED and suppress on

PE opposite cable entry (180°)

Attention: Contact carrier turned to 180°!

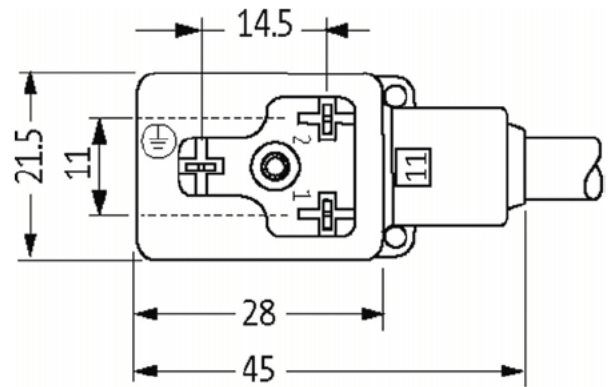
Further cable lengths on request.

Plastic housings with good resistance against chemicals and oils.

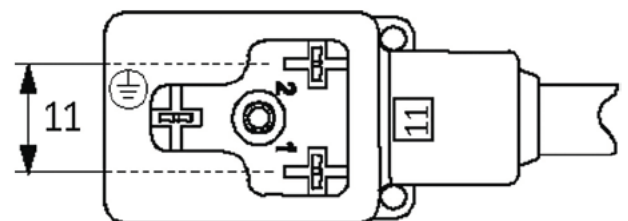
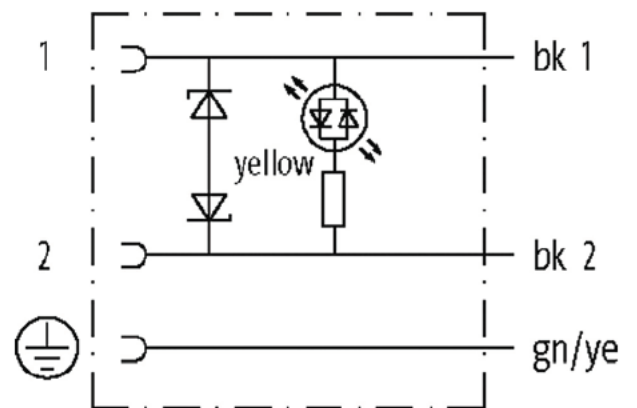
The resistance to aggressive media should be individually tested for your application. Further details on request.

[Link to Product](#)

Illustration



Height: 30 mm



Product may differ from image

Approvals

cCSAus * only for products with UL/CSA approved cable

Form

Form 08

General data

Pollution Degree	3
Material (gasket)	PUR
Temperature range	25 +85 °C depending on cable quality

Cables

No /diameter of wires	3 × 0.75 mm ²
Wire isolation	PP (bk num gnye)
C track properties	0 Mio
Material (jacket)	PUR (UL/CSA) welding spark
Outer Ø	5.2 mm 5%
Bend radius (moving)	0 × outer Ø
Temperature range (fixed)	40 +80 °C
Temperature range (mobile)	25 +80 °C
Cable identification	656
Cable Type	5 (PUR schweißfunkenbeständig)
Approval (cable)	cURus (AWM Style 20549/ 0493); CE conform
Cable weight [g/m]	48.40
Material (wire)	Cu wire bare
Resistor (core)	max 26 Ω/km (20 °C)
Single wire Ø (core)	0.5 mm
Construction (core)	42 × 0.5 mm (multi strand wire class 6)
Diameter (core)	3 × 0.75 mm ²
AWG	similar to AWG 8
Material (wire isolation)	PP
Material property (wire isolation)	CFC halogen cadmium silicone and lead free
Shore hardness (wire isolation)	58 3 D
Wire Ø incl isolation	7 mm 5%
Color/numbering of wires	bk numbered gnye longitudinally striped
Stranding combination	3 wires twisted
Shield	no
Material (jacket)	PUR
Material property (jacket)	CFC halogen cadmium silicone and lead free matt low adhesion machine easy to process abrasion resistant hydrolysis microbial and welding spark resistant
Shore hardness (jacket)	58 3 D
Outer Ø (jacket)	5.2 mm 5%
Color (jacket)	black
chemical resistance	good resistance to oil gasoline and chemicals (EN 608 404)
thermal resistance	flame retardant UL FT2 EC 60332 EC 60332 2 2 welding spark resistant
Nominal voltage	300 V AC
Test voltage	2500 V AC
Current load capacity	to D N VDE 0298 4
Temperature range (fixed)	40 +80 °C (+90 °C at max 0.000 operating hours)
Temperature range (mobile)	25 +80 °C (+90 °C at max 0.000 operating hours)
Bend radius (fixed)	5 × outer Ø
Bend radius (moving)	0 × outer Ø
No. of bending cycles (C track)	max 0 Mio (25 °C)
Traversing distance (C track)	max 5 m (horizontal)
Travel speed (C track)	max 3.3 m/s

Acceleration (C track)	max 5 m/s ²
Torsion stress	360°/m
No. of torsion cycles	max Mio (25 °C)
Torsion speed	35 cycles/min
Jacket Color	black

Technical Data

Operating voltage	24 V AC 20% / DC 25%
Rated surge voltage	0.8 kV
Operating current per contact	max 4 A
Current consumption	max 5 mA
Material group	EC 60664 category
Switch off peak	max 55 V
Switch off delay time	max 20 ms
LED display	yellow
Locking of ports	M3 (recommended torque 0.4 Nm)
Protection	P67 inserted and tightened (EN 60529)
Locking material	Steel (galvanized)
Material	PBT
Housing	Black plastic (gray on request)
Additional suppressor	Diode/Z Diode

Commercial data

country of origin	CZ
customs tariff number	85444290
EAN	4048879420075
eClass	272792 8

Packaging unit