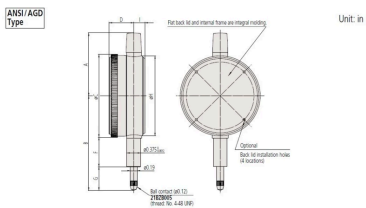



Dial Gauge, Flat Back, ANSI/AGD Type

Item number: 2978AB

Images



Note 1: When installing an optional back (refer to pages 07-69 to 07-70 for details) 4 retaining screws must also be obtained **S40666**. Self-tapping screw only for plastic.
Do not apply a tightening torque of more than 20 Ncm in order to avoid stripping the screw threads.
Note 2: An optional lifting lever, release or bezel clamp cannot be installed.

Inch	Code No.	A	B	C	D	F	G	H	I	Mass (g)
	2976AB	1.70	2.55	2.24	0.67	0.80	0.63	2.17	0.30	
	2977AB	1.70	2.56	2.24	0.67	0.80	0.64	2.17	0.30	70
	2978AB	1.70	2.57	2.24	0.67	0.80	0.65	2.17	0.30	



Description

One Revolution Type for Error-free Reading

- Light weight type / standard type
- Limiting pointer rotation to one revolution eliminates the reading errors that can occur with dial indicators featuring more than one revolution of the pointer for full stroke.

Features

Digital/Analog:	Analog
Inch-Metric:	Inch
Range:	0,06" (plunger stroke: 0,14")
Range per rev.:	0.06"
Dial reading:	30-0-30
Delivered:	With certificate of inspection, bezel clamp
Graduation:	0,001"

H MPE (Hysteresis): 0,0002"

R MPE (Repeatability): ±0,0002"

MPE first one revolution: ±0,001"

Type: ANSI/AGD Standard

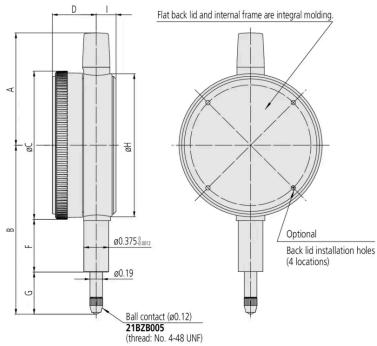
Measuring force: 0,4-1,4 N

Stem: 9.52 mm / 0.375"

Contact point: Carbide tipped, thread: 4-48UNF

Mass: 75 g

Dimensions



A: 1.7 inch

B: 2.57 inch

C: 2.24 inch

D: 0.67 inch

E: 0,8 inch

F: 0.65 inch

G: 2.17 inch

H: 0.3 inch

I: 0.3 inch

Accessories

Optional accessories:



Limit Hands (green) 2pcs

Dial Indicator Series 2/3/4

Art No. 21AZB195

Price on application

Spare parts

Consumable spares:



Contact Element Ball Point, 4-48UNF

1/4" Length, Carbide, Inch
Art No. 21BZB005
Suggested retail price: 13.30 €*
