

# BSL NH Fuse-Rails

Size 1, 250A; Size 2, 400A; Size 3, 630A; 690VAC

## FUSE RAILS

### IEC NH FUSE RAILS



BSL NH-vertical fuse rails are touch protected IP20. BSL are designed for direct installation on to bus bar systems in triple pole arrangements. BSL size 1 250A, size 2 400A, size 3 630A are available 185 mm bus bar systems.

BSL 250A, 400A, 630A are designed for NH fuse-links in accordance with IEC/EN 60269-2, VDE 0636-2, size 1: 250A, size 2: 400A and size 3: 630A.

The system is a modular system that allows the installation of individual components. BSL offers the user the possibility of fast and easy installation as well as a high degree of protection during installation and maintenance.

## TECHNICAL DATA OVERVIEW

Voltage AC	690 VAC
Ampere Range (A)	250 ... 630 A
Size per Standard	1, 2, 3
Mounting	bus bar system 185 mm
Number of poles	3

## FEATURES & BENEFITS

- Installation on to 185 mm bus bar system
- Dimensions of bus bars and cable terminal connections are equivalent to those of MULTIVERT®

## APPLICATIONS

- Feeder pillars
- Cable distribution cabinets
- Low voltage distribution units

## STANDARDS

- IEC 60 269-1, IEC 60 269-2  
For NH-fuse links size 1, 2, 3 in accordance with IEC/EN 60 269-2, VDE 0636-2



# BSL NH Fuse-Rails

Size 1, 250A; Size 2, 400A; Size 3, 630A; 690VAC

## PRODUCT RANGE



BL1B403K000

### BSL 250 A size 1 for 185 mm bus bar system

Catalog number	Item number	Cable termination components	Package	Weight
BL1B403K000	X1002291	3 M12 bolts	1 piece	3.2 kg
BL1E403K000	X1023428	3 M10 insert nuts	1 piece	3.1 kg
BL1V403K000	Y1023429	V-terminal 35-240 mm <sup>2</sup>	1 piece	3.7 kg



BL2V403K000

### BSL 400 A size 2 for 185 mm bus bar system

Catalog number	Item number	Cable termination components	Package	Weight
BL2B403K000	A1002294	3 M12 bolts	1 piece	3.8 kg
BL2E403K000	Z1023430	3 M12 insert nuts	1 piece	3.7 kg
BL2V403K000	A1023431	V-terminal 35-240 mm <sup>2</sup>	1 piece	3.7 kg

# BSL NH Fuse-Rails

Size 1, 250A; Size 2, 400A; Size 3, 630A; 690VAC

## PRODUCT RANGE



BL3B403K000

### BSL 630 A size 3 for 185 mm bus bar system

Catalog number	Item number	Cable termination components	Package	Weight
BL3B403K000	E1002298	3 M12 bolts	1 piece	4.4 kg
BL3E403K000	B1023432	3 M12 insert nuts	1 piece	4.2 kg
BL3V403K000	C1023433	V-terminal 35-240 mm <sup>2</sup>	1 piece	3.7 kg

## TECHNICAL DATA IN ACCORDANCE WITH EN / IEC 60269

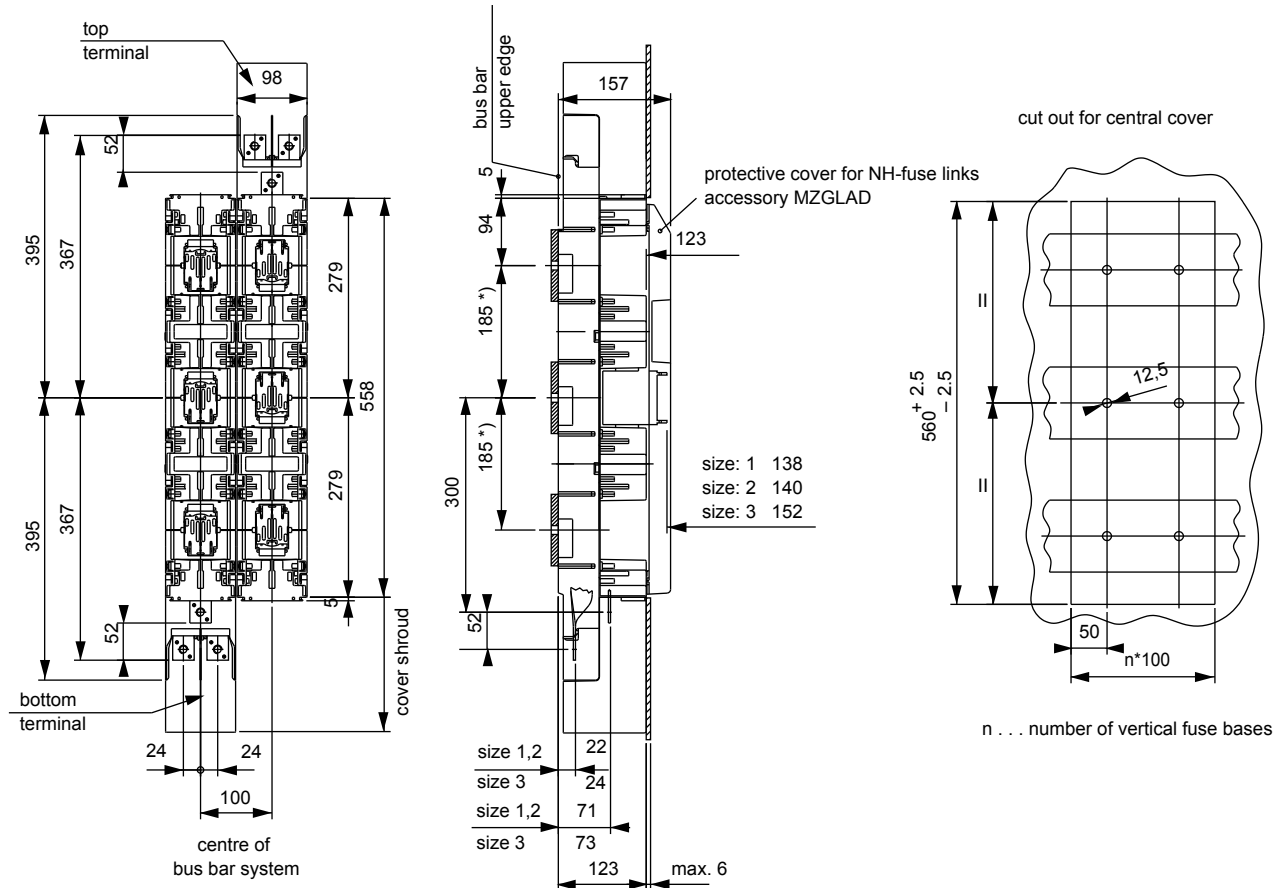
	BSL 250 A	BSL 400 A	BSL 630 A
Number of poles/phases	3	3	3
Conventional free air thermal current with NH-fuse links $I_{th}$	250 A	400 A	630 A
Max. power dissipation of fuse links $P_n$	3 W	8 W	20 W
Conventional free air thermal current with solid links $I_{th}$	400 A	630 A	800 A
Max. power dissipation of solid links $P_n$	65 W	126 W	161 W
Rated operational voltage $U_e$	690 V	690 V	690 V
Rated insulation voltage $U_i$	1000 V	1000 V	1000 V
Rated impulse withstand voltage $U_{imp}$	9.8 kV	9.8 kV	9.8 kV
Rated frequency	50 ... 60 Hz	50 ... 60 Hz	50 ... 60 Hz
Degree of pollution	3	3	3
Power dissipation by $I_{th}$ without NH-fuse links	22 W	54 W	92 W
Degree of protection	IP 20	IP 20	IP 20
Installation mode	bus bar installation	bus bar installation	bus bar installation
Rated duty	uninterrupted duty	uninterrupted duty	uninterrupted duty
Size	1	2	3
<b>Cable terminal connection</b>			
Standard cable terminal	M10	M12	M12
for cable lugs Cu max.	300 mm <sup>2</sup>	300 mm <sup>2</sup>	300 mm <sup>2</sup>
for cable lugs Al max.	300 mm <sup>2</sup>	300 mm <sup>2</sup>	300 mm <sup>2</sup>
for copper bars with max. dimensions	40 x 10 mm	40 x 10 mm	40 x 10 mm
<b>Bus bar connection</b>			
Bus bar system	185 mm	185 mm	185 mm
Hooked clamp for bus bar with thickness	5 ... 10 mm	5 ... 10 mm	5 ... 10 mm

# BSL NH Fuse-Rails

Size 1, 250A; Size 2, 400A; Size 3, 630A; 690VAC

## DIMENSIONS

**BSL NH-fuse rails with touch protection 250A, 400A, 630A (M01110)**



\*) special design 178-210 m

Dimensions in mm

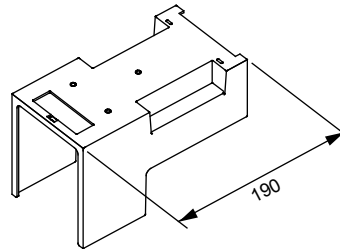
# BSL NH Fuse-Rails

Size 1, 250A; Size 2, 400A; Size 3, 630A; 690VAC

## DIMENSIONS

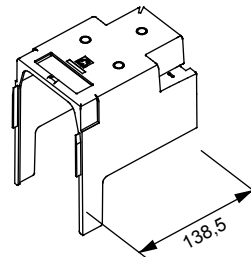
BSL size 1 250A, size 2 400A, size 3 630A (M01104a)

for terminal connections with cable lugs on switch boards with central cover



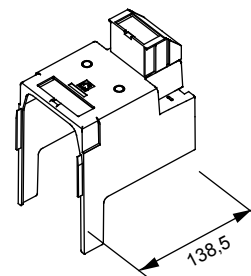
MZKHO

for clamp terminal connections (V-clamps, direct terminal clamps) in feeder pillars



MZKAB

for special "high" clamp terminal connection (double V-clamps, frame clamps) in feeder pillars



MZKAB1

## ACCESSORIES



MZKAB



MZKAB1



MZKHO

### Covers/shrouds for cable termination

Catalog number	Item number	Application	Design	Package	Weight
MZKAB	J1023301	top terminal	cover shroud for clamp terminal connection in feeder pillars length 138,5 mm	1 piece	0.10 kg
MZKAB1	K1023302	top terminal	cover shroud for special (high) clamp terminal connection in feeder pillars length 138,5 mm	1 piece	0.12 kg
MZKHO	G217655	top terminal	cover shroud for cable terminal connections with cable lugs on switchboards with central cover length 190 mm	1 piece	0.13 kg

# BSL NH Fuse-Rails

Size 1, 250A; Size 2, 400A; Size 3, 630A; 690VAC

## ACCESSORIES



1.002.492 1.002.493 1.002.829



1.002.830 MZ01LPAP MZLPAP

### Covers/spare way covers

Catalog number	Item number	Application	Design	Package	Weight
1.002.492	M1002282	bus bar system 185 mm	spare way cover width 100 mm, length 630 mm for covering of open installation spaces in distribution units with central cover	1 piece	0.20 kg
1.002.493	N1002283	bus bar system 185 mm	spare way cover width 50 mm, length 630 mm for covering of open installation spaces in distribution units with central cover	1 piece	0.14 kg
1.002.829	F1023413	bus bar system 185 mm	spare way cover width 100 mm, length 630 mm with level adjustment 123 mm for bus bar installation set = cover + fixing set (2 distance pieces, 2 screw rivets)	1 set	0.27 kg
1.002.830	E1023412	bus bar system 185 mm	spare way cover width 50 mm, length 630 mm with level adjustment 123 mm for bus bar installation, set = cover + fixing set (2 distance pieces, 2 screw rivets)	1 set	0.20 kg
MZ01LPAP	C1023410	bus bar system 185 mm	spare way cover without level adjustment width 50 mm, length 500 mm including fixing material	1 piece	60 g
MZLPAP	D1023411	bus bar system 185 mm	spare way cover width 100 mm, length 612 mm including 2 pieces M12 fixing screws (distance of fixing holes 185 mm)	1 piece	0.56 kg



1.000.192

### Installation devices/bus bar installation

Catalog number	Item number	Design	Package	Weight
1.000.192	P1002284	hooked clamp size 1, 2, 3, M = 15–20 Nm hexagon socket connection (inbus) for MULTIVERT®/BSL with top or bottom terminal 1 set = 3 pieces	1 set	0.47 kg

# BSL NH Fuse-Rails

Size 1, 250A; Size 2, 400A; Size 3, 630A; 690VAC

## ACCESSORIES



MZGLAD/5

### Covers/protective covers for tags

Catalog number	Item number	Application	Design	Package	Weight
MZGLAD/5	G1002300E	BSL size 1,2,3	protective cover for NH-fuse links (protective cover for tags)	5 pieces	0.27 kg



MZBC



MZBT

### Labelling facilities

Catalog number	Item number	Design	Package	Weight
MZBC	J1002302	labelling clip	1 piece	12 g
MZBT	B222181	label holder size 1, 2, 3	1 piece	30 g



MZSTW1

### Phase barriers

Catalog number	Item number	Design	Package	Weight
MZSTW1	H1002301	lateral phase barrier (snap on) 1 set = 3 pieces	1 set	40 g

# BSL NH Fuse-Rails

Size 1, 250A; Size 2, 400A; Size 3, 630A; 690VAC

## ACCESSORIES



1.000.099



1.001.667



1.002.902



1.002.903



1.002.909



1.002.910



22SZVK42

### Varieties of cable termination

Catalog number	Item number	Design	Package	Weight
1.000.099	E1023436	insulation cap for V-terminal clamp size 1,2,3	1 piece	0.1 g
1.001.667	F1023275	adapter for double terminal L3	1 piece	0.25 kg
1.002.902	M1024615	V-terminal clamp size 1,2,3 95-240 mm <sup>2</sup> single solid, 70-240 mm <sup>2</sup> single stranded, 50-185 mm <sup>2</sup> round stranded, 70-240 mm <sup>2</sup> round solid, M= 23 -27 Nm, with V-lug art. no. 22SZSV1 1 set = 3 clamps + 3 lugs	1 set	0.42 kg
1.002.903	N1024616	V-terminal clamp size 1,2,3 95-300 mm <sup>2</sup> single solid, 70-240 mm <sup>2</sup> single stranded, 50-185 mm <sup>2</sup> round stranded, 70-240 mm <sup>2</sup> round solid, M = 23 -27 Nm, with V-shaped lug art. no. 22SZSV1 1 set = 3 clamps + 3 lugs	1 set	0.44 kg
1.002.909	K1024613	V-terminal clamp size 1,2,3, 10-300 mm <sup>2</sup> single solid, 10-300 mm <sup>2</sup> single stranded, 10-300 mm <sup>2</sup> round stranded, 10-300 mm <sup>2</sup> round solid, Opening width: 26.5 mm M = 23 -27 Nm 1 set = 3 pieces	1 set	0.24 kg
1.002.910	L1024614	V-terminal clamp size 1,2,3, 95-300 mm <sup>2</sup> single solid, 70-240 mm <sup>2</sup> single stranded, 50-185 mm <sup>2</sup> round stranded, 70-240 mm <sup>2</sup> round solid, Opening width: 26.5 mm M = 23 -27 Nm 1 set = 3 pieces	1 set	0.26 kg
22SZVK42	Q1024618	V-terminal clamp size 1,2,3 for 2 conductors 50-240 mm <sup>2</sup> single solid, 50-185 mm <sup>2</sup> single stranded, 50-185 mm <sup>2</sup> round stranded, 70-240 mm <sup>2</sup> round solid M = 23-27 Nm	1 piece	6.8 g