

MDC07A - DC Distribution Fuse

700VDC Auxiliary Fuse

SPECIAL PURPOSE

FOR DC DISTRIBUTION



MDC
DC Distribution Series

With the evolution of DC distribution and new technologies on the horizon, Mersen's MDC DC Distribution Series is the product line to help customers achieve ultimate protection for today and tomorrow. The product portfolio allows system integrators and OEM manufacturers to select fuses easily for the protection of DC distribution in a variety of applications.

The MDC Series incorporates proven fuse technologies which provide optimal current limitation while achieving maximum performance. The MDC portfolio is designed to easily allow customers to choose fuses where coordination with other DC components is critical, eliminating unnecessary downtime.

Technical Data Overview	
Volts	700VDC
Amps	35A-175A
IR	20kA @ 700VDC
DC MBC	See Table

FEATURES/BENEFITS

- Designed for DC applications
- Low watt losses
- High cycling performance
- Ultra compact size

APPLICATIONS

- DC Auxiliary Circuits
- Electrical Energy Storage
- EV Charging
- Critical Power
- UPS Protection

APPROVALS/STANDARDS

- UL Recognized Component
File E60314







© 2023 Mersen. All rights reserved. Mersen reserves the right to change, update, or correct, without notice, any information contained in this datasheet.

MDC07A - DC Distribution Fuse

700VDC Auxiliary Fuse

**SPECIAL
PURPOSE**

CATALOG NUMBERS

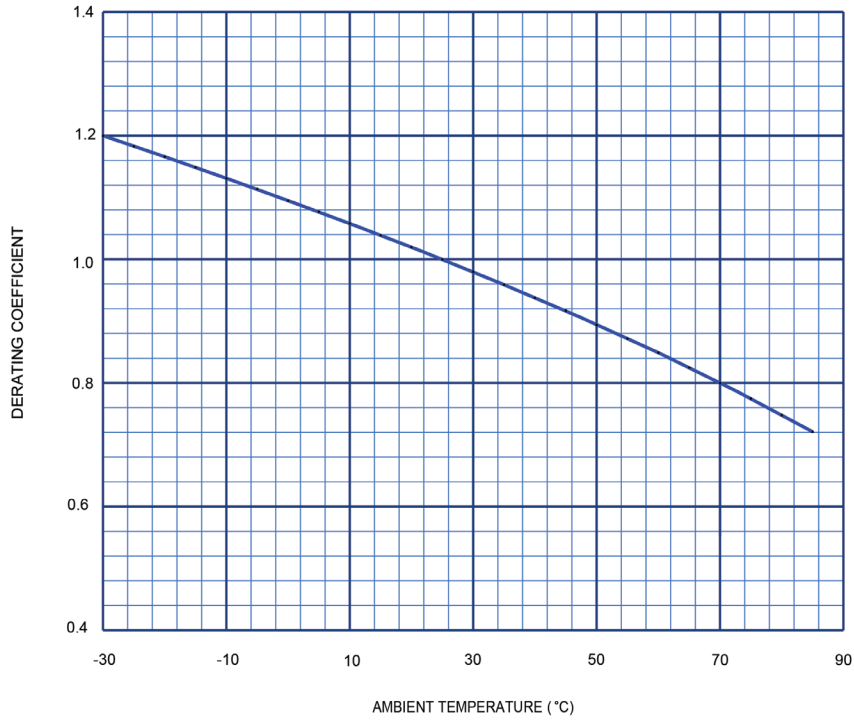
Surface Mount					
 			 		
MDC07A35S			MDC07A175S		
Catalog Number	Rated Voltage (VDC)	Rated Current (A)	DC Min. Breaking Capacity (MBC)*	DC Max Interrupting Rating (kA)	DC Time Constant L/R (ms)
MDC07A35S	700	35	123	20	≤1
MDC07A40S	700	40	148	20	≤1
MDC07A50S	700	50	175	20	≤1
MDC07A60S	700	60	198	20	≤1
MDC07A70S	700	70	196	20	≤1
MDC07A80S	700	80	264	20	≤1
MDC07A100S	700	100	330	20	≤1
MDC07A125S	700	125	1500	20	≤1
MDC07A150S	700	150	1500	20	≤1
MDC07A160S	700	160	1488	20	≤1
MDC07A175S	700	175	1488	20	≤1

*Fuse Minimum Breaking Capacity (MBC): the smallest current the fuse has been tested to safely clear at a given voltage and time constant

© 2023 Mersen. All rights reserved. Mersen reserves the right to change, update, or correct, without notice, any information contained in this datasheet.

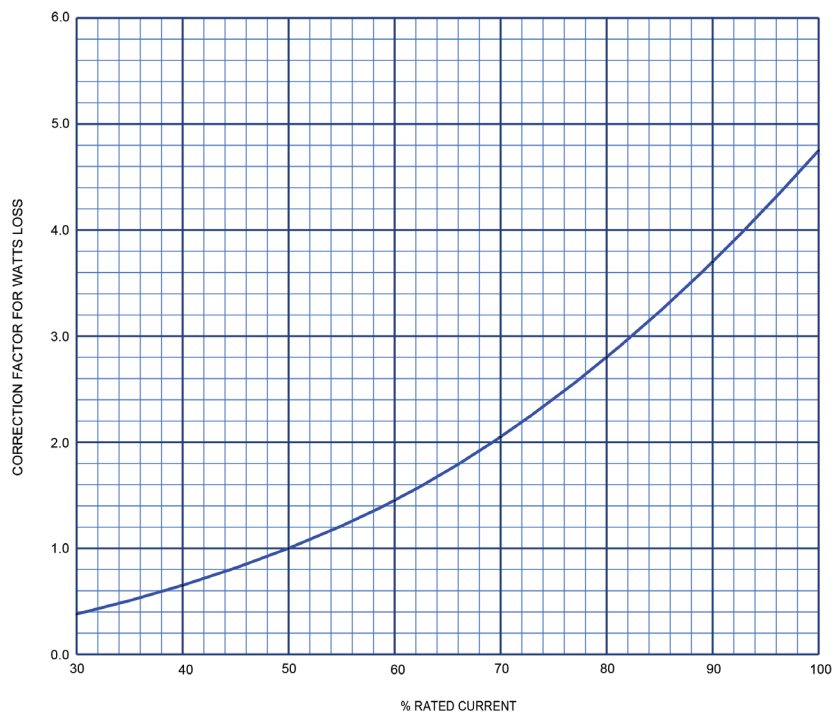
AMPERE RATING VS AMBIENT TEMPERATURE

MDC07A



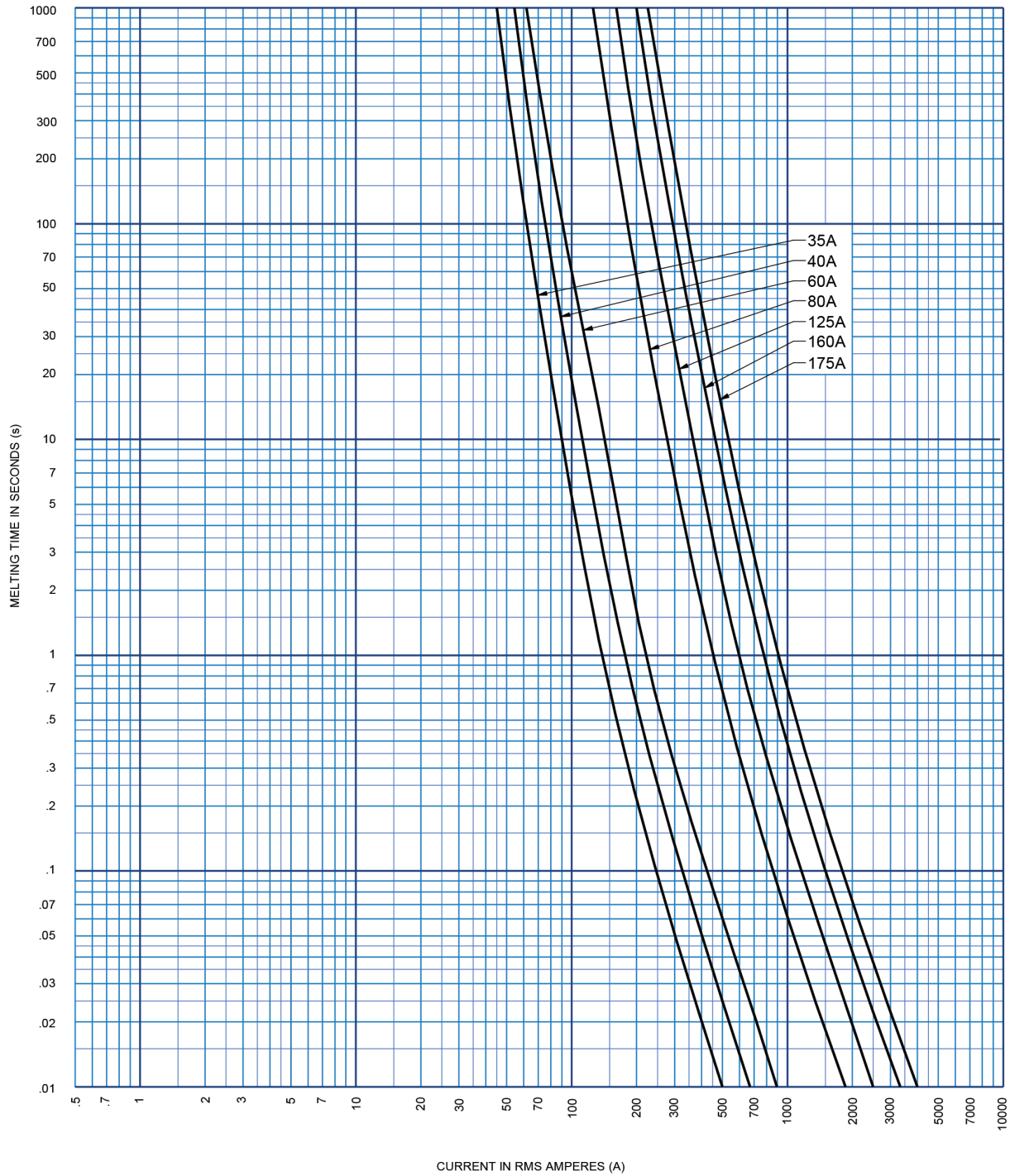
WATTS LOSS VS % RATED CURRENT

MDC07A



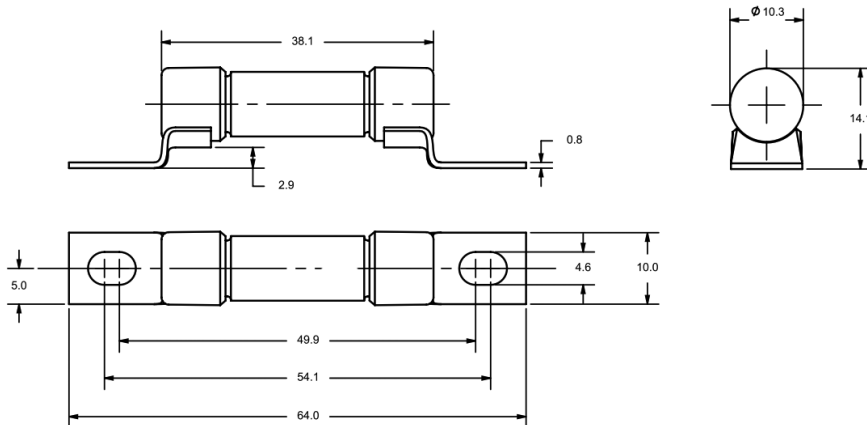
MELTING TIME CURRENT DATA

MDC07A

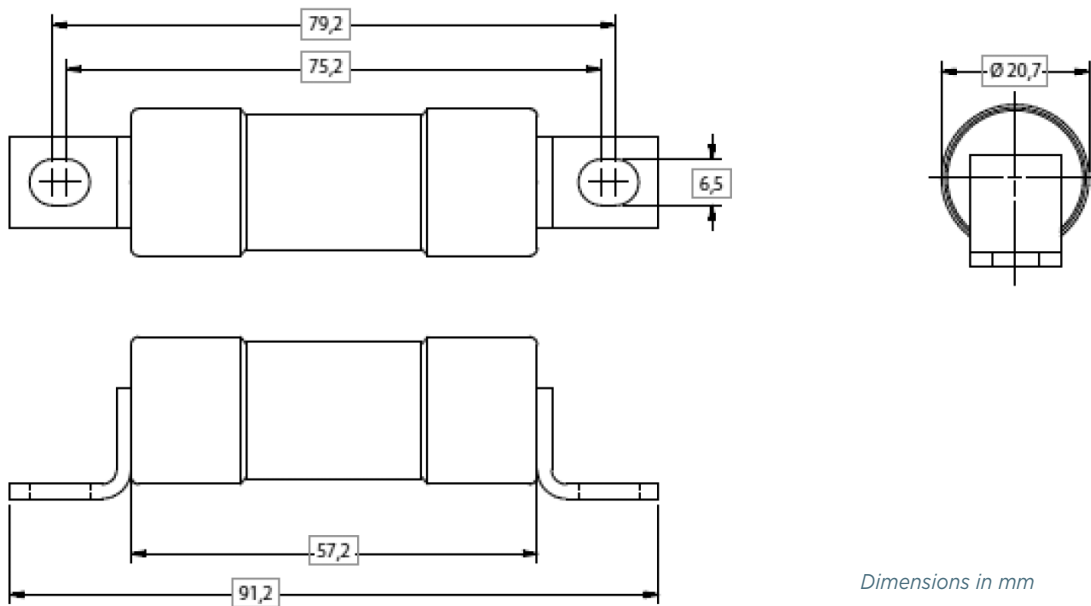


DIMENSIONS:

MDC07A(35-60A)S Surface Mount Fuse



MDC07A(70-175A)S Surface Mount Fuse



Dimensions in mm

Recommended Mounting Torque and Bolt Size

Fuse Type	Mounting Style	Fuse Rating	Thread Size	Tightening Torque	
				N-m	In-lbs
MDC07A	Surface Mount [-S]	35-175A	1/4-20	4	50