

Surge-Trap® Pluggable T12 - 5YPV

Photovoltaic & Energy Storage SPDs

DIN RAIL - IEC TYPE 1+2 PV



General Data

Internal configuration	3+, 1-, PE
No. DIN rail modules	5
Network configuration	5YPV
IEC SPD Type	Class I+II
EN SPD Type	PV Type 1+2
UL SPD Type	Type 1 Component Assembly
Format	Pluggable
Protection Modes	L+/PE, L-/PE, L+/L-
Product standards	*EN 61643-31 *UL 1449 5th Ed. *IEC 61643-31



PART NUMBERS

STPT12-5K1000V-5YPVM (with Microswitch)

83120192

SURGE PROTECTION DEVICE (SPD) - IEC TECHNICAL FEATURES

Maximum continuous operating voltage (DC) - Ucpv [V]	1060
Nominal discharge current (8/20)- In [kA]	20
Max Discharge Current (8/20) - Imax [kA]	40
Lightning impulse current (10/350) - Iimp [kA]	5
Voltage protection level at In - Up (L-L) [kV]	≤4
Voltage protection level at In - Up (L-PE) [kV]	≤4
Short Circuit Withstand- Iscpv [kA]	10
Response time - tA [ns]	≤25
Dynamic thermal disconnection	Yes
Thermal protection behaviour	OCM (Open Circuit Mode)

SURGE PROTECTION DEVICE (SPD) - UL TECHNICAL FEATURES

Nominal discharge current (8/20) - In [kA]	20
Maximum continuous operating voltage - MCOV (DC DC-) [V]	1000
Maximum continuous operating voltage - MCOV (DC+ G) [V]	1000
Maximum continuous operating voltage - MCOV (DC- G) [V]	1000
Voltage protection rating - VPR (DC- G) [V]	2500
Voltage protection rating - VPR (DC+ DC-) [V]	2500
Voltage protection rating - VPR (DC+ G) [V]	2500
Short-Circuit Current Rating-SCCR [kA]	50

MECHANICAL AND ENVIRONMENTAL FEATURES

Temperature range [°C]	-40 ... 85
Humidity range [%]	5 ... 95
Indication System Type	Green (OK) / Not green (replace)
Insulating material	PA66 CT1
Enclosure - IP	IP20

DATASHEET

This document is subject to change at any time without notice ep.mersen.com | Lepanto 49 - 08223 Terrassa, Barcelona Spain © 2024 Cirprotec SLU | All rights reserved

MERSEN

Surge-Trap[®] Pluggable T12 - 5YPV

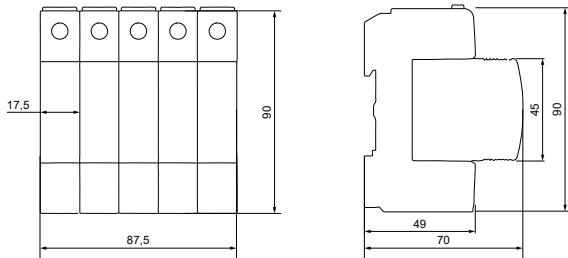
Photovoltaic & Energy Storage SPDs

DIN RAIL - IEC TYPE 1+2 PV

Continue MECHANICAL AND ENVIRONMENTAL FEATURES

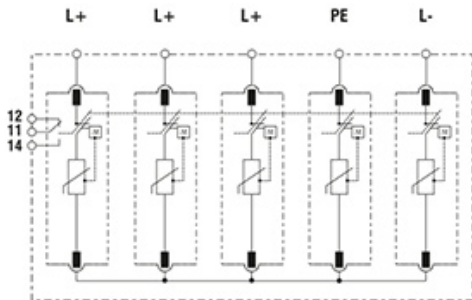
Flammability class	UL94 V-0
Solid conductor cross section	6...35 mm ²
Stranded conductor cross section	6...25 mm ²
Torque rating [N m]	3
Remote indication conductor cross section [mm ²]	0.08 ... 1.5
Remote indication switching capacity [V/A]	AC: 125/3 DC: 250/1
Remote Indication Torque [N m]	0.2

DIMENSIONS AND WEIGHT



Net Weight [kg]	0.654
Gross weight [kg]	0.694
Packaging dimensions (H x W x L) [mm]	106 × 95 × 94

INTERNAL CONFIGURATION



REPLACEMENT CARTRIDGES

SP12-5K1000V-PV (Line)	83120011
------------------------	----------


DATASHEET

This document is subject to change at any time without notice ep.mersen.com | Lepanto 49 · 08223 Terrassa, Barcelona Spain © 2024 Cirprotec SLU | All rights reserved

Surge-Trap® Pluggable T12 - 5Y2PV

Photovoltaic & Energy Storage SPDs

DIN RAIL - IEC TYPE 1+2 PV



General Data

Internal configuration	2+,2-, PE
No. DIN rail modules	5
Network configuration	5YPV
IEC SPD Type	Class I+II
EN SPD Type	PV Type 1+2
UL SPD Type	Type 1 Component Assembly
Format	Pluggable
Protection Modes	L+/PE, L-/PE, L+/L-
Product standards	*EN 61643-31 *UL 1449 5th Ed. *IEC 61643-31



PART NUMBERS

STPT12-5K1000V-5Y2PVM (with Microswitch)	83120206
--	----------

SURGE PROTECTION DEVICE (SPD) - IEC TECHNICAL FEATURES

Maximum continuous operating voltage (DC) - Ucpv [V]	1060
Nominal discharge current (8/20)- In [kA]	20
Max Discharge Current (8/20) - Imax [kA]	40
Lightning impulse current (10/350) - Iimp [kA]	5
Voltage protection level at In - Up (L-L) [kV]	≤4
Voltage protection level at In - Up (L-PE) [kV]	≤4
Short Circuit Withstand- Iscpv [kA]	10
Response time - tA [ns]	≤25
Dynamic thermal disconnection	Yes
Thermal protection behaviour	OCM (Open Circuit Mode)

SURGE PROTECTION DEVICE (SPD) - UL TECHNICAL FEATURES

Nominal discharge current (8/20) - In [kA]	20
Maximum continuous operating voltage - MCOV (DC DC-) [V]	1000
Maximum continuous operating voltage - MCOV (DC+ G) [V]	1000
Maximum continuous operating voltage - MCOV (DC- G) [V]	1000
Voltage protection rating - VPR (DC- G) [V]	2500
Voltage protection rating - VPR (DC+ DC-) [V]	2500
Voltage protection rating - VPR (DC+ G) [V]	2500
Short-Circuit Current Rating-SCCR [kA]	50

MECHANICAL AND ENVIRONMENTAL FEATURES

Temperature range [°C]	-40 ... 85
Humidity range [%]	5 ... 95
Indication System Type	Green (OK) / Not green (replace)
Insulating material	PA66 CT1
Enclosure - IP	IP20

DATASHEET

This document is subject to change at any time without notice ep.mersen.com | Lepanto 49 - 08223 Terrassa, Barcelona Spain © 2024 Cirprotec SLU | All rights reserved

MERSEN

Surge-Trap[®] Pluggable T12 - 5Y2PV

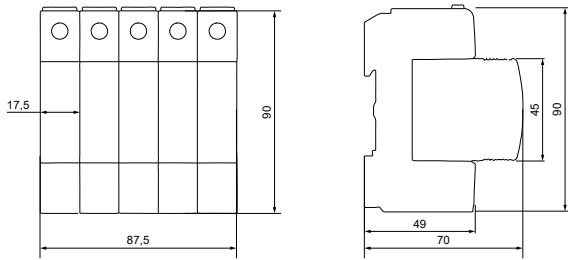
Photovoltaic & Energy Storage SPDs

DIN RAIL - IEC TYPE 1+2 PV

Continue MECHANICAL AND ENVIRONMENTAL FEATURES

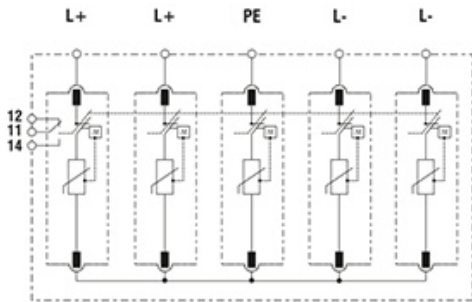
Flammability class	UL94 V-0
Solid conductor cross section	6...35 mm ²
Stranded conductor cross section	6...25 mm ²
Torque rating [N m]	3
Remote indication conductor cross section [mm ²]	0.08 ... 1.5
Remote indication switching capacity [V/A]	AC: 125/3 DC: 250/1
Remote Indication Torque [N m]	0.2

DIMENSIONS AND WEIGHT



Net Weight [kg]	0.654
Gross weight [kg]	0.694
Packaging dimensions (H x W x L) [mm]	106 × 95 × 94

INTERNAL CONFIGURATION



REPLACEMENT CARTRIDGES

SP12-5K1000V-PV (Line)	83120011
------------------------	----------

DATASHEET

This document is subject to change at any time without notice ep.mersen.com | Lepanto 49 · 08223 Terrassa, Barcelona Spain © 2024 Cirprotec SLU | All rights reserved