

# PRODUCT INFORMATION PACKET

Model No: 284TTGN16550  
Catalog No: E547-P  
25,1800,EPFC,284T,3/60/230/460  
Explosion Proof



Regal and Marathon are trademarks of Regal Beloit Corporation or one of its affiliated companies.  
©2018 Regal Beloit Corporation, All Rights Reserved. MC017097E



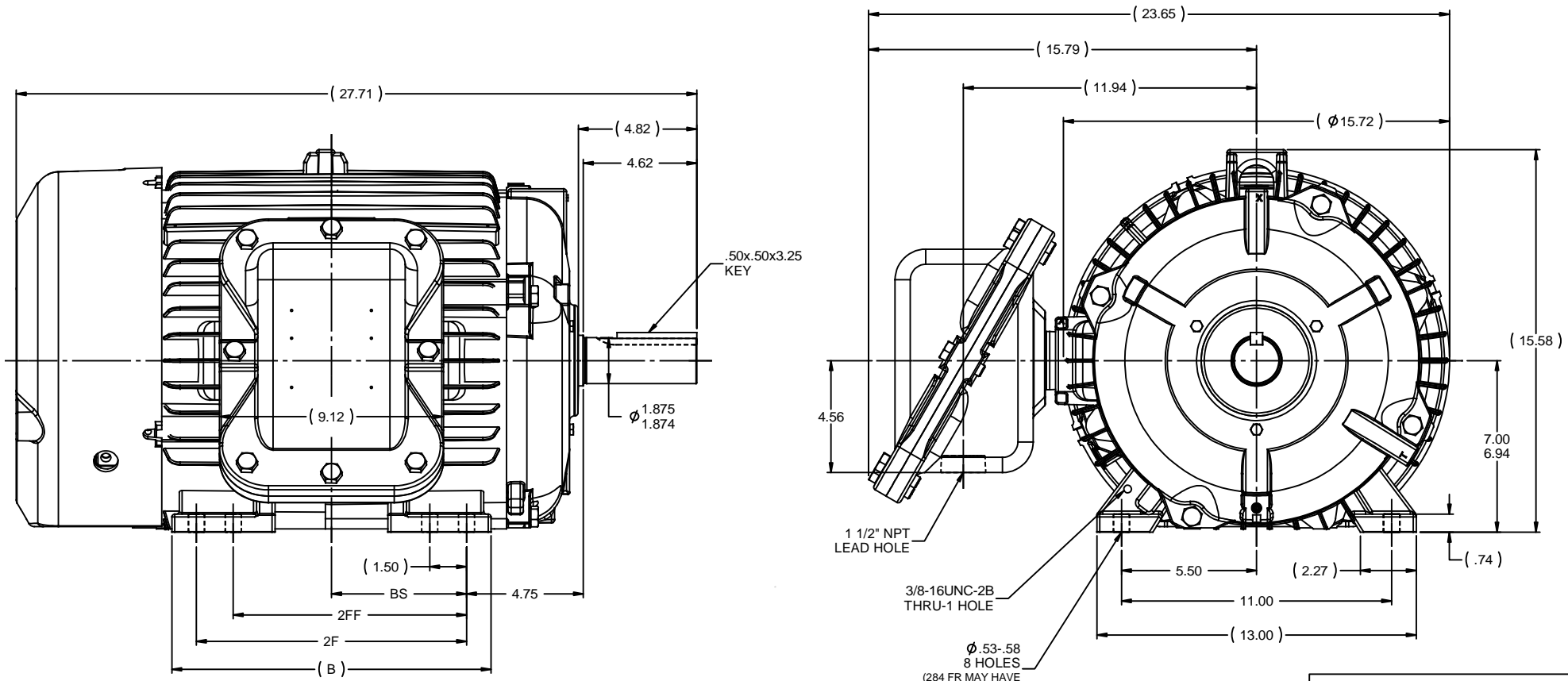


### Nameplate Specifications

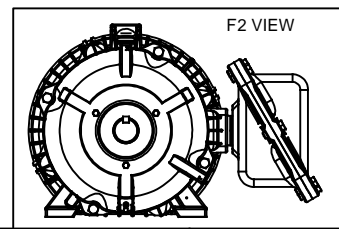
Output HP	<b>25 Hp</b>	Output KW	<b>18.7 kW</b>
Frequency	<b>60 Hz</b>	Voltage	<b>230/460 V</b>
Current	<b>62/31 A</b>	Speed	<b>1772 rpm</b>
Service Factor	<b>1.15</b>	Phase	<b>3</b>
Efficiency	<b>93.6 %</b>	Duty	<b>CONTINUOUS</b>
Insulation Class	<b>F</b>	Design Code	<b>B</b>
KVA Code	<b>G</b>	Frame	<b>284T</b>
Enclosure	<b>EPFC</b>	Overload Protector	<b>NOT</b>
Ambient Temperature	<b>40 °C</b>	Drive End Bearing Size	<b>6311</b>
Opp Drive End Bearing Size	<b>6210</b>	UL	<b>No</b>
CSA	<b>N</b>	CE	<b>N</b>
IP Code	<b>54</b>		

### Technical Specifications

Electrical Type	<b>SQ CAGE INV RATED</b>	Starting Method	<b>LINE OR INVERTER</b>
Poles	<b>4</b>	Rotation	<b>REV</b>
Mounting	<b>RIGID</b>	Motor Orientation	<b>HORIZONTAL</b>
Drive End Bearing	<b>BALL</b>	Opp Drive End Bearing	<b>BALL</b>
Frame Material	<b>CAST IRON</b>	Shaft Type	<b>T</b>
Overall Length	<b>26.21 in</b>	Frame Length	<b>12.75 in</b>
Shaft Diameter	<b>1.88 in</b>	Shaft Extension	<b>4.82 in</b>
Assembly/Box Mounting	<b>F1 ONLY</b>		
Outline Drawing	<b>B-SS311106-1275</b>	Connection Diagram	<b>A-EE7308T</b>



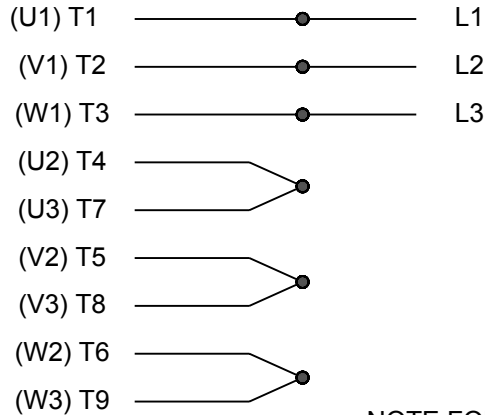
- NOTES:
1. CONDUIT BOX CAN ONLY BE ROTATED CLOCKWISE UP TO 270° FROM ITS ORIGINAL POSITION.
  2. CONDUIT BOX CAN BE MOUNTED ON OPPOSITE SIDE BY REMOVING BRACKETS AND TURNING FRAME 180°. THIS MODIFICATION CAN BE PERFORMED ONLY BY THE ORIGINAL EQUIPMENT MANUFACTURER OR BY A FACILITY THAT IS COVERED UNDER UNDERWRITERS LABORATORIES INC. CATEGORY PTKQ, TITLED "MOTORS AND GENERATORS, REBUILT FOR USE IN HAZARDOUS LOCATIONS".
  3. NAMEPLATES TO BE READ FROM CONDUIT BOX SIDE OF MOTOR.



DASH	FRAME	B	C	BS	2F	2FF
1275	284T	12.50	26.21	4.75	9.50	---
1425	284/6T	13.00	27.71	5.50	11.00	9.50

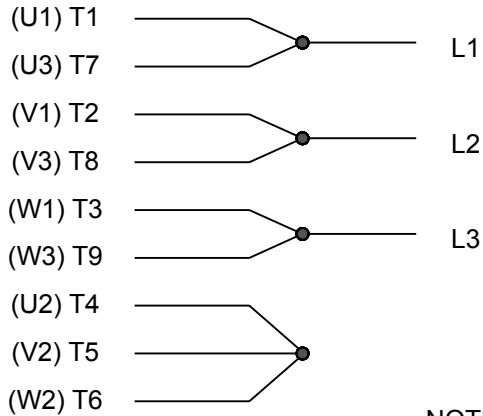
		TOLERANCES UNLESS SPECIFIED:				DRAWN	HLB 10/10/2002
		DEC	INCHES			CHK	ML 10/10/2002
		X	±.1	TITLE		APPR	DD 10/10/2002
		XX	±.03	OUTLINE - EXP.PR. - TGN		SCALE 1:4	
2		ADDED F2 VIEW	TJW 4/8/2011	CTO	XXX ±.005	REF	
1		NEW DRAWING MU43527	HLB 10/10/2002	DD	XXX ±.0005	MATL	
NO		REVISION	BY & DATE	CHK	ANG ±7'30"	PAGE OF	
		THIRD ANGLE PROJECTION		RFP	FINISH	SIZE	DRAWING NO
				NETWORK FILE NAME		B	SS311106
							REV
							2

## HIGH VOLTAGE



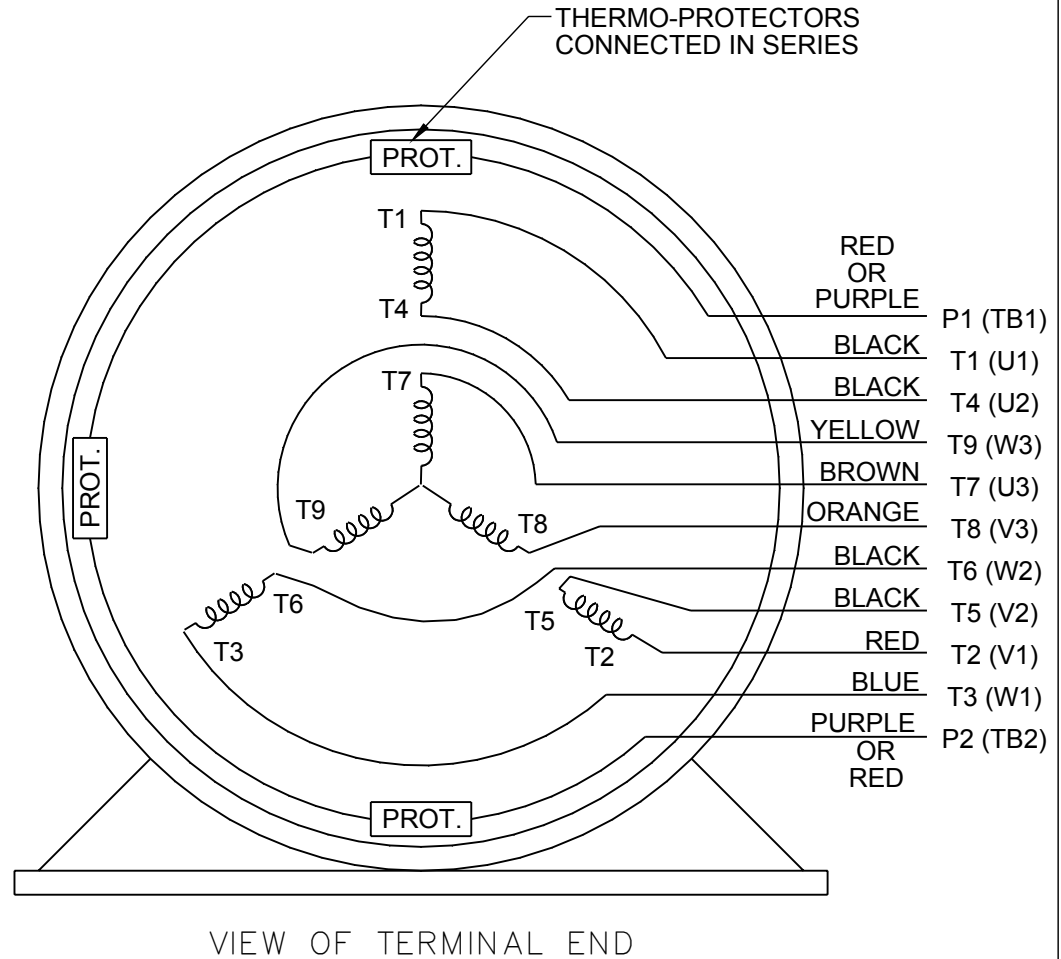
**NOTE FOR FACTORY USE ONLY:  
 TO SURGE TEST FOR COMMON CONNECT:  
 HIGH VOLT: CONNECT P1 TO T1  
 THEN P2 TO L1  
 LOW VOLT: CONNECT P1 TO T1 & T7,  
 THEN P2 TO L1**

## LOW VOLTAGE



**NOTE: LEAD'S COLOR CAN BE YELLOW OR WHITE FOR MT2 PLANT**

## THREE PHASE DUAL VOLTAGE MOTOR



DRAWING REVISION <b>R</b>	REVISION BY <b>AJW</b>	DATE <b>07-17-2015</b>		DRAWN BY <b>SMC</b>	Regal Beloit America, Inc.
ECO <b>ECO-0081632</b>	APPROVED BY <b>T. VUE</b>	DATE <b>07-17-2015</b>		DATE <b>05-13-1992</b>	
ECO DESCRIPTION <b>REV'D IEC NOTATIONS PER IEC 60034-8</b>				APPROVED BY <b>TB</b>	DESCRIPTION <b>CONN DIAGRAM-INTERNAL</b>
<small>COPYRIGHT REGAL BELOIT AMERICA, INC. ALL RIGHTS RESERVED.                  PROPRIETARY AND CONFIDENTIAL INFORMATION - THIS DOCUMENT IS THE PROPERTY OF                  REGAL BELOIT AMERICA, INC. ("OWNER") AND CONTAINS OWNER'S PROPRIETARY                  INFORMATION. ANY PERSON, CORPORATION OR OTHER FIRM RECEIVING IT IS DEEMED,                  BY RECEIVING IT, TO AGREE THAT IT, AND/OR ANY PART OF IT, SHALL NOT BE DISCLOSED                  TO ANY PERSON, CORPORATION OR OTHER ENTITY, DUPLICATED, AND/OR USED, EXCEPT                  AS EXPRESSLY APPROVED IN WRITING IN ADVANCE BY OWNER. THIS DOCUMENT SHALL                  BE RETURNED TO OWNER UPON REQUEST. IT MAY BE SUBJECT TO CERTAIN                  RESTRICTIONS UNDER APPLICABLE EXPORT CONTROL LAWS AND REGULATIONS.</small>				DATE <b>05-13-1992</b>	<b>3 PHASE - DUAL VOLTAGE MOTOR</b>
			REFERENCE <b>EE7308/EE7300</b>	MATERIAL	PROCESS/FINISH
			THIRD ANGLE PROJECTION	SIZE <b>A</b>	DRAWING NUMBER <b>EE7308T</b>

**CERTIFICATION DATA SHEET**

**Model#:** 284TTGN16550 AA      **WINDING#:** K2844161 NONE 9  
**CONN. DIAGRAM:** A-EE7308T      **ASSEMBLY:** F1 ONLY  
**OUTLINE:** B-SS311106-1275

**TYPICAL MOTOR PERFORMANCE DATA**

HP	KW	SYNC. RPM	F.L. RPM	FRAME	ENCLOSURE	KVA CODE	DESIGN
25&20	18.7&14.9	1800	1772&1472	284T	EPFC	G	B

PH	Hz	VOLTS	FL AMPS	START TYPE	DUTY	INSL	S.F	AMB°C	ELEVATION
3	60/50	230/460#190/ 380	62/31&60/30	LINE OR INVERTER	CONTINUOU S	F3	1.15/1.15	40	3300

FULL LOAD EFF: 93.6&93	3/4 LOAD EFF: 94.1	1/2 LOAD EFF: 93.6	GTD. EFF	ELEC. TYPE	NO LOAD AMPS
FULL LOAD PF: 81&81	3/4 LOAD PF: 76	1/2 LOAD PF: 65.5	93	SQ CAGE INV RATED	26 / 13

F.L. TORQUE	LOCKED ROTOR AMPS	L.R. TORQUE	B.D. TORQUE	F.L. RISE°C
74 LB-FT	364 / 182	138 LB-FT 186	185 LB-FT 250	60

SOUND PRESSURE @ 3 FT.	SOUND POWER	ROTOR WK^2	MAX. WK^2	SAFE STALL TIME	STARTS /HOUR	APPROX. MOTOR WGT
65 dBA	75 dBA	4.2 LB-FT^2	175 LB-FT^2	50 SEC.	2	475 LBS.

**\*\*\* SUPPLEMENTAL INFORMATION \*\*\***

DE BRACKET TYPE	ODE BRACKET TYPE	MOUNT TYPE	ORIENTATION	SEVERE DUTY	HAZARDOUS LOCATION	DRIP COVER	SCREENS	PAINT
STANDARD	STANDARD	RIGID	HORIZONTAL	PREMIUM SEVERE DUTY	EXP PROOF CL I GR C&D CL II GR F&G T3B	FALSE	NONE	BLUE (EPOXY)

BEARINGS		GREASE	SHAFT TYPE	SPECIAL DE	SPECIAL ODE	SHAFT MATERIAL	FRAME MATERIAL
DE	OPE						
BALL 6311	BALL 6210	POLYREX EM	T	NONE	NONE	1045 HOT ROLLED (C-204)	CAST IRON

THERMO-PROTECTORS				THERMISTORS	CONTROL	SPACE /n HEATERS
THERMOSTATS	PROTECTORS	WDG RTDs	BRG RTDs			
TSTATS (N/C)	NOT	NONE	NONE	NONE	FALSE	NONE VOLTS

If Inverter equals NONE, contact factory for further information

INVERTER TORQUE: CONSTANT 10:1
INV. HP SPEED RANGE: 1.5 X BASE SPEED
ENCODER: NONE
NONE NONE
NONE NONE PPR
BRAKE: NONE NONE
NONE P/N NONE
NONE NONE
NONE FT-LB NONE V NONE Hz

\*  
N  
O  
T  
E  
S  
\*

DATE: 06/27/2017 01:32:05 AM  
 FORM 3531 REV.3 02/07/99  
 \*\* Subject to change without notice.