

PRODUCT INFORMATION PACKET

marathon[®]
Motors

Model No: 213TTGND6536
Catalog No: C370B
7.5,1800,EPFC,213TC,3/60/575
Explosion Proof



Regal and Marathon are trademarks of Regal Beloit Corporation or one of its affiliated companies.
©2018 Regal Beloit Corporation, All Rights Reserved. MC017097E

REGAL[®]



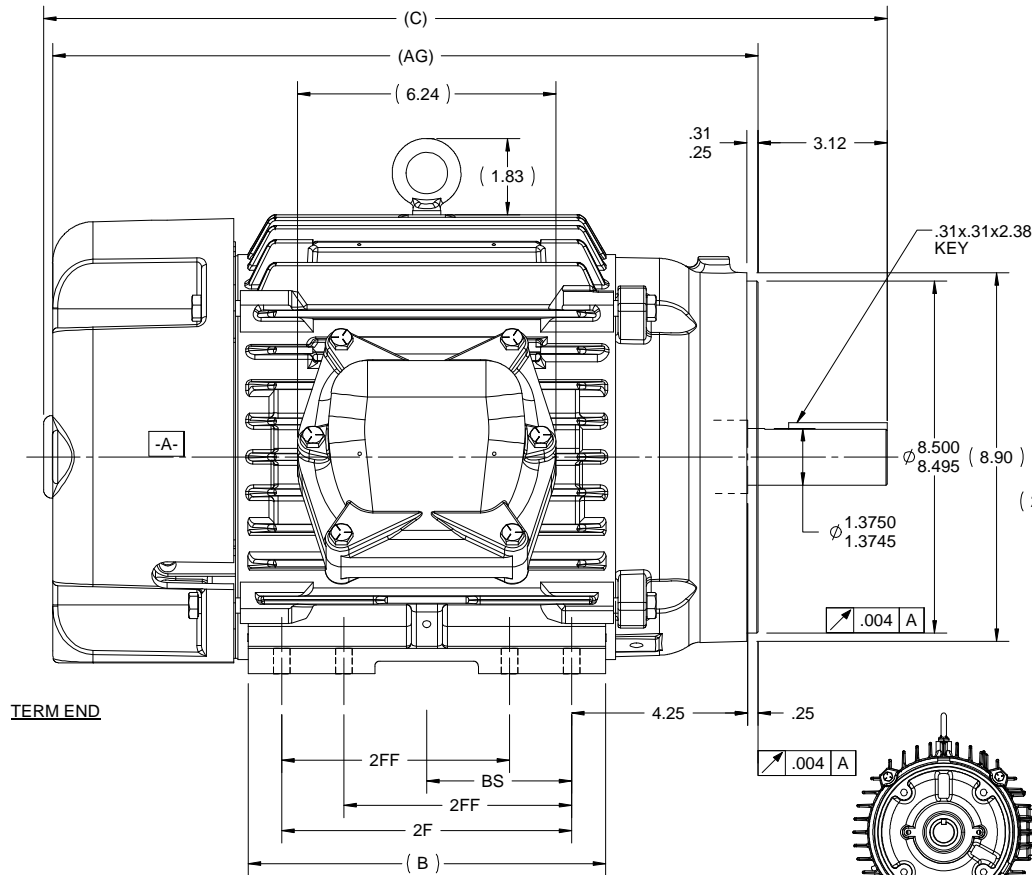
Nameplate Specifications

Output HP	7.50 Hp	Output KW	5.6 kW
Frequency	60 Hz	Voltage	575 V
Current	7.7 A	Speed	1765 rpm
Service Factor	1.15	Phase	3
Efficiency	91.7 %	Duty	Continuous
Insulation Class	F	Design Code	B
KVA Code	H	Frame	213TC
Enclosure	Explosion Proof Fan cooled	Overload Protector	No
Ambient Temperature	40 °C	Drive End Bearing Size	6309
Opp Drive End Bearing Size	6208	UL	No
CSA	N	CE	N
IP Code	54		

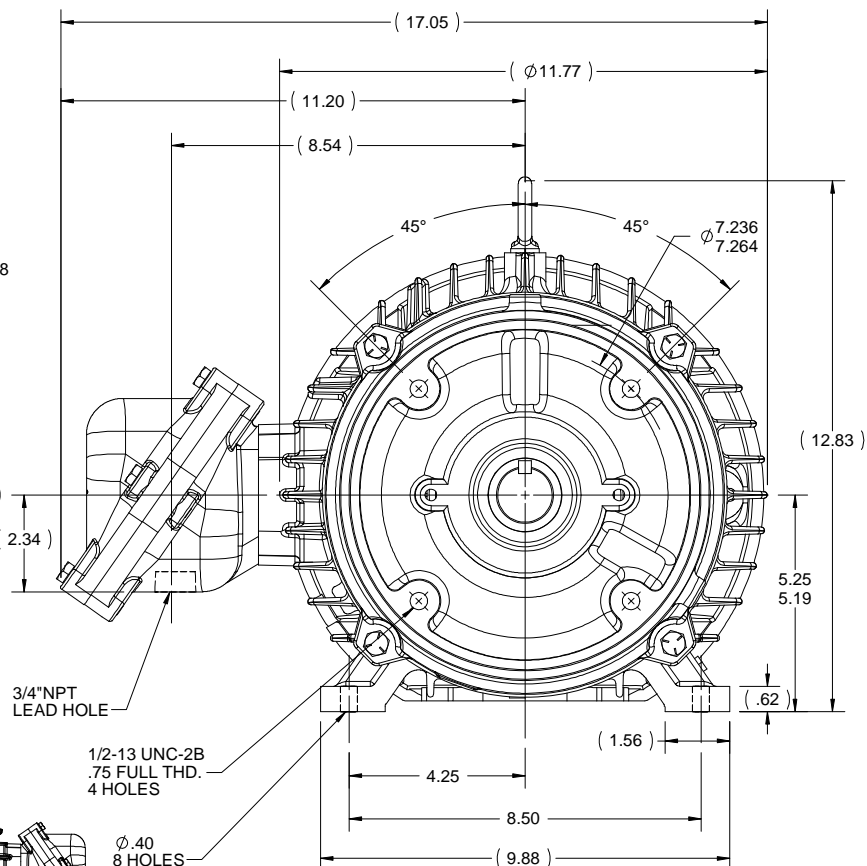
Technical Specifications

Electrical Type	Squirrel Cage Inverter Rated	Starting Method	Line Or Inverter
Poles	4	Rotation	Reversible
Mounting	Rigid base	Motor Orientation	HORIZONTAL
Drive End Bearing	BALL	Opp Drive End Bearing	BALL
Frame Material	Cast Iron	Shaft Type	T
Overall Length	20.45 in	Frame Length	9.12 in
Shaft Diameter	1.375 in	Shaft Extension	3.12 in
Assembly/Box Mounting	F1 ONLY		
Outline Drawing	037702-912	Connection Diagram	A-EE7300T

This is an uncontrolled document once printed or downloaded and is subject to change without notice. Date Created: 10/30/2018



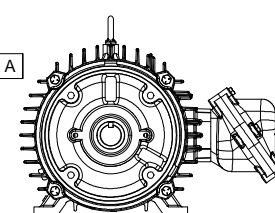
TERM END



3/4"NPT LEAD HOLE

1/2-13 UNC-2B .75 FULL THD. 4 HOLES

Ø .40 8 HOLES



F2 VIEW

NOTES:

1. CONDUIT BOX CAN BE ROTATED IN 90 ° STEPS.
2. CONDUIT BOX CAN BE MOUNTED IN OPPOSITE SIDE BY REMOVING BRACKETS AND TURNING FRAME 180 °. THIS MODIFICATION CAN BE PERFORMED ONLY BY THE ORIGINAL EQUIPMENT MANUFACTURER, OR BY A FACILITY THAT IS COVERED UNDER UNDERWRITERS LABORATORIES INC. CATEGORY PTKQ, TITLED "MOTOR AND GENERATORS, REBUILT FOR USE IN HAZARDOUS LOCATION".
3. NAMEPLATE TO BE READ FROM CONDUIT BOX SIDE OF MOTOR.

1212	215	23.45	11.76	10	7	5	20.11
912	213/215	20.45	8.63	7	5.5	3.5	17.11
DASH	FRAME	C	B	2F	2FF	BS	AG

DRAWING REVISION F	REVISION BY MVG	DATE 02/14/2018
ECO ECO-0139688	APPROVED BY ST	DATE 02/14/2018
ECO DESCRIPTION UPDATED PER ECO		
<small>COPYRIGHT REGAL BELOIT AMERICA, INC. ALL RIGHTS RESERVED. PROPRIETARY AND CONFIDENTIAL INFORMATION - THIS DOCUMENT IS THE PROPERTY OF REGAL BELOIT AMERICA, INC. ("OWNER") AND CONTAINS OWNER'S PROPRIETARY INFORMATION. ANY PERSON, CORPORATION OR OTHER FIRM RECEIVING IT IS DEEMED, BY RECEIVING IT, TO AGREE THAT IT, AND/OR ANY PART OF IT, SHALL NOT BE DISCLOSED TO ANY PERSON, CORPORATION OR OTHER ENTITY, DUPLICATED, AND/OR USED, EXCEPT AS EXPRESSLY APPROVED IN WRITING IN ADVANCE BY OWNER. THIS DOCUMENT SHALL BE RETURNED TO OWNER UPON REQUEST. IT MAY BE SUBJECT TO CERTAIN RESTRICTIONS UNDER APPLICABLE EXPORT CONTROL LAWS AND REGULATIONS.</small>		

TOLERANCES UNLESS OTHERWISE SPECIFIED:		
DEC.	INCH	mm
.X	+0.1	[+2.5]
.XX	+0.03	[+0.76]
.XXX	+0.005	[+0.127]
.XXXX	+0.0005	[+0.0127]
REMOVE BURRS & BREAK SHARP EDGES: .003/.015 [.076/.381] X 45 °		
CORNER FILLETS: R.02 [.51]		
MACHINED SURFACES: 200 $\sqrt{5.1}$ INCH mm		
mm SHOWN IN [BRACKETS]		

DRAWN BY PN 9/2/2010
DATE
APPROVED BY
DATE
REFERENCE 037660
THIRD ANGLE PROJECTION

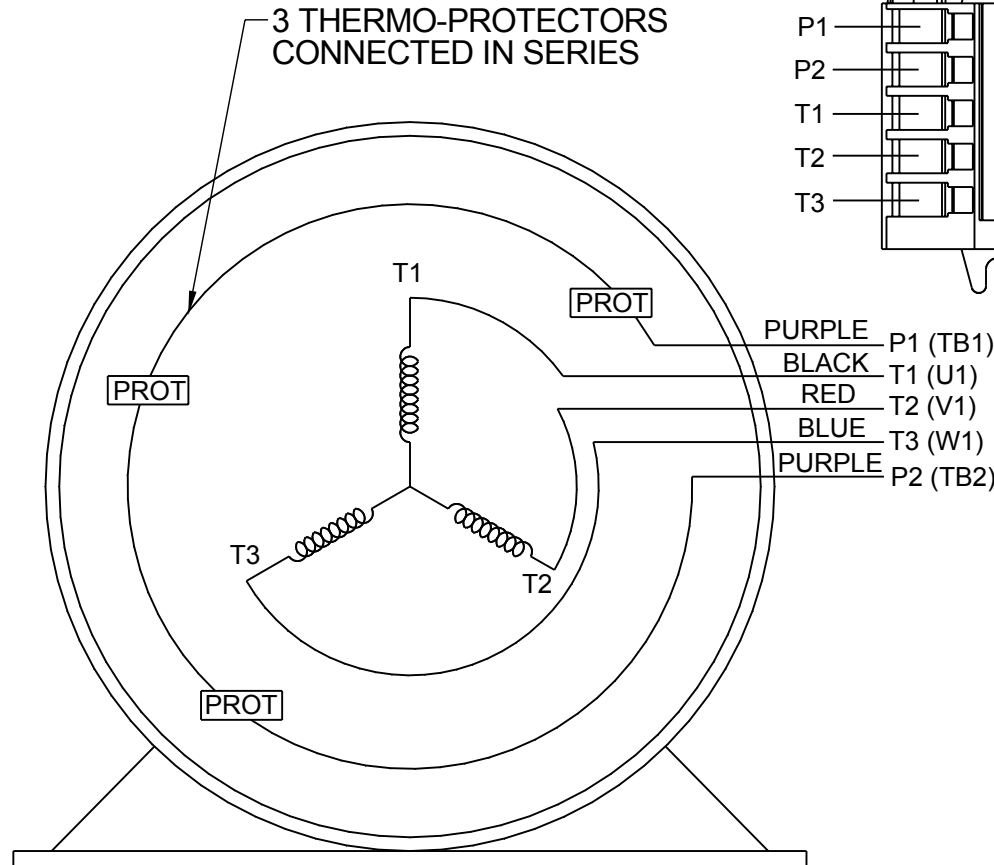
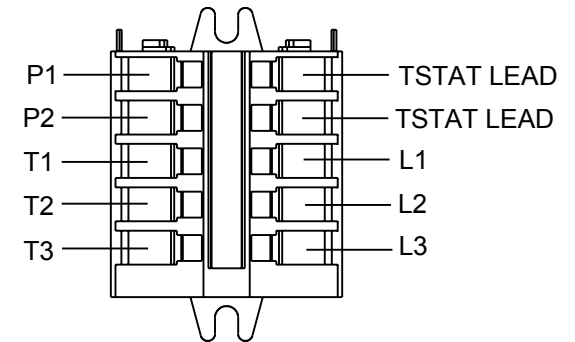
Regal Beloit America, Inc.	
DESCRIPTION	OUTLINE 210 FR. - EPFC
MATERIAL	PROCESS/FINISH
SIZE B	DRAWING NUMBER 037702
SHEET 1 OF 1	

**THREE PHASE - SINGLE VOLTAGE
MOTOR - CONDUIT BOX @ 'A'**

**TO REVERSE ROTATION:
INTERCHANGE ANY TWO LINE
LEAD CONNECTIONS**

**NOTE FOR FACTORY USE ONLY:
TO SURGE TEST:
FOR 3 LEAD COMMON CONNECT:
CONNECT P1 TO T1 THEN P2 TO L1
FOR 6 LEAD COMMON CONNECT:
CONNECT P1 TO BOTH T1
THEN P2 TO L1**

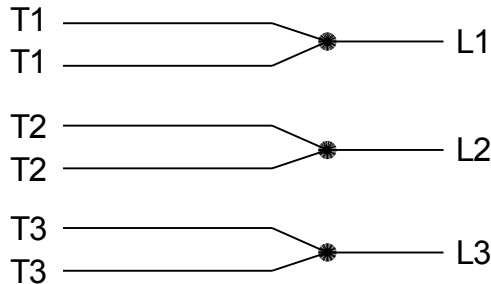
TERMINAL BLOCK WHEN SPECIFIED



PURPLE P1 (TB1)
BLACK T1 (U1)
RED T2 (V1)
BLUE T3 (W1)
PURPLE P2 (TB2)

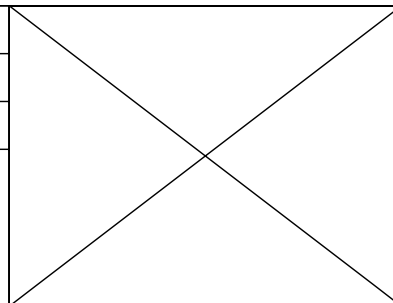
T2BM
T6AW
T6AL
T6Z
T4EG
T4BF
T8A
T6H
T6A
T4AX
T4A
T2A
T2F

**IF MOTOR HAS MULTIPLE
T'S PER LEAD CONNECT
TOGETHER LIKE T'S**



A-9806 DECAL

DRAWING REVISION AB	REVISION BY AJW	DATE 07-17-2015
ECO ECO-0081632	APPROVED BY T.VUE	DATE 07-17-2015
ECO DESCRIPTION REV'D IEC MARKINGS PER IEC-60034-8		
<small>COPYRIGHT REGAL BELOIT AMERICA, INC. ALL RIGHTS RESERVED. PROPRIETARY AND CONFIDENTIAL INFORMATION - THIS DOCUMENT IS THE PROPERTY OF REGAL BELOIT AMERICA, INC. ("OWNER") AND CONTAINS OWNER'S PROPRIETARY INFORMATION. ANY PERSON, CORPORATION OR OTHER FIRM RECEIVING IT IS DEEMED, BY RECEIVING IT, TO AGREE THAT IT, AND/OR ANY PART OF IT, SHALL NOT BE DISCLOSED TO ANY PERSON, CORPORATION OR OTHER ENTITY, DUPLICATED, AND/OR USED, EXCEPT AS EXPRESSLY APPROVED IN WRITING IN ADVANCE BY OWNER. THIS DOCUMENT SHALL BE RETURNED TO OWNER UPON REQUEST. IT MAY BE SUBJECT TO CERTAIN RESTRICTIONS UNDER APPLICABLE EXPORT CONTROL LAWS AND REGULATIONS.</small>		



DRAWN BY LZ	Regal Beloit America, Inc.	
DATE 01-04-1994		
APPROVED BY GK	DESCRIPTION CONN DIAGRAM-EXTERNAL 3Ø-SINGLE VOLT-MOTOR WITH PROTECTOR	
DATE 01-20-1994	MATERIAL	
REFERENCE	PROCESS/FINISH	
THIRD ANGLE PROJECTION	SIZE A	DRAWING NUMBER EE7300T
		SHEET 1 OF 1



P.O. BOX 8003
WAUSAU, WI 54401-8003
PH. 715-675-3311

DATA VOLTS: 460

CERTIFICATION DATA SHEET

CUSTOMER P.O. #:
 ORDER #: A-EE7300T REFERENCE MODEL #: 2131TGNDS536
 CONN. DIAGRAM: TBD CAT #: C3708
 WINDING: K2134279 NONE 3 CUSTOMER PART #:
 MOUNTING: F1 ONLY
 SPEED:
 TYPICAL MOTOR PERFORMANCE DATA

HP	KW	SYNC RPM	FL RPM	FRAME	ENCLOSURE	TYPE	KVA CODE	DESIGN
7.5	5.6	1800	1785	213TC	TEFC	TEN	H	B

PH	HZ	VOLTS	AMPS	START TYPE	DUTY	INSL	S.F.	AMB	ELEV.
3	60	575	7.7	LINE OR INVERTER	CONT	F	1.15	40	3300

F.L. EFF	91.7	3/4 LD EFF	92.2	1/2 LD EFF	91.6	GTD EFF	91.0	ELECT. TYPE	SO CAGE INV BATED
F.L. PF	79.2	3/4 LD PF	72.9	1/2 LD PF	61.1				

F.L. TORQUE	LR AMPS @ 460 V	L.R. TORQUE	B.D. TORQUE <th>F.L. RISE (°C)</th>	F.L. RISE (°C)
22.3 LB-FT	54.0	52.9 LB-FT	237%	75.0 LB-FT
				336%
				50

@ 3 FT. DBA	POWER	ROTOR WK ²	MAX. LOAD WK ²	SAFE STALL TIME	START/SHOUR	MOTOR WGT
62	71 DBA	0.85 LB-FT ²	45 LB-FT ²	25 SEC.	2	140 LB.

*** SUPPLEMENTAL INFORMATION ***

DE BRACKET TYPE	ODE BRACKET TYPE	MOUNT TYPE	MOTOR ORIENTATION	SEVERE DUTY	HAZARDOUS LOCATION	DRIP COVER	SCREENS	PAINT
C-FACE	STANDARD	RIGID	HORIZONTAL	TRUE	DOF CL I GR D CL II GR	NO	NONE	BLUE (EPOXY)

BEARINGS	GREASE	SHAFT TYPE	SPECIAL DE	SPECIAL ODE	SHAFT MATERIAL	FRAME MATERIAL
DE BALL 6309	POLYREX EM	T	NONE	NONE	1045 HOT ROLLED (C-204)	CAST IRON

THERMOSTATS	PROTECTORS	WDG RTD's	BRG RTD's	THERMISTORS	CONTROL	SPACE HEATERS
TSTATS (N/C)	NOT	NONE	NONE	NONE	FALSE	NA

R1 (ohms/ph)	R2 (ohms/ph)	X1 (ohms/ph)	X2 (ohms/ph)	Xm (ohms/ph)	VIBRATION (in/sec)	FLOAT
1.188	1.731	3.841	4.938	78.772	0.150	ODE

INVERTER TORQUE: CONSTANT 10:1
 INV. HP SPEED RANGE: NONE

ENCODER: NONE
 NONE
 NONE
 BRAKE: NONE
 NONE
 NONE
 FT-LB: NA
 VOLTAGE: NONE
 NONE
 HZ: NONE PPR

PREPARED BY: FAREEDA DUDEKULA
 DATE: 9/12/2018

Data Sheet

2131T GND6536

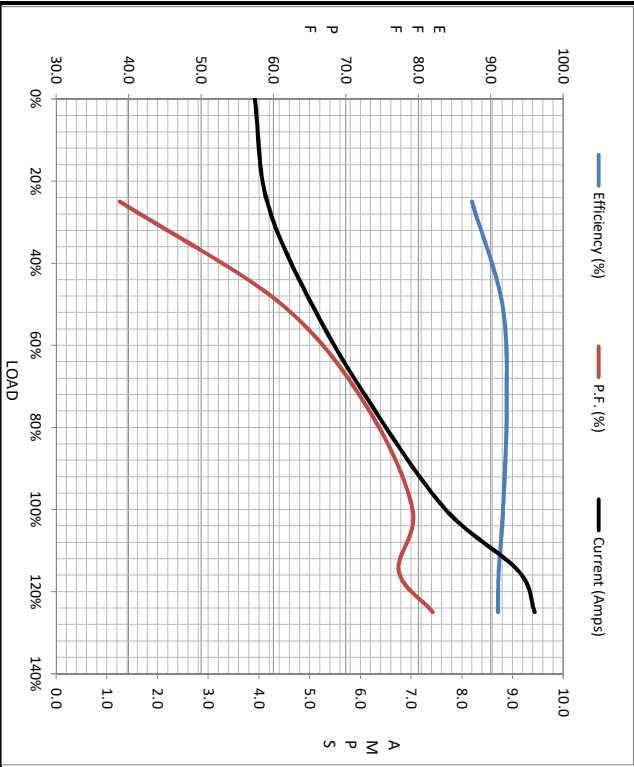


Date: 9/12/2018
 Customer:
 Attention:
 Submitted by: FAREEDA DUDEKULA

2131T GND6536
 Submit
 Data @ 575 V

Load	Motor Load Data									
	0%	25%	50%	75%	100%	115%	125%	LR		
Current (Amps)	3.9	4.2	5.0	6.2	7.7	9.1	9.4	54.0		
Torque (ft-lb)	0.00	5.5	11.0	16.6	22.3	25.5	28.0	52.9		
RPM	1800	1792	1784	1775	1765	1,756	1756	0		
Efficiency (%)		87.4	91.6	92.2	91.7	91.1	91.0			
P.F. (%)	4.7	38.8	61.1	72.9	79.2	77.3	82.0	42.6		

	Motor Speed Data					Information Block																			
	LR	Pull-Up	BD	Rated	Idle	HP	Frame	Enclosure	Construction	Voltage	Frequency	Design	LR Code letter	Service Factor	Temp Rise @ FL	Duty	Ambient	Elevation	Rotor/Shaft wk ²	Ret Wdg	Sound Pressure @ 1M	VFD Rating	Outline Dwg	Com. Diag	Additional Specifications:
Speed (RPM)	0	900	1600	1765	1800	7.5	1800	TEFC	TFN	575	60	A	H	1.15	50	CONT	40	1,000	0.85	NONE	62	CONSTANT 10:1	TBD	A-EE7300T	
Current (Amps)	54.0	45.6	32.8	7.7	3.9		213182TFC080																		
Torque (ft-lb)	52.9	49.0	75.0	22.3	0.00																				



EQVIV CKT (OHMS / PHASE)	R1	R2	X1	X2	Xm
	1.1880	1.7310	3.8410	4.9580	78.7720

