

# PRODUCT INFORMATION PACKET

Model No: 213TTGND16027  
Catalog No: C325C  
7 1/2,1800,213TC,EPFC,3/60/230/460  
Explosion Proof



Regal and Marathon are trademarks of Regal Beloit Corporation or one of its affiliated companies.  
©2018 Regal Beloit Corporation, All Rights Reserved. MC017097E



### Nameplate Specifications

Output HP	<b>7.50 Hp</b>	Output KW	<b>5.6 kW</b>
Frequency	<b>60 Hz</b>	Voltage	<b>230/460 V</b>
Current	<b>19.2/9.6 A</b>	Speed	<b>1765 rpm</b>
Service Factor	<b>1</b>	Phase	<b>3</b>
Efficiency	<b>91.7 %</b>	Duty	<b>Continuous</b>
Insulation Class	<b>F</b>	Design Code	<b>B</b>
KVA Code	<b>H</b>	Frame	<b>213TC</b>
Enclosure	<b>Explosion Proof Fan cooled</b>	Overload Protector	<b>No</b>
Ambient Temperature	<b>40 °C</b>	Drive End Bearing Size	<b>6309</b>
Opp Drive End Bearing Size	<b>6208</b>	UL	<b>No</b>
CSA	<b>N</b>	CE	<b>N</b>
IP Code	<b>54</b>		

### Technical Specifications

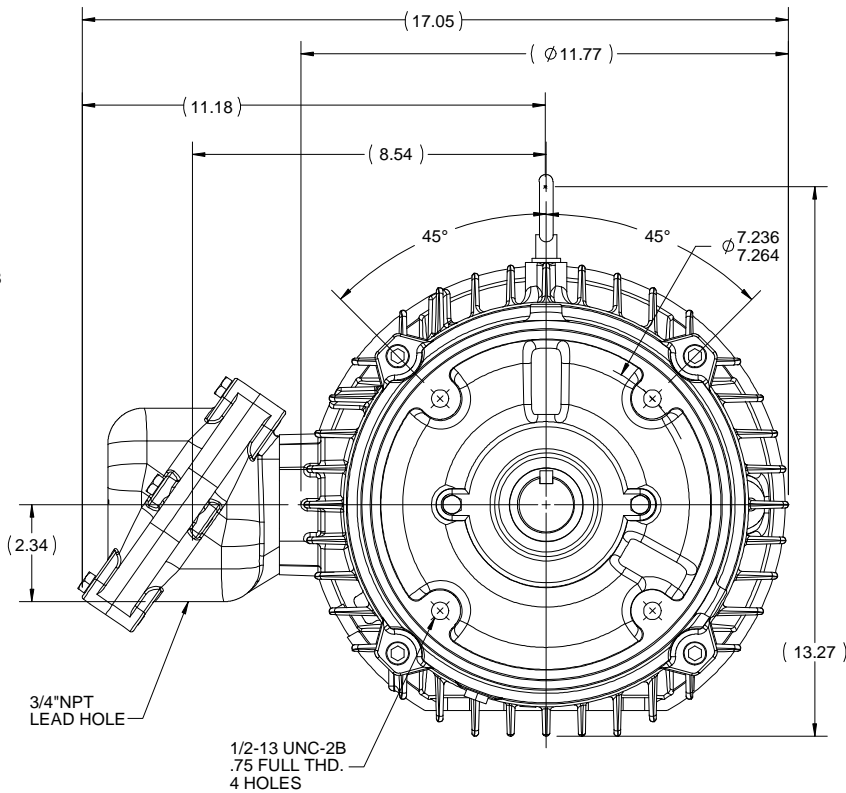
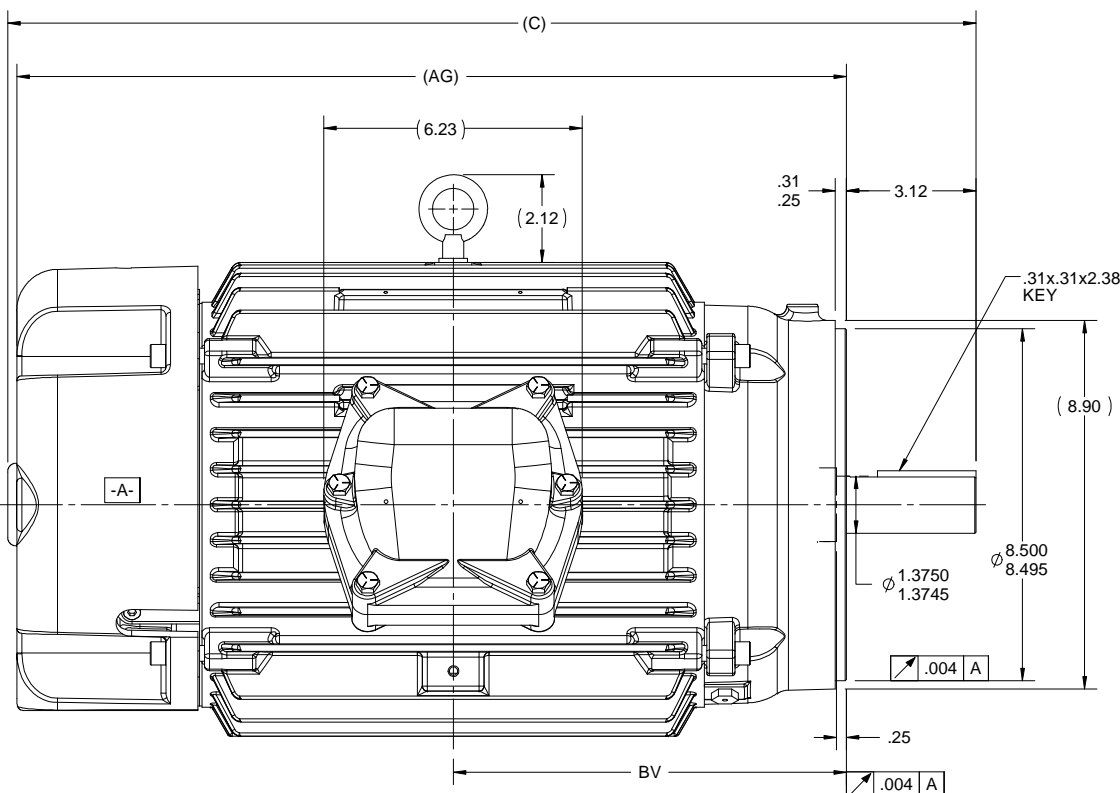
Electrical Type	<b>Squirrel Cage Induction Run</b>	Starting Method	<b>Across The Line</b>
Poles	<b>4</b>	Rotation	<b>Reversible</b>
Mounting	<b>Round</b>	Motor Orientation	<b>HORIZONTAL</b>
Drive End Bearing	<b>BALL</b>	Opp Drive End Bearing	<b>BALL</b>
Frame Material	<b>Cast Iron</b>	Shaft Type	<b>T</b>
Overall Length	<b>23.45 in</b>	Frame Length	<b>12.12 in</b>
Shaft Diameter	<b>1.375 in</b>	Shaft Extension	<b>3.12 in</b>
Assembly/Box Mounting	<b>F1 ONLY</b>		
Outline Drawing	<b>037703-1212</b>	Connection Diagram	<b>EE7308T</b>

B

B

A

A



NOTES:

1. CONDUIT BOX CAN BE ROTATED IN 90° STEPS.
2. CONDUIT BOX CAN BE MOUNTED IN OPPOSITE SIDE BY REMOVING BRACKETS AND TURNING FRAME 180°. THIS MODIFICATION CAN BE PERFORMED ONLY BY THE ORIGINAL EQUIPMENT MANUFACTURER, OR BY A FACILITY THAT IS COVERED UNDER UNDERWRITERS LABORATORIES INC. CATEGORY PTKQ, TITLED "MOTOR AND ENERATORS,.REBUILT FOR USE IN HAZARDOUS LOCATION".
3. NAMEPLATE TO BE READ FROM CONDUIT BOX SIDE OF MOTOR.

1212	213/215	23.45	20.11	9.5
DASH	FRAME	C	AG	BV

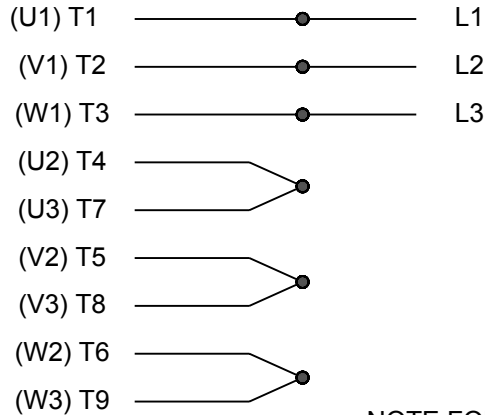
DRAWING REVISION C	REVISION BY NK	DATE 8/10/2018
ECO ECO-0150544	APPROVED BY GNK	DATE 8/10/2018
ECO DESCRIPTION DASH 912 DELETED FROM TABLE		
<small>COPYRIGHT REGAL BELOIT AMERICA, INC. ALL RIGHTS RESERVED.          PROPRIETARY AND CONFIDENTIAL INFORMATION - THIS DOCUMENT IS THE PROPERTY OF          REGAL BELOIT AMERICA, INC. ("OWNER") AND CONTAINS OWNER'S PROPRIETARY          INFORMATION. ANY PERSON, CORPORATION OR OTHER FIRM RECEIVING IT IS DEEMED,          BY RECEIVING IT, TO AGREE THAT IT, AND/OR ANY PART OF IT, SHALL NOT BE DISCLOSED          TO ANY PERSON, CORPORATION OR OTHER ENTITY, DUPLICATED, AND/OR USED, EXCEPT          AS EXPRESSLY APPROVED IN WRITING IN ADVANCE BY OWNER. THIS DOCUMENT SHALL          BE RETURNED TO OWNER UPON REQUEST. IT MAY BE SUBJECT TO CERTAIN          RESTRICTIONS UNDER APPLICABLE EXPORT CONTROL LAWS AND REGULATIONS.</small>		

TOLERANCES UNLESS OTHERWISE SPECIFIED:			
DEC.	INCH	mm	ANGLE
.X	±0.1	[±2.5]	±0.5°
.XX	±0.01	[±0.25]	
.XXX	±0.005	[±0.127]	
.XXXX	±0.0005	[±0.0127]	
REMOVE BURRS & BREAK SHARP			
EDGES: .003/.015 [.076/.381] X 45°			
CORNER FILLETS: R.02 [.51]			
MACHINED SURFACES:		125	3.2
		INCH	mm
mm SHOWN IN [BRACKETS]			

DRAWN BY VV
DATE 06/05/08
APPROVED BY
DATE
REFERENCE
THIRD ANGLE PROJECTION

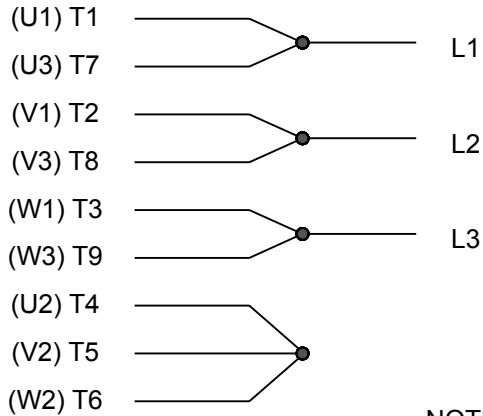
Regal Beloit America, Inc.	
DESCRIPTION <b>OUTLINE</b> 213T/215T FRAME- DP - 11.15	
MATERIAL STANDARD WITH BASE	PROCESS/FINISH
DRAWING NUMBER <b>037703</b>	SHEET 1 OF 1

## HIGH VOLTAGE



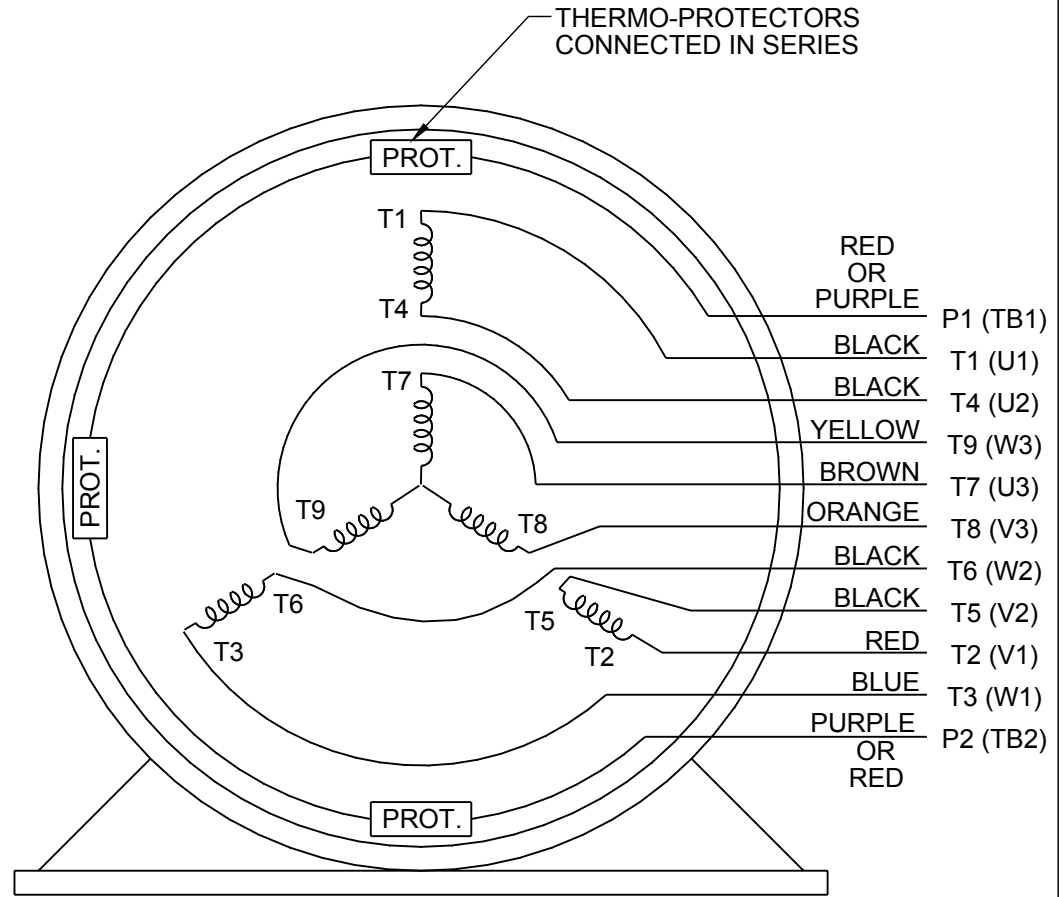
**NOTE FOR FACTORY USE ONLY:  
 TO SURGE TEST FOR COMMON CONNECT:  
 HIGH VOLT: CONNECT P1 TO T1  
 THEN P2 TO L1  
 LOW VOLT: CONNECT P1 TO T1 & T7,  
 THEN P2 TO L1**

## LOW VOLTAGE



**NOTE: LEAD'S COLOR CAN BE YELLOW OR WHITE FOR MT2 PLANT**

## THREE PHASE DUAL VOLTAGE MOTOR



VIEW OF TERMINAL END

DRAWING REVISION <b>R</b>	REVISION BY <b>AJW</b>	DATE <b>07-17-2015</b>		DRAWN BY <b>SMC</b>	<b>Regal Beloit America, Inc.</b>
ECO <b>ECO-0081632</b>	APPROVED BY <b>T. VUE</b>	DATE <b>07-17-2015</b>		DATE <b>05-13-1992</b>	
ECO DESCRIPTION <b>REV'D IEC NOTATIONS PER IEC 60034-8</b>				APPROVED BY <b>TB</b>	DESCRIPTION <b>CONN DIAGRAM-INTERNAL</b>
<small>COPYRIGHT REGAL BELOIT AMERICA, INC. ALL RIGHTS RESERVED.                  PROPRIETARY AND CONFIDENTIAL INFORMATION - THIS DOCUMENT IS THE PROPERTY OF                  REGAL BELOIT AMERICA, INC. ("OWNER") AND CONTAINS OWNER'S PROPRIETARY                  INFORMATION. ANY PERSON, CORPORATION OR OTHER FIRM RECEIVING IT IS DEEMED,                  BY RECEIVING IT, TO AGREE THAT IT, AND/OR ANY PART OF IT, SHALL NOT BE DISCLOSED                  TO ANY PERSON, CORPORATION OR OTHER ENTITY, DUPLICATED, AND/OR USED, EXCEPT                  AS EXPRESSLY APPROVED IN WRITING IN ADVANCE BY OWNER. THIS DOCUMENT SHALL                  BE RETURNED TO OWNER UPON REQUEST. IT MAY BE SUBJECT TO CERTAIN                  RESTRICTIONS UNDER APPLICABLE EXPORT CONTROL LAWS AND REGULATIONS.</small>				DATE <b>05-13-1992</b>	<b>3 PHASE - DUAL VOLTAGE MOTOR</b>
			REFERENCE <b>EE7308/EE7300</b>	MATERIAL	PROCESS/FINISH
			THIRD ANGLE PROJECTION	SIZE <b>A</b>	DRAWING NUMBER <b>EE7308T</b>



P.O. BOX 8003  
WAUSAU, WI 54401-8003  
PH. 715-675-3311

DATA VOLTS: 460

CERTIFICATION DATA SHEET

CUSTOMER: \_\_\_\_\_ CUSTOMER P.O. #: \_\_\_\_\_  
 ORDER #: \_\_\_\_\_ REFERENCE MODEL #: 2131TTGND16027  
 CONN. DIAGRAM: EE7308T CAT #: C3258  
 OUTLINE: TBD WINDING: K2134279 NONE 2 CUSTOMER PART #: \_\_\_\_\_  
 SPEED: \_\_\_\_\_ MOUNTING: F1 ONLY

TYPICAL MOTOR PERFORMANCE DATA

HP	KW	SYNC RPM	FL RPM	FRAME	ENCLOSURE	TYPE	KVA CODE	DESIGN
7.5	5.6	1800	1765	213TC	TEFC	TEN	H	B

PH	HZ	VOLTS	AMPS	START TYPE	DUTY	INSL	S.F.	AMB	ELEV.
3	60/50	230/460#190/380	19.2/9.6&17.4/8.7	ACROSS-THE LINE	CONT	B	1.15	40	3300
	F.L. EFF	91.7	3/4 LD EFF	92.2	1/2 LD EFF	91.6	GTD EFF	ELECT. TYPE	
	F.L. PF	79.2	3/4 LD PF	72.9	1/2 LD PF	61.1	91.0	SQ CAGE IND RUN	

F.L. TORQUE	LR AMPS @ 460 V	L.R. TORQUE	B.D. TORQUE	F.L. RISE (°C)
22.3 LB-FT	67.5	52.9 LB-FT	75.0 LB-FT	336%
@ 3 FT.	POWER	ROTOR WK <sup>2</sup>	MAX. LOAD WK <sup>2</sup>	SAFE STALL TIME
62 DBA	71 DBA	0.85 LB-FT <sup>2</sup>	45 LB-FT <sup>2</sup>	2 SEC.
				START/SHOUR
				2
				MOTOR WGT
				140 LB.

\*\*\* SUPPLEMENTAL INFORMATION \*\*\*

DE BRACKET TYPE	ODE BRACKET TYPE	MOUNT TYPE	MOTOR ORIENTATION	SEVERE DUTY	HAZARDOUS LOCATION	DRIP COVER	SCREENS	PAINT
C-FACE	STANDARD	ROUND	HORIZONTAL	NO	DOF CL I GR D CL II GR	NO	NONE	GRAY (ENAMEL)

BEARINGS	GREASE	SHAFT TYPE	SPECIAL DE	SPECIAL ODE	SHAFT	MATERIAL	FRAME MATERIAL
DE BALL 6309	POLYREX EM	T	NONE	NONE	1045 HOT ROLLED (C-204)		CAST IRON

THERMOSTATS	PROTECTORS	WDG RTD's	BRG RTD's	THERMISTORS	CONTROL	SPACE HEATERS
TSTATS (N/C)	NOT	NONE	NONE	NONE	FALSE	NA

R1 (ohms/ph)	R2 (ohms/ph)	X1 (ohms/ph)	X2 (ohms/ph)	Xm (ohms/ph)	VIBRATION (in/sec)	FLOAT
0.76	1.108	2.458	3.173	50.414	0.150	ODE

N	INVERTER TORQUE: NONE	
O	INV. HP SPEED RANGE: NONE	
T	ENCODER: NONE	
E	BRAKE: NONE	
S	FT-LB: NONE	
*	VOLTAGE: NONE	
	HZ: NONE	

PREPARED BY: FAREEDA DUDEKULA  
 DATE: 9/12/2018  
 FORM: 3531 REV 4 2/27/06

Data Sheet

Date: 9/12/2018

Customer: \_\_\_\_\_  
Attention: \_\_\_\_\_

Submitted by: FAREEDA DUDEKULA



2131TGD16027

Submital Data @ 460 V

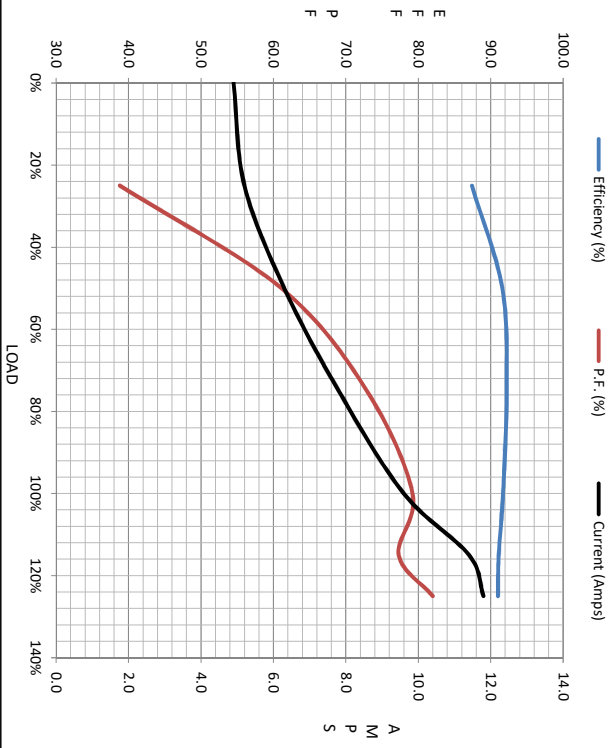
Load	0%	25%	50%	75%	100%	115%	125%	LR
Current (Amps)	4.9	5.2	6.3	7.8	9.6	11.4	11.8	67.5
Torque (ft-lb)	0.00	5.5	11.0	16.6	22.3	25.5	28.0	52.9
RPM	1800	1792	1784	1775	1765	1,765	1756	0
Efficiency (%)		87.4	91.6	92.2	91.7	91.1	91.0	
P.F. (%)	4.7	38.8	61.1	72.9	79.2	77.3	82.0	42.6

Motor Speed Data

	LR	Pull-Up	BD	Rated	Idle
Speed (RPM)	0	900	1600	1765	1800
Current (Amps)	67.5	57.0	41.0	9.6	4.9
Torque (ft-lb)	52.9	49.0	75.0	22.3	0.00

Information Block

HP	7.5			
Sync. RPM	1800			
Frame	213182TFC6080			
Enclosure	TEFC			
Construction	TFN			
Voltage	230/460#190/380 V			
Frequency	60 Hz			
Design	A			
LR Code letter	H			
Service Factor	1.15			
Temp Rise @ FL	50 °C			
Duty	CONT			
Ambient	40 °C			
Elevation	1,000 feet			
Rotor/Shaft wk <sup>2</sup>	0.85 Lb-Ft <sup>2</sup>			
Ret Wdg	K2134279 NONE			
Sound Pressure @ 1M	62 DBA			
VFD Rating	NONE			
Outline Dwg	TBD			
Conn. Diag	EE7308T			
Additional Specifications:				
0				
0				
R1	R2	X1	X2	Xm
0.7600	1.1080	2.4580	3.1730	50.4140



Speed - Torque Curve

