

L7C/L7P Series AC Servo Systems

Accessories

CN1 Accessories

For L7x series drives, two methods are available for creating I/O connections.

Option 1:

Terminal blocks + cables:

- [APC-VSCN1T-AD](#)
- [APC-VSCN1T01-AD](#)
- [APC-VSCN1T02-AD](#)

APC-VSCN1T terminals ship with a universal labeling strip (A1-A25, B1-B25). A labeling template with designations specifically for the L7x drive can be downloaded from any of the drive pages or the terminal block page (www.automationdirect.com/pn/apc-vscn1t-ad).



APC-VSCN1T-AD

Option 2:

Flying lead cables:

- [APC-CN101A-AD](#)
- [APC-CN102A-AD](#)
- [APC-CN103A-AD](#)



APC-CN101A-AD



NOTE: For L7C drives, do not use APC-VSCN1T(xx)-AD feedthrough terminal block if using PLC/Drive serial communication. Communication errors may occur due to disconnects in cable shields. Use APC-CN10xA-AD flying lead cables.

Part Number	Price	Description	Cable Length	Drawing	Compatible Drives
APC-VSCN1T-AD	\$75.00	LS Electric CN1 feedthrough terminal block, 50-pole, DIN rail mount	0.5 m [1.6 ft]	PDF	All L7C and L7P drives
APC-VSCN1T01-AD	\$84.00		1.0 m [3.2 ft]	PDF	
APC-VSCN1T02-AD	\$92.00		2.0 m [6.5 ft]	PDF	
APC-CN101A-AD	\$46.00	LS Electric control cable, 50-pin connector to pigtail.	1.0 m [3.2 ft]	PDF	
APC-CN102A-AD	\$50.00		2.0 m [6.5 ft]	PDF	
APC-CN103A-AD	\$55.00		3.0 m [9.8 ft]	PDF	

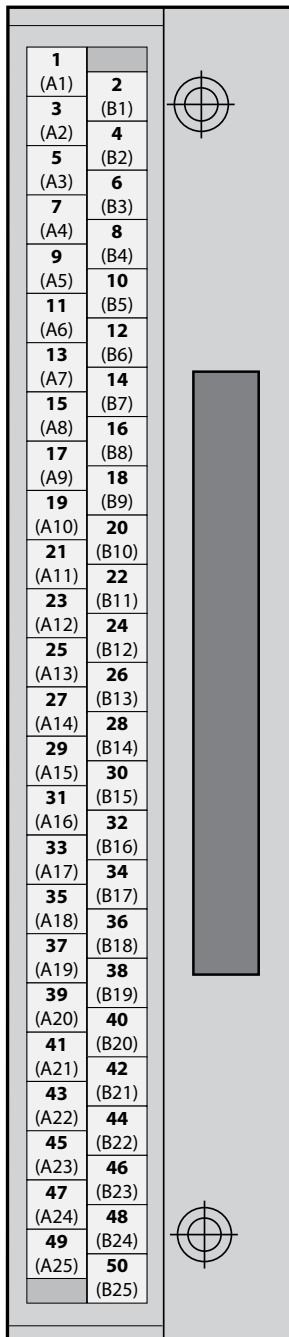
LS ELECTRIC L7C Series AC Servo Systems

Accessories

L7C Terminal Assignment Table

CAUTION: This terminal assignment table is for use with L7C drives ONLY. Using this table with non-L7C series drives could damage your equipment as terminal assignments are different for each drive series.

APC-VSCN1T-AD




You can download a printable terminal label at <https://www.automationdirect.com/pn/APC-VSCN1T-AD>

L7C Drive Terminal Assignments					
Terminal	Drive I/O Pin/Wire #	Description	Wire Color	Stripe Color	Number of Stripes
A1	1	AI-1 (TRQCOM)	Orange	Black	1
B1	2	TXD+	Orange	Red	1
A2	3	TXD-	Orange	Black	2
B2	4	Z0	Orange	Red	2
A3	5	/Z0	Orange	Black	3
B3	6	RXD+	Orange	Red	3
A4	7	RXD-	Orange	Black	4
B4	8	A-GND	Orange	Red	4
A5	9	PF+	Orange	Black	5
B5	10	PF-	Orange	Red	5
A6	11	PR+	Yellow	Black	1
B6	12	PR-	Yellow	Red	1
A7	13	N/C	Yellow	Black	2
B7	14	DO-8	Yellow	Red	2
A8	15	DO-7	Yellow	Black	3
B8	16	DO-6	Yellow	Red	3
A9	17	DI-5	Yellow	Black	4
B9	18	DI-9	Yellow	Red	4
A10	19	DI-8	Yellow	Black	5
B10	20	DI-7	Yellow	Red	5
A11	21	DI-4	Gray	Black	1
B11	22	DI-3	Gray	Red	1
A12	23	DI-2	Gray	Black	2
B12	24	DO-GND24	Gray	Red	2
A13	25	DO-GND24	Gray	Black	3
B13	26	N/C	Gray	Red	3
A14	27	AI-2 (SPDCOM)	Gray	Black	4
B14	28	N/C	Gray	Red	4
A15	29	N/C	Gray	Black	5
B15	30	B0	Gray	Red	5
A16	31	/B0	White	Black	1
B16	32	AO	White	Red	1
A17	33	/AO	White	Black	2
B17	34	+12V	White	Red	2
A18	35	-12V	White	Black	3
B18	36	ENC SG	White	Red	3
A19	37	N/C	White	Black	4
B19	38	DO-1+	White	Red	4
A20	39	DO-1-	White	Black	5
B20	40	DO-2+	White	Red	5
A21	41	DO-2-	Pink	Black	1
B21	42	N/C	Pink	Red	1
A22	43	DO-3	Pink	Black	2
B22	44	DO-4	Pink	Red	2
A23	45	DO-5	Pink	Black	3
B23	46	DI-6	Pink	Red	3
A24	47	DI-1	Pink	Black	4
B24	48	DI-A	Pink	Red	4
A25	49	PULCOM	Pink	Black	5
B25	50	+24v	Pink	Red	5

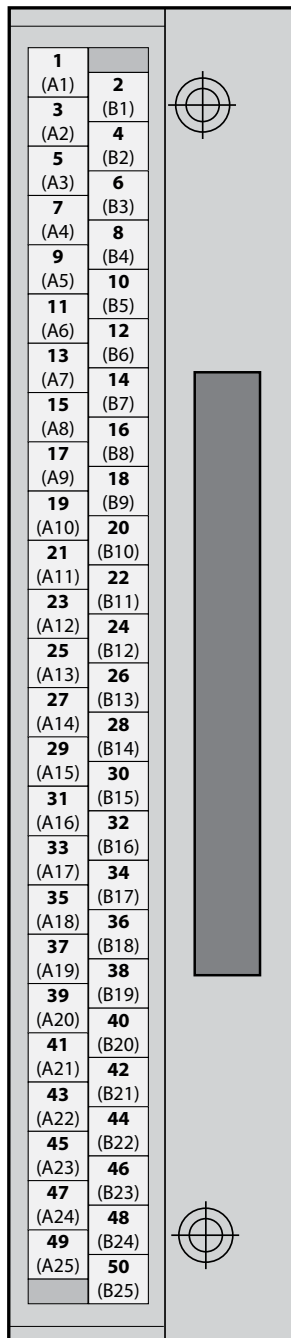
LS ELECTRIC L7P Series AC Servo Systems

Accessories

L7P Terminal Assignment Table

 **CAUTION:** This terminal assignment table is for use with L7P drives ONLY. Using this table with non-L7P series drives could damage your equipment as terminal assignments are different for each drive series.

APC-VSCN1T-AD



You can download a printable terminal label at <https://www.automationdirect.com/pn/APC-VSCN1T-AD>

L7P Drive Terminal Assignments					
Terminal	Drive I/O Pin/ Wire #	Description	Wire Color	Stripe Color	Number of Stripes
A1	1	AO	Orange	Black	1
B1	2	/AO	Orange	Red	1
A2	3	BO	Orange	Black	2
B2	4	/BO	Orange	Red	2
A3	5	ZO	Orange	Black	3
B3	6	/ZO	Orange	Red	3
A4	7	A-TLMT	Orange	Black	4
B4	8	AGND	Orange	Red	4
A5	9	A-OVR	Orange	Black	5
B5	10	AGND	Orange	Red	5
A6	11	+24V	Yellow	Black	1
B6	12	DI-1	Yellow	Red	1
A7	13	DI-2	Yellow	Black	2
B7	14	DI-3	Yellow	Red	2
A8	15	DI-4	Yellow	Black	3
B8	16	DI-5	Yellow	Red	3
A9	17	DI-6	Yellow	Black	4
B9	18	DI-7	Yellow	Red	4
A10	19	DI-8	Yellow	Black	5
B10	20	N/C	Yellow	Red	5
A11	21	+24v	Gray	Black	1
B11	22	DI-9	Gray	Red	1
A12	23	DI-10	Gray	Black	2
B12	24	DI-11	Gray	Red	2
A13	25	DI-12	Gray	Black	3
B13	26	DI-13	Gray	Red	3
A14	27	DI-14	Gray	Black	4
B14	28	DI-15	Gray	Red	4
A15	29	DI-16	Gray	Black	5
B15	30	PULCOM 24V pwr input	Gray	Red	5
A16	31	PF+	White	Black	1
B16	32	PF-	White	Red	1
A17	33	PR+	White	Black	2
B17	34	PR-	White	Red	2
A18	35	DO-1+	White	Black	3
B18	36	DO-1-	White	Red	3
A19	37	DO-2+	White	Black	4
B19	38	DO-2-	White	Red	4
A20	39	DO-3+	White	Black	5
B20	40	DO-3-	White	Red	5
A21	41	DO-4+	Pink	Black	1
B21	42	DO-4-	Pink	Red	1
A22	43	DO-5+	Pink	Black	2
B22	44	DO-5-	Pink	Red	2
A23	45	DO-6+	Pink	Black	3
B23	46	DO-6-	Pink	Red	3
A24	47	DO-7+	Pink	Black	4
B24	48	DO-7-	Pink	Red	4
A25	49	DO-8+	Pink	Black	5
B25	50	DO-8-	Pink	Red	5