

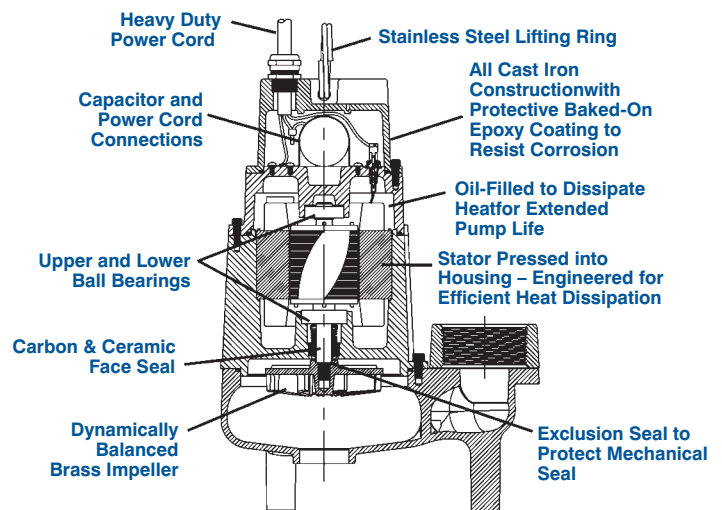


18S SERIES



Features

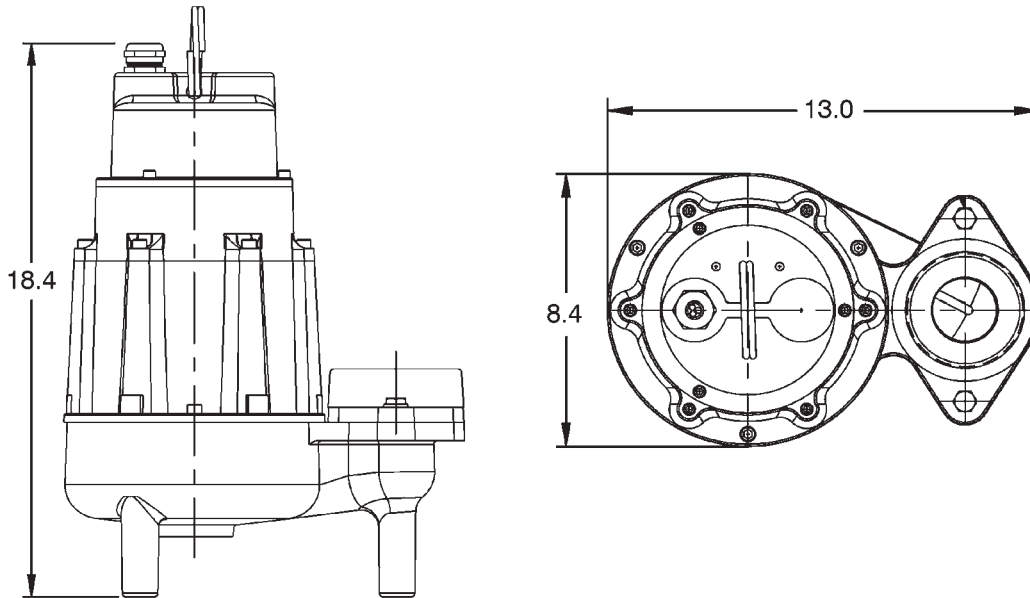
- Handles liquids and solid waste materials up to 2" diameter
- Cast iron pump housing with protective epoxy coating for corrosion resistance
- Oil-filled motor housing for lifetime lubrication and rapid heat dissipation
- Stainless steel hardware
- Mechanical seal (stainless steel spring, nitrile parts, carbon and ceramic faces) for long life and reliability
- 1-1/2 HP ball bearing motor
- Exclusion seal
- Thermal overload protection on single phase units
- Capacitor & power cord isolated from oil-filled motor housing for ease of field maintenance
- Brass impeller



For residential, commercial, industrial and agricultural use. The Model 18S Series sewage ejector pumps handle liquids and solids up to 2" in diameter. Pumps feature 3" FNPT discharge with a maximum head of 64', heavy duty cast iron construction and stainless steel hardware.

Little Giant Pump Co.

18S SERIES

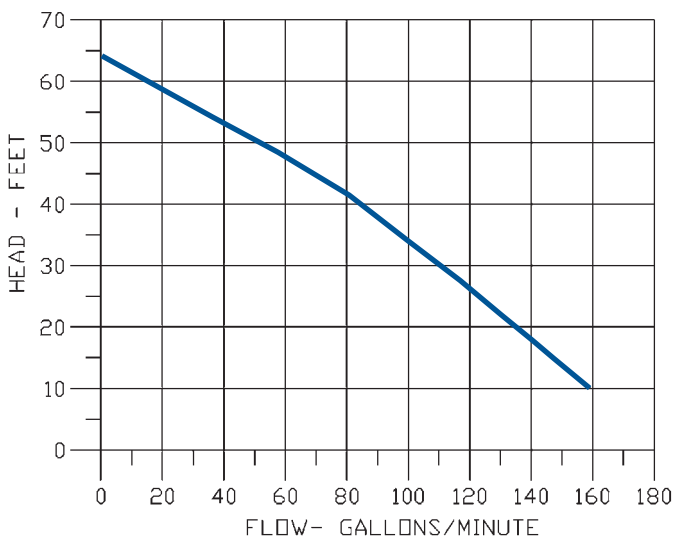


Specifications

Model No.	Item No.	Listing	HP	Volts	Hz	Phase	Amps	Motor RPM	Performance (GPM@Head)						Discharge Size (dia. in.)	Shutoff		Cord Length	Weight (lbs.)	Dimensions H x L x W (in.)
									10'	20'	30'	40'	50'	60'		Ft.	P.S.I.			
18S-CIM	520301	UL-CSA	1-1/2	230	60	1	15.5	3000	160	137	111	84	50	15	3" FNPT	64	27.7	20	96	18.4 x 13.0 x 8.4
18S-CIM	520300	UL-CSA	1-1/2	208	60	1	16.0	3100	160	137	111	84	50	15	3" FNPT	64	27.7	20	96	18.4 x 13.0 x 8.4
18S-CIM	520302	UL-CSA	1-1/2	200-208	60	3*	13.5	3100	160	137	111	84	50	15	3" FNPT	64	27.7	20	96	18.4 x 13.0 x 8.4
18S-CIM	520303	UL-CSA	1-1/2	230	60	3*	11.5	3100	160	137	111	84	50	15	3" FNPT	64	27.7	20	96	18.4 x 13.0 x 8.4
18S-CIM	520304	UL-CSA	1-1/2	460	60	3*	5.3	3200	160	137	111	84	50	15	3" FNPT	64	27.7	20	96	18.4 x 13.0 x 8.4

Continuous Duty Rated — "Little Giant Wastewater pumps are rated continuous duty as long as they are run within the published ratings for these pumps."

*3 phase pumps require control panel



Construction

Cover	Epoxy-Coated Cast Iron
Motor Housing	Epoxy-Coated Cast Iron
Impeller Material	Red Brass
Impeller Type	Non-Clog
Volute	Epoxy-Coated Cast Iron
Power Cord	14/3, SOW (1 PH); 14/4, SOW (3 PH)
Mechanical Shaft Seal	Carbon/Ceramic
Fasteners	Stainless Steel
Shaft	Stainless Steel
Bearings	Upper and lower ball bearings

