

# PRODUCT INFORMATION PACKET



Model No: AAF8P2TC

Catalog No: LM34174

..2HP..900RPM.213TC.TEFC.230/460V.3PH.60HZ.CONT.40C.1.15SF.RIGID C FACE.....GENERAL  
PURPOSE.....

Totally Enclosed Fan Cooled (TEFC)



Regal and Leeson are trademarks of Regal Beloit Corporation or one of its affiliated companies.

©2018 Regal Beloit Corporation, All Rights Reserved. MC017097E



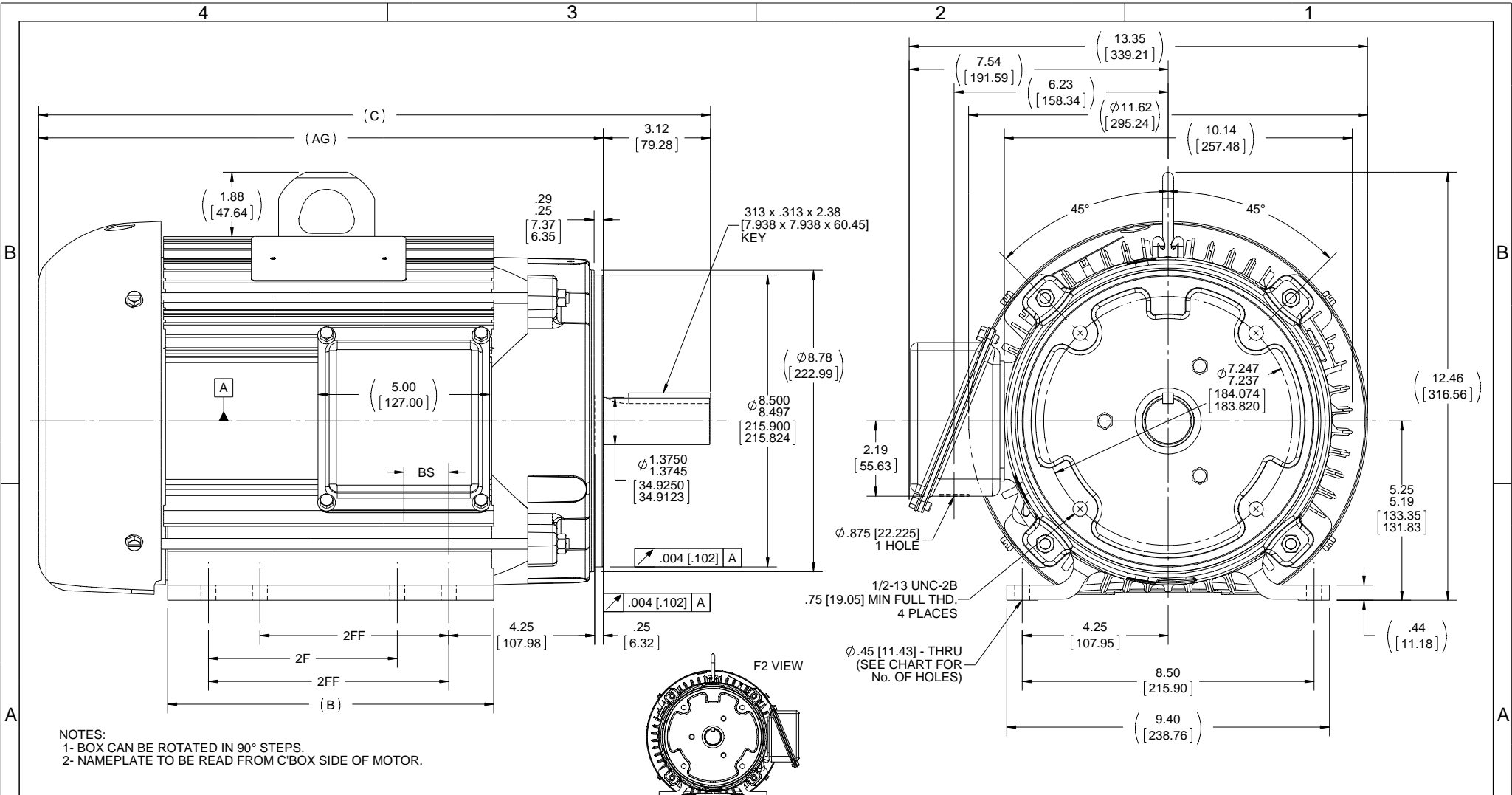


### Nameplate Specifications

Output HP	<b>2 Hp</b>	Output KW	<b>1.5 kW</b>
Frequency	<b>60 Hz</b>	Voltage	<b>230/460 V</b>
Current	<b>8.0/4.0 A</b>	Speed	<b>885 rpm</b>
Service Factor	<b>1.15</b>	Phase	<b>3</b>
Efficiency	<b>86.5 %</b>	Duty	<b>Continuous</b>
Insulation Class	<b>F</b>	Design Code	<b>B</b>
KVA Code	<b>L</b>	Frame	<b>213TC</b>
Enclosure	<b>Totally Enclosed Fan Cooled</b>	Overload Protector	<b>No</b>
Ambient Temperature	<b>40 °C</b>	Drive End Bearing Size	<b>6208</b>
Opp Drive End Bearing Size	<b>6206</b>	UL	<b>Recognized</b>
CSA	<b>Y</b>	CE	<b>Y</b>
IP Code	<b>43</b>		

### Technical Specifications

Electrical Type	<b>Squirrel Cage Induction Run</b>	Starting Method	<b>Across The Line</b>
Poles	<b>8</b>	Rotation	<b>Reversible</b>
Mounting	<b>Rigid base</b>	Motor Orientation	<b>HORIZONTAL</b>
Drive End Bearing	<b>BALL</b>	Opp Drive End Bearing	<b>BALL</b>
Frame Material	<b>Aluminum</b>	Shaft Type	<b>T</b>
Overall Length	<b>19.57 in</b>	Frame Length	<b>9.50 in</b>
Shaft Diameter	<b>1.375 in</b>	Shaft Extension	<b>3.38 in</b>
Assembly/Box Mounting	<b>F1 ONLY</b>		
Outline Drawing	<b>B-SS330102LN-950</b>	Connection Diagram	<b>EE7308-LN</b>



NOTES:  
 1- BOX CAN BE ROTATED IN 90° STEPS.  
 2- NAMEPLATE TO BE READ FROM C'BOX SIDE OF MOTOR.

DASH	FRAME	B	C	AG	2F	2FF	BS	No. OF MTG HOLES
800	213TC	8.12 [206.25]	18.07 [458.98]	14.95 [379.73]	5.50 [139.70]	---	1.33 [33.76]	4
950	213/5TC	9.62 [244.35]	19.57 [497.08]	16.45 [417.83]	5.50 [139.70]	7.00 [177.80]	1.33 [33.76]	8
1050	215TC	10.62 [269.75]	20.57 [522.48]	17.45 [443.23]	7.00 [177.80]	8.00 [203.20]	1.33 [33.76]	8

DRAWING REVISION F	REVISION BY JHA	DATE 04-14-2015
ECO-0073312	APPROVED BY DJK	DATE 04-14-2015
ECO DESCRIPTION UPDATED TO CURRENT STADNARDS		
<small>COPYRIGHT REGAL BELOIT AMERICA, INC. ALL RIGHTS RESERVED.          PROPRIETARY AND CONFIDENTIAL INFORMATION - THIS DOCUMENT IS THE PROPERTY OF          REGAL BELOIT AMERICA, INC. (OWNER) AND CONTAINS OWNERS PROPRIETARY          INFORMATION. ANY PERSON, CORPORATION OR OTHER FIRM RECEIVING IT IS DEEMED,          BY RECEIVING IT, TO AGREE THAT IT, AND/OR ANY PART OF IT, SHALL NOT BE DISCLOSED          TO ANY PERSON, CORPORATION OR OTHER ENTITY, DUPLICATED, AND/OR USED, EXCEPT          AS EXPRESSLY APPROVED IN WRITING IN ADVANCE BY OWNER. THIS DOCUMENT SHALL          BE RETURNED TO OWNER UPON REQUEST. IT MAY BE SUBJECT TO CERTAIN          RESTRICTIONS UNDER APPLICABLE EXPORT CONTROL LAWS AND REGULATIONS.</small>		

TOLERANCES UNLESS OTHERWISE SPECIFIED:			
DEC	INCH	mm	ANGLE
.X	+0.1	[+2.5]	±7 30°
.XX	+0.03	[+0.76]	
.XXX	+0.005	[+0.127]	
.XXXX	+0.0005	[±0.0127]	
REMOVE BURRS & BREAK SHARP EDGES: .003/.015 [.076/.381] X 45°			
CORNER FILLETS: R.02 [.51]			
MACHINED SURFACES: 200 INCH 5.1 mm			
mm SHOWN IN [BRACKETS]			

DRAWN BY MJK	DATE 08-30-2004
APPROVED BY JPL	DATE 09-02-2004
REFERENCE	

**REGAL**™ Regal Beloit America, Inc.

DESCRIPTION  
**OUTLINE**  
210TC FR - ALUM FR - TEFC

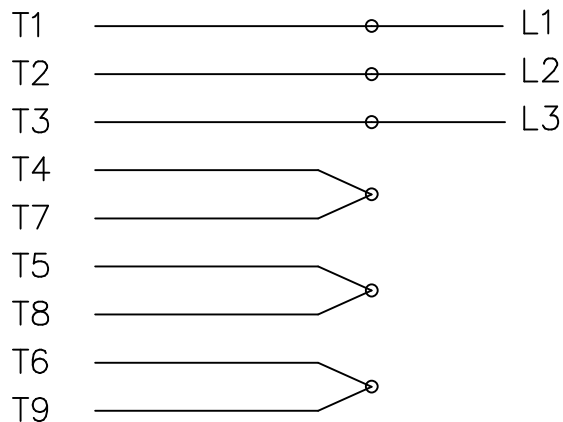
MATERIAL \_\_\_\_\_ PROCESS/FINISH \_\_\_\_\_

THIRD ANGLE PROJECTION

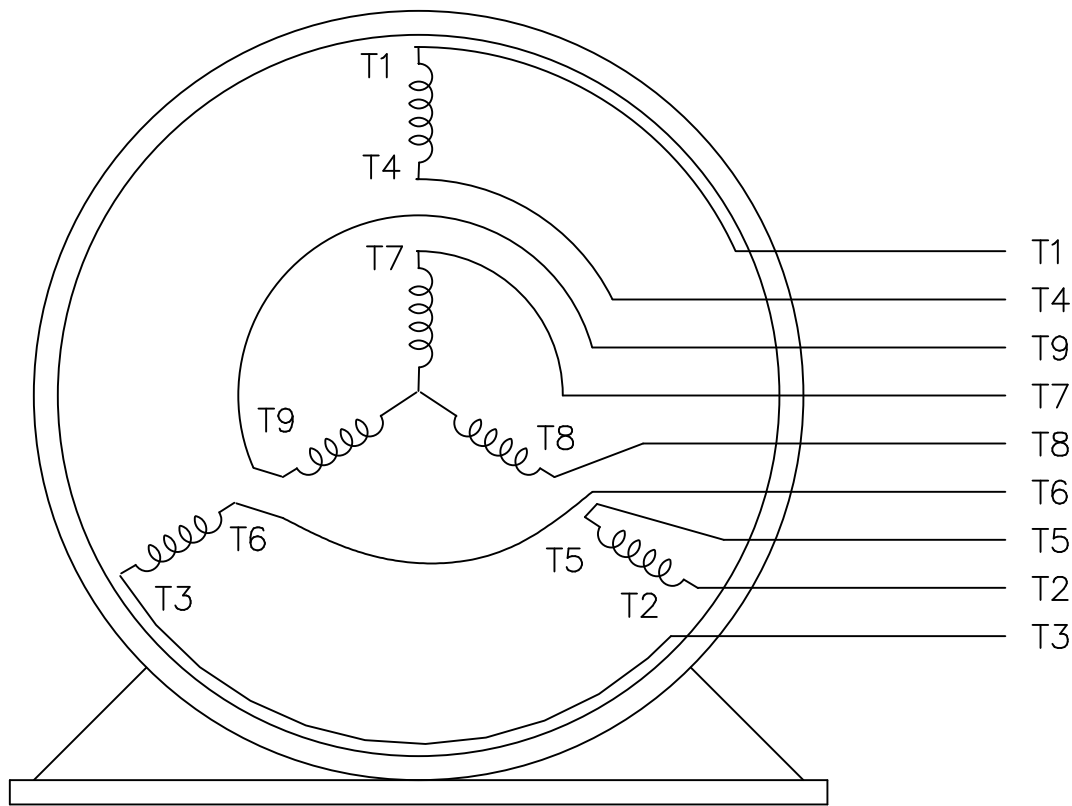
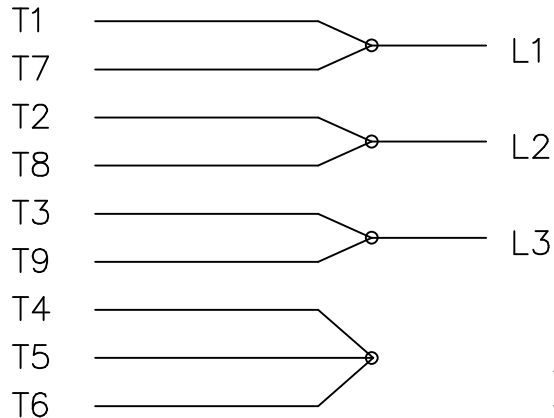
SIZE **B** DRAWING NUMBER **SS330102LN** SHEET 1 OF 1

THREE PHASE  
DUAL VOLTAGE MOTOR

HIGH VOLTAGE



LOW VOLTAGE



VIEW OF TERMINAL END

REF.  
WINDING DIAGRAM

T8Y, T2Y, T2BL, T4BX, T2EC, T2G  
T6BZ, T2B, T6BL, T4AV, T6B, T4B

OPTIONAL CORD  
CONNECTION

L1 — WHITE  
L2 — RED  
L3 — BLACK

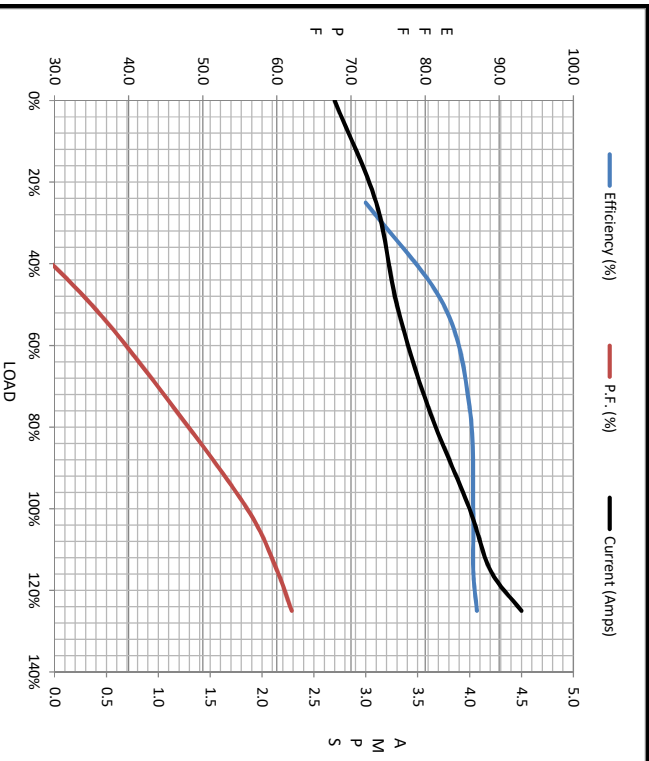
NO.	REVISION	BY & DATE	CHK	TOLERANCES UNLESS SPECIFIED		FINISH	DRAWN	DATE	SCALE	REF	PREV
				DEC.	INCHES						
				.X	±.1		BLR	06/11/1999			
							ML	06/18/1999			
							GK	06/18/1999			
3	ADDED THE OPTIONAL CORD CONNECTION MU46318	RDH 04/24/2003	DRS	.XX	±.02	TITLE CONNECTION DIAGRAM			1=1		
2	RE-ISSUE, ADDED '-' TO PART NUMBER	BLR 08/09/1999	GK	.XXX	±.005	3∅ - DUAL VOLTAGE MOTOR					
1	NEW DRAWING	BLR 06/18/1999	GK	.XXXX	±.0005	MAT'L.					
				ANG	±7'30"						
			RFP			CAD FILE EE7308LN	SIZE	DRAWING NO.	PAGE	OF	REV.
			DIST	WP			A	EE7308-LN			3





Motor Load Data						
Load	0%	25%	50%	75%	100%	LR
Current (Amps)	2.70	3.1	3.3	3.6	4.0	24.0
Torque (ft-lb)	0.00	3.0	6.0	9.0	12.0	13.8
HPM	900	895	891	888	885	880
Efficiency (%)		72.0	82.5	86.0	86.5	87.0
P.F. (%)	7.0	21.0	35.0	46.0	56.0	60.0

Motor Speed Data						Information Block																					
	LR	Pull-Up	BD	Rated	Idle	HP	Sync. RPM	Frame	Enclosure	Construction	Voltage	Frequency	Design	LR Code letter	Service Factor	Temp Rise @ FL	Duty	Ambient	Elevation	Rotor/Shaft wk <sup>2</sup>	Ref Wdg	Sound Pressure @ 1M	VFD Rating	Outline Dwg	Conn. Diag	Additional Specifications:	
Speed (RPM)	0	450	770	885	900	2.0	900	215	TEFC	TFL	230/460	60	B	L	1.15	25	CONT	40	1,000	0.95	215838 R19	52	NONE	NONE	EE7308-LN		
Current (Amps)	24.0	21.5	16.0	4.0	2.70																						
Torque (ft-lb)	27.5	24.5	46.0	12.0	0.00																						



EQUIV CKT (OHMS / PHASE)			
R1	R2	X1	Xm
1.9310	1.8600	9.0170	10.6220 81.3660

