

PRODUCT INFORMATION PACKET




Model No: C256T17DB15AA

Catalog No: 171863.60

..20HP..1800RPM.256TZ.ODP.230/460V.3PH.60HZ.CONT.40C.1.15SF.RIGID.....

Agricultural



Regal and Leeson are trademarks of Regal Beloit Corporation or one of its affiliated companies.

©2018 Regal Beloit Corporation, All Rights Reserved. MC017097E





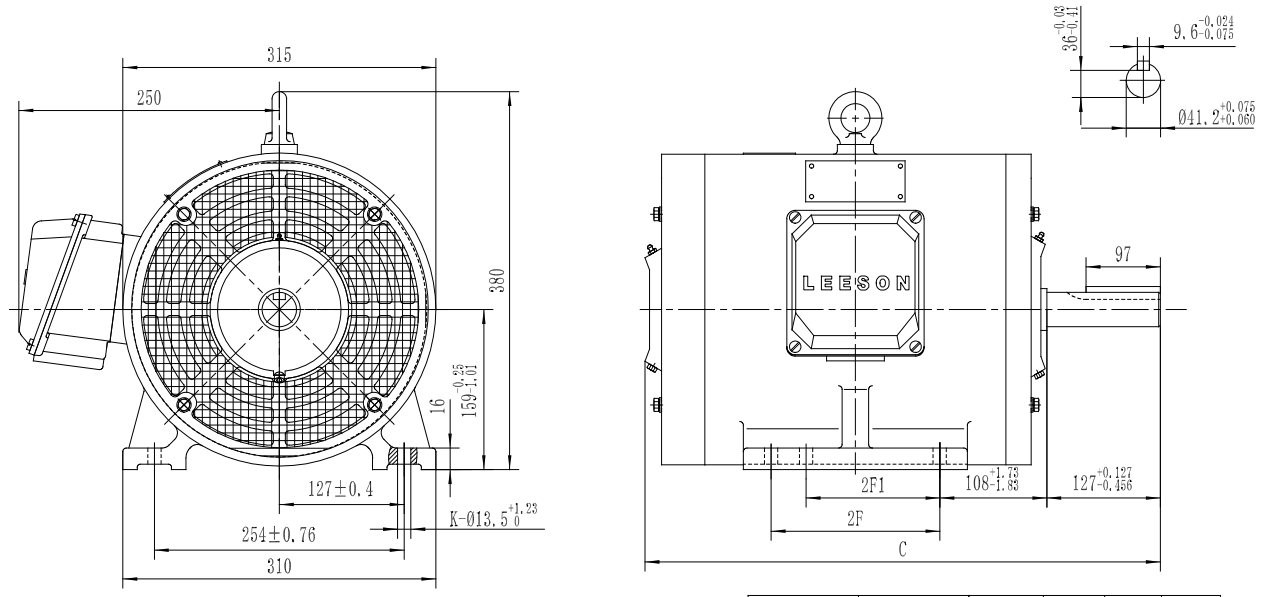
Nameplate Specifications

Output HP	20 Hp	Output KW	14.9 kW
Frequency	60 Hz	Voltage	208-230/460 V
Current	55.0-51.0/25.5 A	Speed	1775 rpm
Service Factor	1.15	Phase	3
Efficiency	93 %	Duty	Continuous
Insulation Class	F	Design Code	B
KVA Code	F	Frame	256TZ
Enclosure	Drip Proof	Overload Protector	No
Ambient Temperature	40 °C	Drive End Bearing Size	6309
Opp Drive End Bearing Size	6208	UL	Recognized
CSA	Y	CE	Y
IP Code	22		

Technical Specifications

Electrical Type	Squirrel Cage Inverter Rated	Starting Method	Wye Start Delta Run Or Inverter
Poles	4	Rotation	Reversible
Mounting	Rigid base	Motor Orientation	HORIZONTAL
Drive End Bearing	BALL	Opp Drive End Bearing	BALL
Frame Material	Cast Iron	Shaft Type	Single Special Extension
Overall Length	23.62 in	Shaft Diameter	1.625 in
Shaft Extension	5 in	Assembly/Box Mounting	F1/F2 CAPABLE
Outline Drawing	SS620850	Connection Diagram	004172.01

This is an uncontrolled document once printed or downloaded and is subject to change without notice. Date Created: 10/15/2018



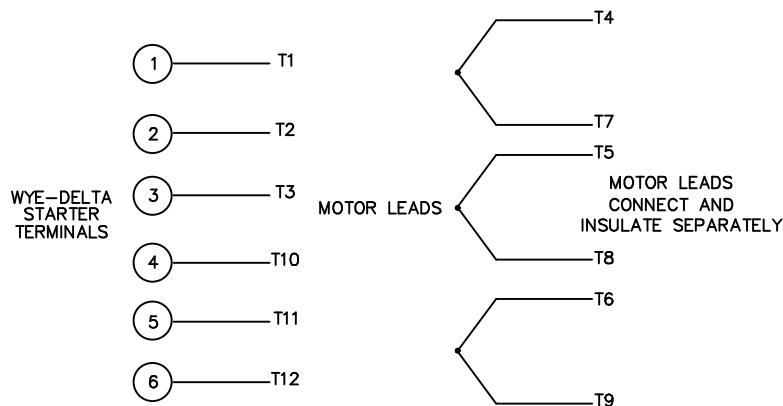
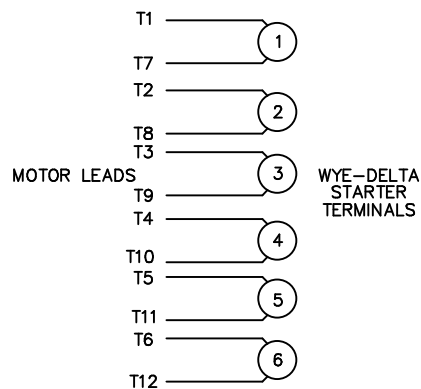
CAT.	FRAME	2F1	2F	K	C
171862.60	254		210 ^{+0.33} _{-0.33}	4	556 ⁺³ ₀
171863.60	256	210 ^{+0.33} _{-0.33}	254 ^{+0.33} _{-0.33}	6	600 ⁺³ ₀

		TOLERANCES UNLESS SPECIFIED		REGAL Regal-Beloit Corporation		DRAWN			
		DEC.	INCHES			CHK			
		.X	±.1			APPD			
		.XX	±.03	TITLE		SCALE			
B	ADDED FRAME SIZE TO DESCRIPTION ECO-0127401	WGJ	7/15/17	EMH	.XXX	±.005	OUTLINE	REF 171862.60, 171863.60	
A	RELEASED FOR PRODUCTION ECO-0127325	WGJ	7/12/17	EMH	.XXX	±.0005	256TZ FRAME		
NO.	REVISION	BY & DATE	CHK	ANG	±1/2	FINISH	MAT'L.	FMF	
THIS DRAWING IN DESIGN AND DETAIL IS OUR PROPERTY AND MUST NOT BE USED EXCEPT IN CONNECTION WITH OUR WORK ALL RIGHTS OF DESIGN AND INVENTION ARE RESERVED THIS IS AN ELECTRONICALLY GENERATED DOCUMENT - DO NOT SCALE THIS PRINT				RFP	CAD FILE	SS620850	SIZE	DRAWING NO.	REV.
				DIST			B	SS620850	B

WYE - DELTA STARTING USEABLE ON 2,4 AND 6 POLE MOTORS.

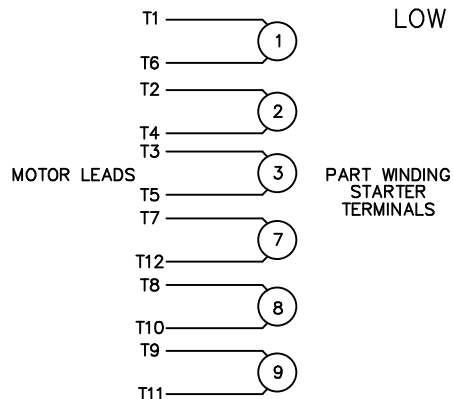
LOW VOLTAGE CONNECTION

HIGH VOLTAGE CONNECTION



REFER TO THE WYE-DELTA STARTER CONNECTION INSTRUCTIONS FOR PROPER CONNECTION OF POWER LINES TO STARTER.

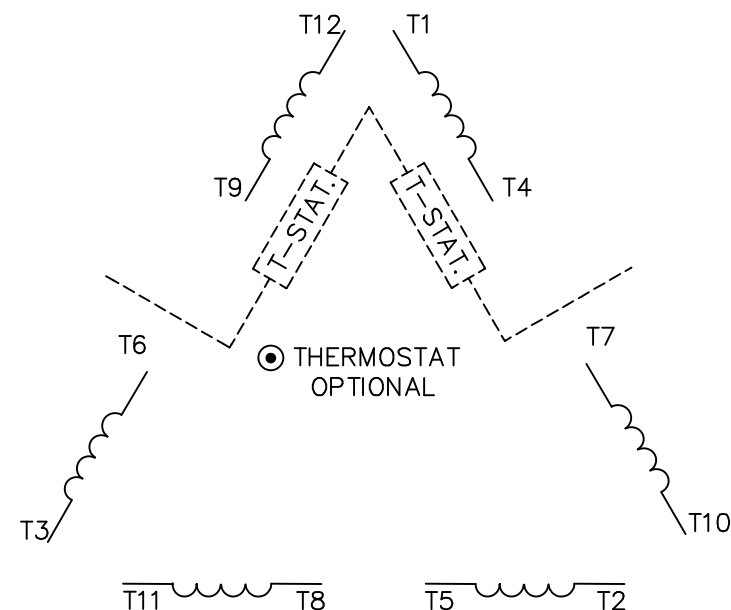
PART WINDING START USABLE ON 4 & 6 POLE MOTORS
LOW VOLTAGE CONNECTION ONLY



REFER TO THE PART WINDING STARTER INSTRUCTIONS FOR PROPER CONNECTION OF POWER LINES TO STARTER.

REFER TO THE CUTLER - HAMMER OR EQUIV. FOR PROPER SELECTION OF OVERLOAD HEATER COILS.

LINE LEADS



ROTATION CAN BE REVERSED BY INTERCHANGING ANY TWO LINE LEADS
● RED LEADS OR P1, P2, FOR N/C THERMOSTAT

ACROSS THE LINE START & RUN

	LINE 1	LINE 2	LINE 3	JOIN & INSULATE SEPARATELY
HIGH VOLT	T1,T12	T2,T10	T3,T11	(T4,T7) (T5,T8) (T6,T9)
LOW VOLT	T1,T6 T7,T12	T2,T4 T8,T10	T3,T5 T9,T11	

				TOLERANCES UNLESS SPECIFIED		ELECTRIC MOTORS GEARMOTORS AND DRIVES	DRAWN WLW 09/08/77		
				DEC.	INCHES		CHK RPB 09/12/77		
				.X	±.1		APPD JCW 09/12/77		
03	REV'D LOW VOLTAGE CONN. LEADS PER ELEC.	BJB 06/07/00	.XX	±.01	TITLE	DELTA - WYE CONNECTION DIAGRAM	SCALE	1=1	
02	ADDED T-STAT. NOTES PER ELECTRICAL	KMM 06/02/98	.XXX	±.005			REF		
01	REDRAWN TO CAD	DBT 06/02/97	.XXXX	±.0005	MAT'L.		FMF		
NO.	REVISION	BY & DATE	CHK	ANG	±1/2"	FINISH	PREV		
THIS DRAWING IN DESIGN AND DETAIL IS OUR PROPERTY AND MUST NOT BE USED EXCEPT IN CONNECTION WITH OUR WORK ALL RIGHTS OF DESIGN AND INVENTION ARE RESERVED THIS IS AN ELECTRONICALLY GENERATED DOCUMENT - DO NOT SCALE THIS PRINT				RFP	CAD FILE	00417201	SIZE	DRAWING NO.	REV.
				DIST			A	004172-01	03



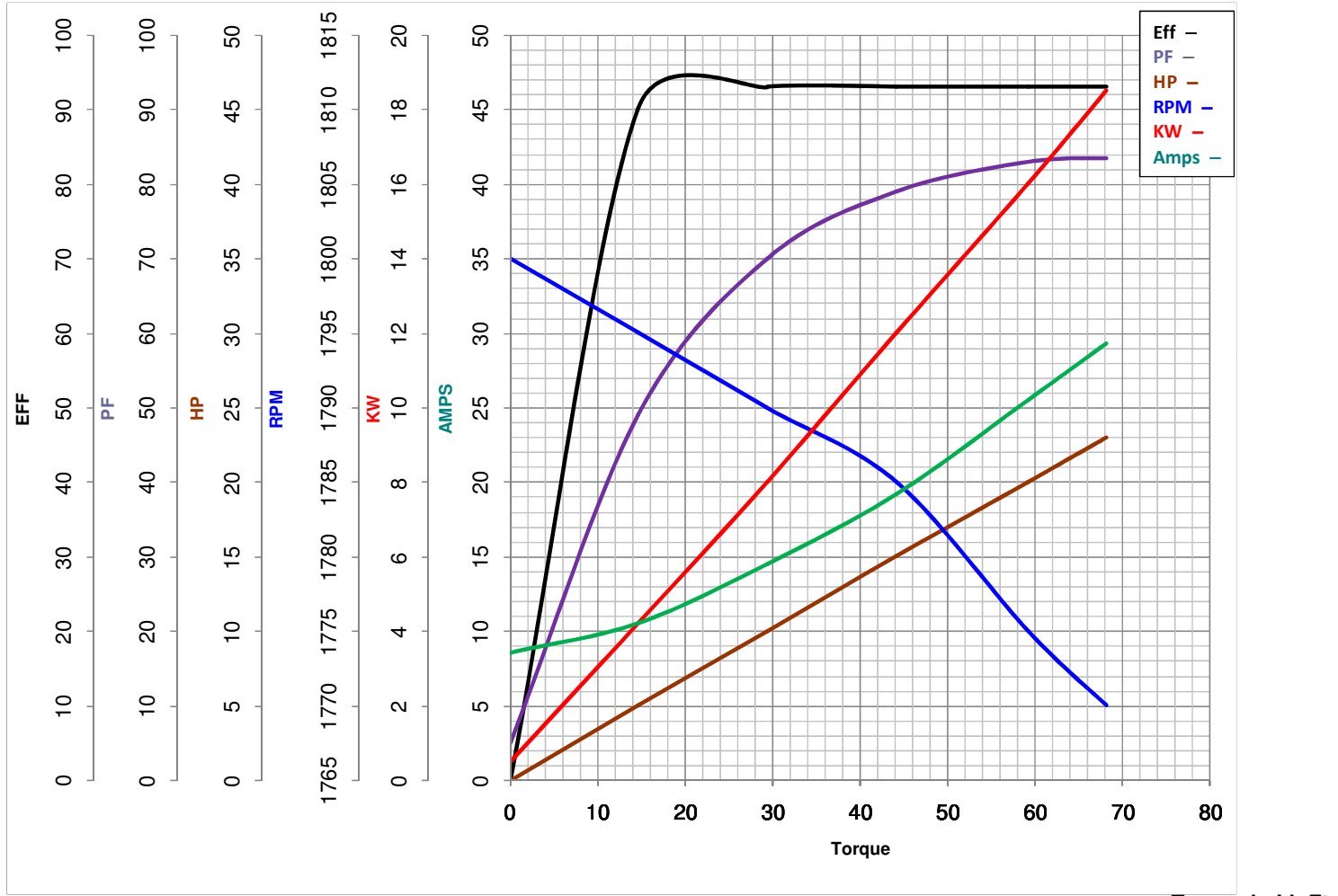
LEESON ELECTRIC CORPORATION
 TYPICAL PERFORMANCE CURVE for AC MOTOR

Model No 171863.60

Catalog No 171863.60

Curve at 460 Volts HP 20&15 PHASE 3
60 HZ
20 HP VOLTS 208-230/460&190/380

HZ 60&50 RPM 1775&1480



FL TORQUE	<u>59.2</u>	Lb.Ft	FL AMPS	<u>55-51/25.5</u>
BD TORQUE	<u>190.0</u>	Lb.Ft	PU TORQUE	<u>88.0</u> Lb.Ft
LR TORQUE	<u>108</u>	Lb.Ft	LR AMPS	<u>140</u>
WINDING	T12904023-1		Date	6/5/2018