

PRODUCT INFORMATION PACKET



Model No: 122245.00
Catalog No: 122245.00
Brake Motor, 1 HP, 3 Ph, 60 Hz, 230/460 V, 1200 RPM, 145T Frame, TEFC

Operational at 208-230/460 V @60HZ



Regal and Leeson are trademarks of Regal Rexnord Corporation or one of its affiliated companies.
©2023 Regal Rexnord Corporation, All Rights Reserved. MC017097E





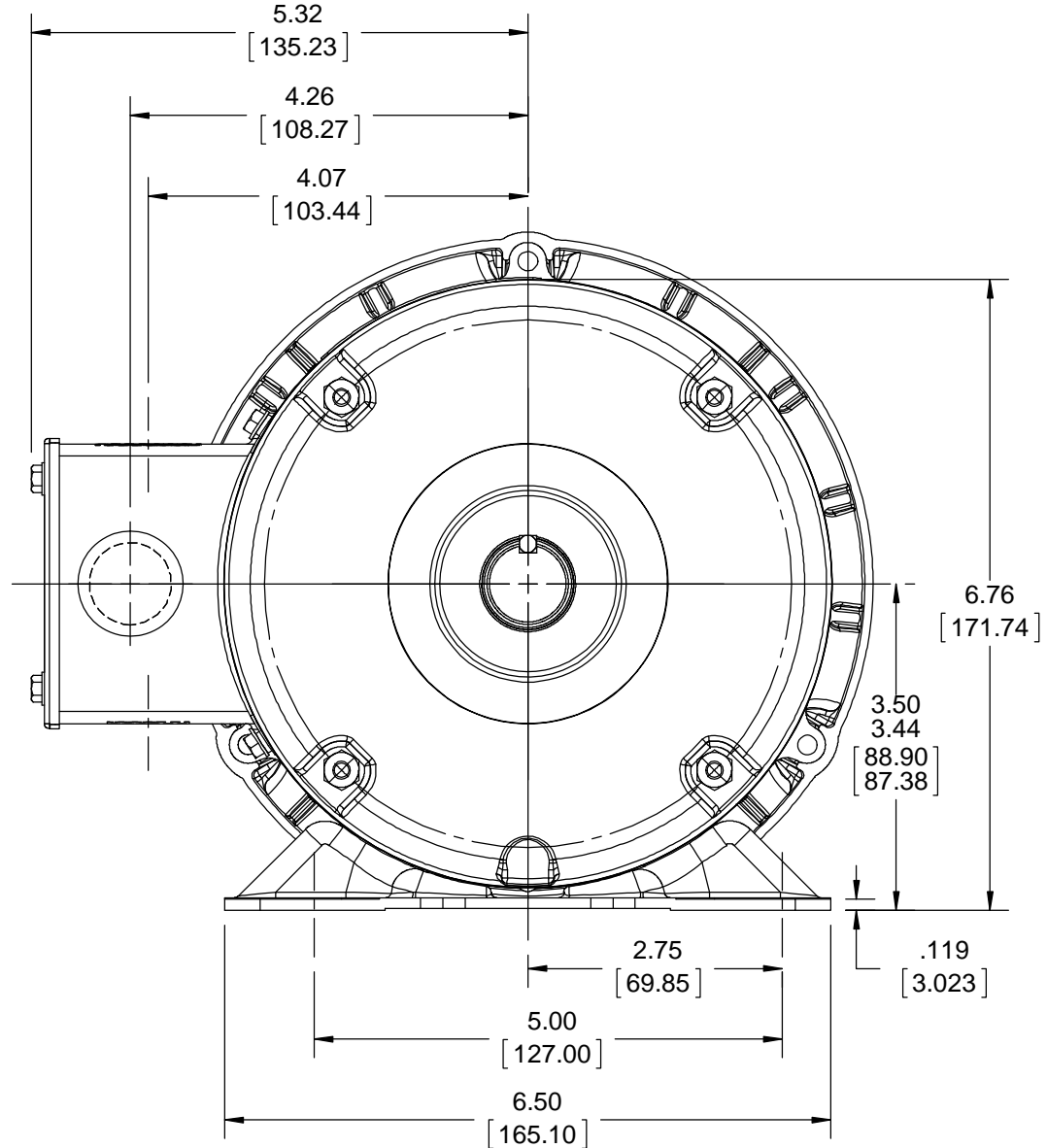
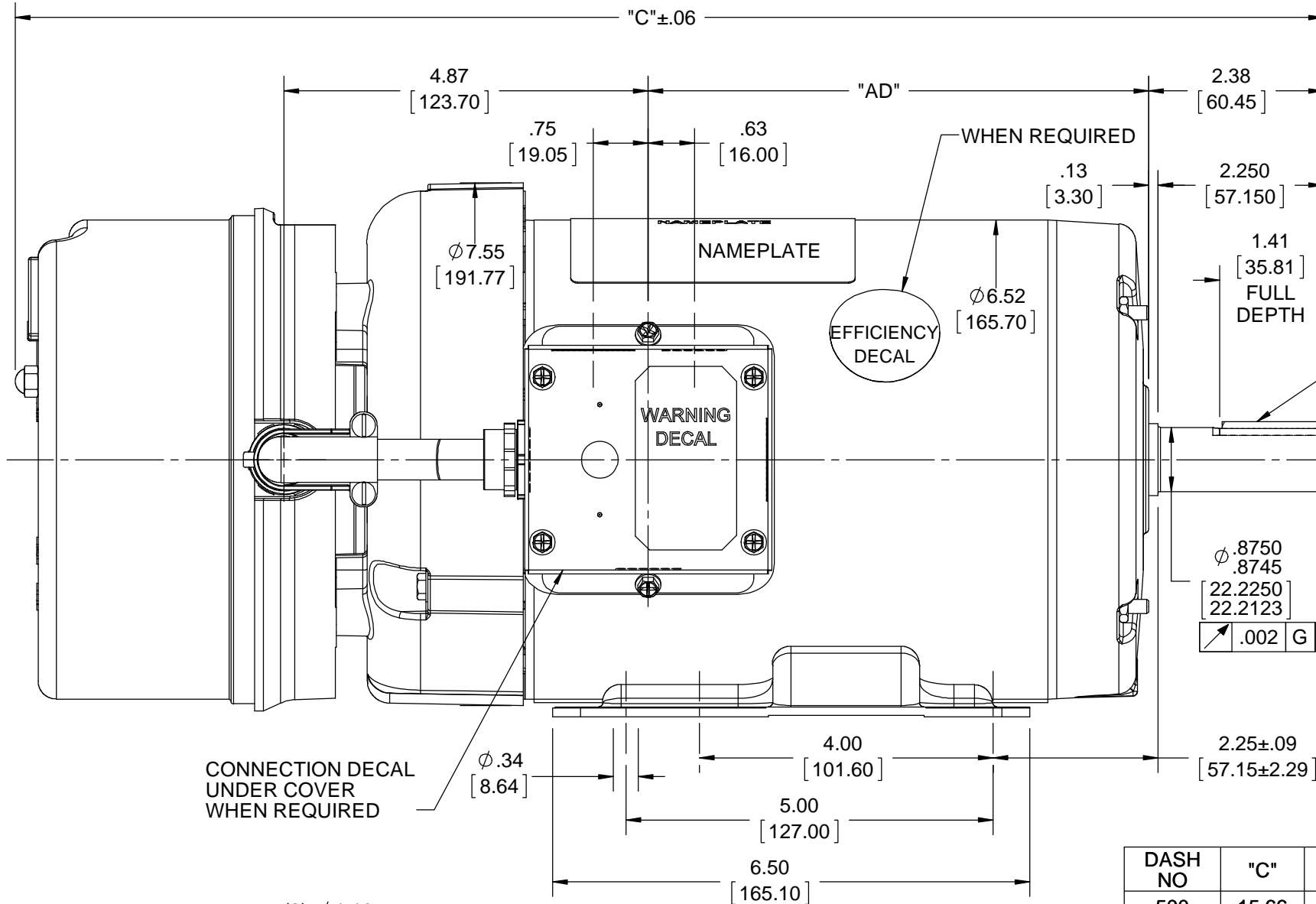
Nameplate Specifications

Phase	3	Output HP	1 Hp
Output KW	0.75 kW	Voltage	230/460 V
Speed	1170 rpm	Service Factor	1.15
Frame	145T	Enclosure	Totally Enclosed Fan Cooled
Thermal Protection	No Protection	Efficiency	82.5 %
Ambient Temperature	40 °C	Frequency	60 Hz
Current	3.8/1.9 A	Power Factor	60
Duty	Continuous	Insulation Class	F
Design Code	B	KVA Code	K
Drive End Bearing Size	6205	Opp Drive End Bearing Size	6203
UL	Recognized	CSA	Y
CE	Y	IP Code	43
Number of Speeds	1		

Technical Specifications

Electrical Type	Squirrel Cage Induction Run	Starting Method	Across The Line
Poles	6	Rotation	Reversible
Resistance Main	1.63 Ohms	Mounting	Rigid Base
Motor Orientation	Horizontal	Drive End Bearing	Ball
Opp Drive End Bearing	Ball	Frame Material	Rolled Steel
Shaft Type	T	Overall Length	18.16 in
Frame Length	7.50 in	Shaft Diameter	0.875 in
Shaft Extension	2.25 in	Assembly/Box Mounting	F1 ONLY
Outline Drawing	028848-750	Connection Drawing	005010.15

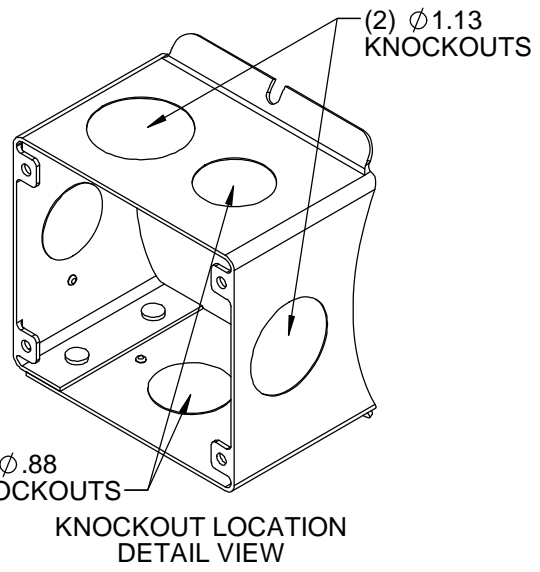
This is an uncontrolled document once printed or downloaded and is subject to change without notice. Date Created:10/13/2023



DASH NO	"C"	"AD"
500	15.66	4.81
550	16.16	5.31
600	16.66	5.81
650	17.16	6.31
700	17.66	6.81
750	18.16	7.31
800	18.66	7.81

CONNECTION DECAL UNDER COVER WHEN REQUIRED

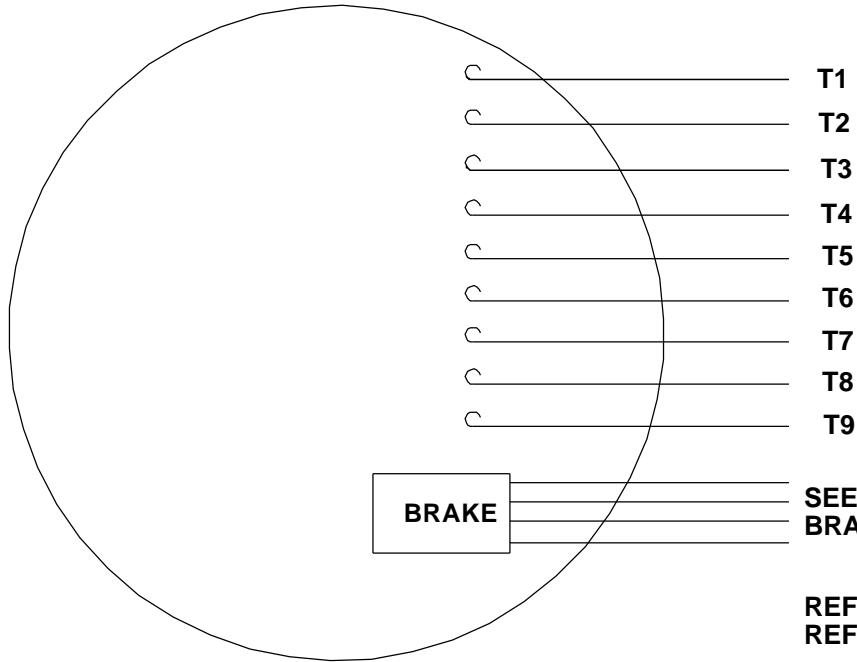
Ø .8750
.8745
[22.2250]
[22.2123]
.002 G



NOTE:
1) GASKETS THROUGHOUT

DRAWING REVISION K	REVISION BY DS	DATE 04/25/2018	TOLERANCES UNLESS OTHERWISE SPECIFIED: DEC. INCH mm ANGLE .X ±0.1 [±2.5] ±0.5° .XX ±0.01 [±0.25] .XXX ±0.005 [±0.127] .XXXX ±0.0005 [±0.0127] REMOVE BURRS & BREAK SHARP EDGES: .003/.015 [0.076/.381] X 45° CORNER FILLETS: R.02 [0.51] MACHINED SURFACES: 125 3.2 INCH mm mm SHOWN IN [BRACKETS]	DRAWN BY GRB 07/10/2008	REGAL ™ Regal Beloit America, Inc.
ECO ECO-0143956	APPROVED BY AS	DATE 04/25/2018		DATE	
ECO DESCRIPTION BASE DIMENSION 5.00 WAS 5.50 <small>COPYRIGHT REGAL BELOIT AMERICA, INC. ALL RIGHTS RESERVED. PROPRIETARY AND CONFIDENTIAL INFORMATION - THIS DOCUMENT IS THE PROPERTY OF REGAL BELOIT AMERICA, INC. ("OWNER") AND CONTAINS OWNER'S PROPRIETARY INFORMATION. ANY PERSON, CORPORATION OR OTHER FIRM RECEIVING IT IS DEEMED, BY RECEIVING IT, TO AGREE THAT IT, AND/OR ANY PART OF IT, SHALL NOT BE DISCLOSED TO ANY PERSON, CORPORATION OR OTHER ENTITY, DUPLICATED, AND/OR USED, EXCEPT AS EXPRESSLY APPROVED IN WRITING IN ADVANCE BY OWNER. THIS DOCUMENT SHALL BE RETURNED TO OWNER UPON REQUEST. IT MAY BE SUBJECT TO CERTAIN RESTRICTIONS UNDER APPLICABLE EXPORT CONTROL LAWS AND REGULATIONS.</small>				APPROVED BY	DESCRIPTION OUTLINE TEFC - RIGID - BRAKEMOTOR
				DATE	MATERIAL
				REFERENCE	PROCESS/FINISH
				THIRD ANGLE PROJECTION	SIZE B
					DRAWING NUMBER 028848
					SHEET 1 OF 1

VIEW FROM OUTSIDE OF MOTOR AT SWITCH END.

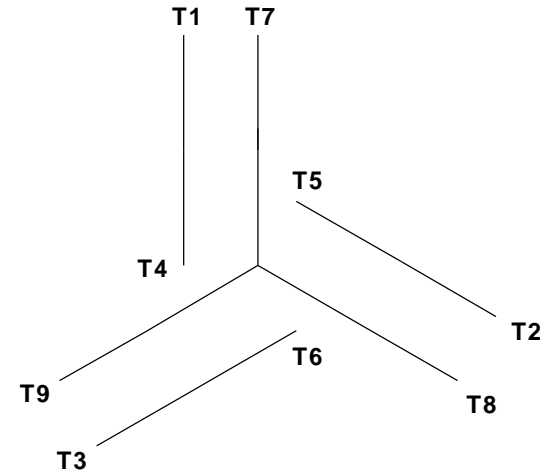


CAUTION:
LEAD WIRE INSULATION TO EXTEND
MINIMUM OF 1/4" INTO CONNECTOR
INSULATION

SEE TABLE FOR
 BRAKE CONNECTIONS

REF. DECAL (MOTOR) - 004014
 REF. DECAL (BRAKE) - 080034 (STEARNS & DINGS BRAKE)

LINE LEADS



VOLTAGE	L1	L2	L3	JOIN & INSULATE
HIGH	T1	T2	T3	(T4, T7) (T5, T8) (T6, T9)
LOW	T1, T7	T2, T8	T3, T9	T4, T5, T6

RBC PROPRIETARY AND CONFIDENTIAL INFORMATION
 This document is the property of REGAL BELOIT CORPORATION ("RBC") including its subsidiaries and divisions and contains proprietary information of RBC. This document is loaned on the express condition that neither it nor the information contained therein shall be disclosed to others without the express written consent of RBC, and that the information shall be used by the recipient only as approved expressly by RBC. This document shall be returned to RBC upon its request. This document may be subject to certain restrictions under U.S. export control laws and regulations.

TYPE "T" W/O PROTECTOR

VOLTAGE	BRAKE CONNECTION		
	STEARNS BRAKE		DINGS BRAKE
	L1	L2	Join
HIGH	1(REDF)	2(REDF)	3(BLACK) 4(BLACK)
LOW	1(REDF) 3(BLACK)	2(REDF) 4(BLACK)	-----

				TOLERANCES UNLESS SPECIFIED		ELECTRIC MOTORS GEARMOTORS AND DRIVES	DRAWN JJK 09/17/96	
				DEC	INCHES		CHK	
				.X	±.1	APPR		
				.XX	±.01	TITLE	SCALE 1:1	
--	REDRAWN IN SOLIDWORKS	VJB 02/08/11	.XXX	±.005	EXTERNAL WIRING DIAGRAM STANDARD 3 PHASE - DUAL VOLTAGE		REF 005010-01	
01	ADDED DINGS AND BRAKE TABLE (PER CN114156)	TMZ 11/12/96	.XXXX	±.0005	MAT'L W/STEARNS OR DINGS DUAL VOLTAGE BRAKE CONN.		FMF	
NO	REVISION	BY & DATE	CHK	ANG ±1/2°	FINISH LEESON STOCK		PAGE OF	
THIRD ANGLE PROJECTION				RFP	PREV	SIZE	DRAWING NO	REV
				NETWORK FILE NAME 00501015		A	005010-15	--

P.O. BOX 8003
 WAUSAU, WI 54401-8003
 PH. 715-675-3311



DATA VOLTS: 460

CERTIFICATION DATA SHEET

CONN. DIAGRAM: 005010.15
 OUTLINE: 028848-750
 WINDING: T63681

CAT #: 122245.00

FR 3

TYPICAL MOTOR PERFORMANCE DATA

HP	KW	SYNC RPM	FL RPM	FRAME	ENCLOSURE	TYPE	KVA CODE	DESIGN
1	0.75	1200	1160	145T	TEFC	TFR	K	B

PH	HZ	VOLTS	AMPS	START TYPE	DUTY	INSL	S.F.	AMB	ELEV.
3	60	230/460	3.55/1.8	ACROSS THE LINE	CONT	F	1.15	40	3300

F.L. EFF	82.5	3/4 LD EFF	82.9	1/2 LD EFF	80.6	GTD EFF	0.0	ELECT. TYPE	SQ CAGE IND RUN
F.L. PF	63.0	3/4 LD PF	54.7	1/2 LD PF	42.5				

F.L. TORQUE	LR AMPS @ 460 V	L.R. TORQUE	B.D. TORQUE	F.L. RISE (°C)
4.5 LB-FT	10.7	13.5 LB-FT 300%	15.8 LB-FT 351%	42

PRESSURE @ 3	POWER	ROTOR WK²	MAX. LOAD WK²	SAFE STALL TIME	STARTS/HOUR	MOTOR WGT
0 dBA	9 dBA	0.14 LB-FT²	0.1 LB-FT²	10 SEC.	0	0 LB.

*** SUPPLEMENTAL INFORMATION ***

DE BRACKET TYPE	ODE BRACKET TYPE	MOUNT TYPE	MOTOR ORIENTATION	SEVERE DUTY	HAZARDOUS LOCATION	DRIP COVER	SCREENS	PAINT
STANDARD	BRAKE	RIGID	HORIZONTAL	NO	NONE	NO	NONE	IN - LEESON WATTS

BEARINGS		GREASE	SHAFT TYPE	SPECIAL DE	SPECIAL ODE	SHAFT MATERIAL	FRAME MATERIAL
DE	ODE						
BALL	BALL	POLYREX EM	T	NONE	NONE	1144 STRESSPROOF (C-223)	ROLLED STEEL
6205	6203						

THERMOSTATS	PROTECTORS	WDG RTD's	BRG RTD's	THERMISTORS	CONTROL	SPACE HEATERS
NONE	NOT	NONE	NONE	NONE	FALSE	NA

R1 (ohms/ph)	R2 (ohms/ph)	X1 (ohms/ph)	X2 (ohms/ph)	Xm (ohms/ph)	VIBRATION (in/sec)	FLOAT
0	0	0	0	0	0.150	ODE

* N O T E S *	INVERTER TORQUE: NONE	
	INV. HP SPEED RANGE: NONE	
	ENCODER: NONE	
	NONE	
	NONE	

DATE: 2/19/2018	BRAKE: STEARNS	
	56,000	NEMA 2
	FT-LB: 10	
	VOLTAGE: 230/460	HZ:
UL: Y-(LEESON UL REC)		

Data Sheet

Date: 2/19/2018

122245.00



Data @ 460 V

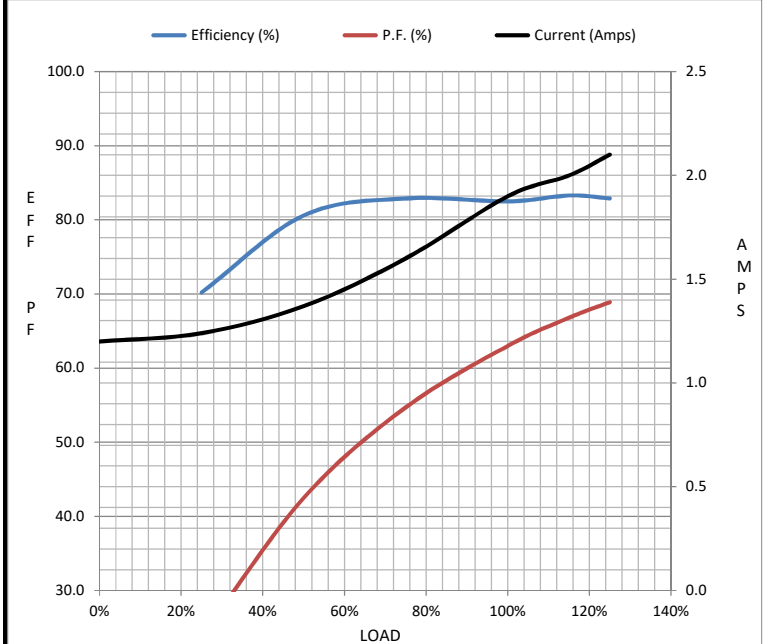
Motor Load Data

Load	0%	25%	50%	75%	100%	115%	125%	LR
Current (Amps)	1.20	1.24	1.37	1.60	1.90	2.00	2.10	10.7
Torque (ft-lb)	0.00	1.10	2.23	3.4	4.5	5.3	5.7	13.5
RPM	1200	1190	1180	1169	1160	1,150	1145	0
Efficiency (%)		70.2	80.6	82.9	82.5	83.3	82.9	
P.F. (%)	8.6	23.8	42.5	54.7	63.0	66.8	68.9	0.0

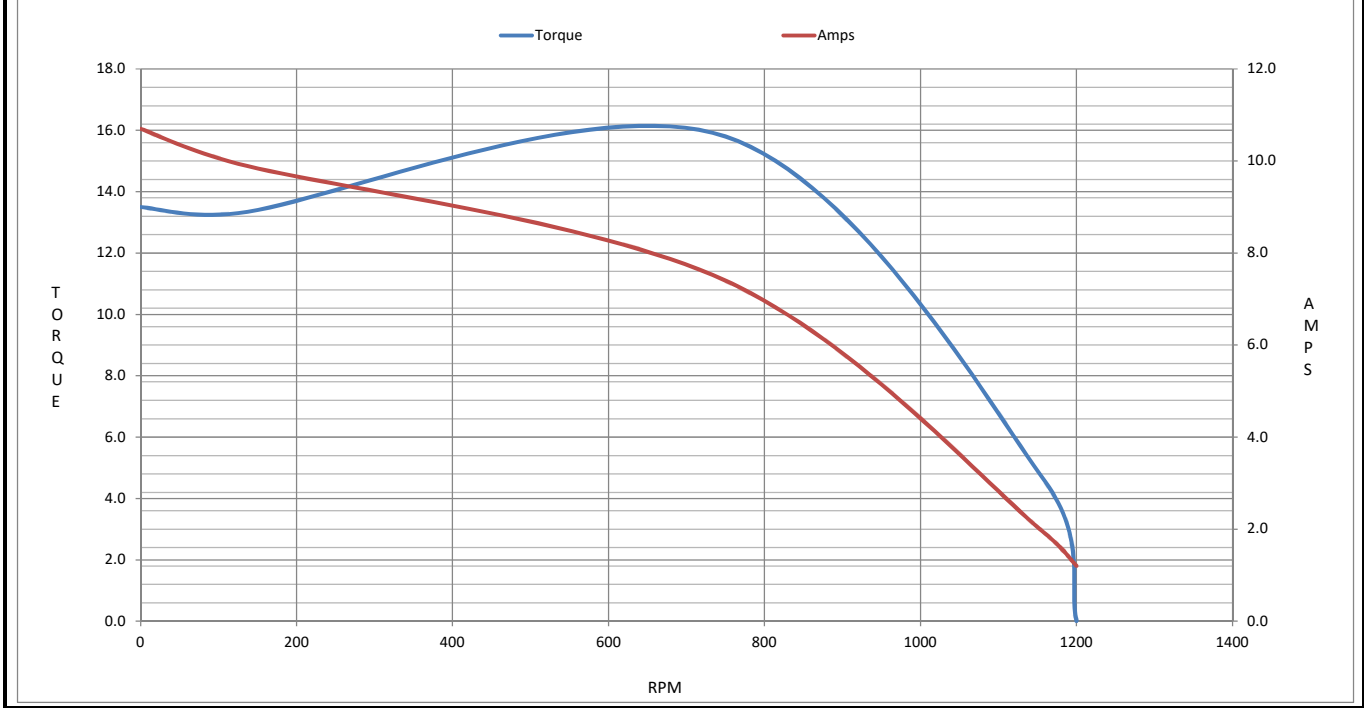
Motor Speed Data

	LR	Pull-Up	BD	Rated	Idle
Speed (RPM)	0	125	750	1160	1200
Current (Amps)	10.7	9.9	7.4	1.90	1.20
Torque (ft-lb)	13.5	13.3	15.8	4.5	0.00

Information Block				
HP	1.0			
Sync. RPM	1200			
Frame	140			
Enclosure	TEFC			
Construction	TFR			
Voltage	230/460 V			
Frequency	60 Hz			
Design	B			
LR Code letter	K			
Service Factor	1.15			
Temp Rise @ FL	42 °C			
Duty	CONT			
Ambient	40 °C			
Elevation	1,000 feet			
Rotor/Shaft wk ²	0.14 Lb-Ft ²			
Ref Wdg	T63681 FR			
Sound Pressure @ 1M	0 dBA			
VFD Rating	NONE			
Outline Dwg	028848-750			
Conn. Diag	005010.15			
Additional Specifications:				
0				
0				
EQUIV CKT (OHMS / PHASE)				
R1	R2	X1	X2	Xm
0.0000	0.0000	0.0000	0.0000	0.0000



Speed - Torque Curve



EC Declaration of Conformity

The undersigned representing
the manufacturer:

Regal Beloit America
100 East Randolph St.
Wausau, WI 54401

and the authorized representative
established within the Community:

Marathon Electric UK
6F Thistleton Road Ind. Estate
Market Overton
Oakham, Rutland LE15 7PP UK

are committed to providing customers with products that comply with applicable regulations and international protocols to which they are subject, including the requirements of the European Parliament Directive on the Harmonization of the laws relating to electrical equipment designed for use within certain voltage limits (2014/35/EU).

Regal Beloit America declares that the following product(s), to which this declaration relates, are in conformity with the relevant sections of the EC standards listed below.

This statement supersedes any statements previously issued pertaining to the product(s) listed below and is subject to change without notice.

Model No : 122245.00

(Model No. may contain prefix and/or suffix characters)

Catalog No : 122245.00

Rework No : N/A

Directives :

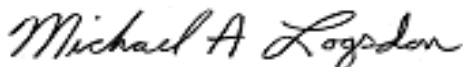
Low Voltage Directive 2014/35/EU

Harmonized Standards Used :

EN 60034-1: 2010 (IEC 60034-1: 2010)

EN 60034-5: 2001/A1:2007 (IEC 60034-5: 2000/A1:2006)

Authorized Representative:



Michael A. Logsdon
Vice President, Technology

Authorized Representative in the Community:



Julian Clark
Marketing Engineer

Created on 09/01/2022

CE 22