

Display devices (rail-mounted module) KERN CE Hx




Fig. shows KERN CE HSA



Super compact display device (rail-mounted module) for installation in switch cabinets

Features

- Compact display unit for recording weighing data using strain gauge load cells, e.g. in industrial applications
- Due to its small size, it is particularly space-saving to install in switch cabinets
- Thanks to the many interface variants, the modules can be ideally integrated into existing infrastructures and systems
- The modules can be used either individually or as a Buslink system with a total of up to 332 DIN rail modules
- The configuration of the module can be carried out conveniently via a connected PC with the suitable software (Download see web)
- Bright LED display for optical control and settings
- Time-saving G-Cal™ (Geographic Calibration) technology for fast and accurate calibration without weights conveniently over a network or the Internet worldwide
- Convenient communication via remote devices
- Backup and restore function via USB port

- Can handle various industrial protocols such as Ethernet IP, Modbus TCP, Modbus RTU, FINS, PROFIBUS DP and PROFINET (according to model)
- Extremely high measurement frequency possible, up to 1600 data records/s
- Internal resolution 24 Bit

Technical data

- 7 segment LED display, digit height 7,62 mm
- Dimensions W×D×H 120×101×23 mm
- Power supply 18-32 Vdc; 4 W max.
- Load cell power supply 5 Vdc
- Sensitivity 0,1 µV/d
- Adjustable nominal sensitivity: 1; 1.5; 2; 2.5; 3 mV/V
- Input voltage Unipolar @3mV/V: -1 mV to +16 mV
- Input voltage Bipolar @3mV/V: -16 mV to +16 mV
- Max. load cell impedance: 1200Ω
- Min. load cell impedance: 43,75 Ω
- Max. no. of load cells 350 Ω: 8

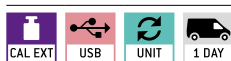
- Max. no. of load cells 1000 Ω: 22
- Max. number of d: 10.000
- Display steps: 1, 2, 5, 10, 20, 50, 100, 200
- Permissible ambient temperature -10 °C/40°C

Accessories

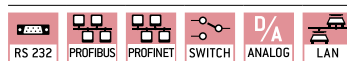
- Mains adapter for voltage supply to the KERN CE, can be fitted on the DIN rail, KERN CE HSS
- Large display with superior display size, KERN YKD-A02
- For further accessories, such as load and load cells, torque sensors and weighing platforms (strain gauge based only) from the SAUTER and KERN range, see internet
- Further accessories such as DIN rail, housing as well as individual assembly, configuration, adjustment, etc. on request

Note: Models also available with verification approval, please enquire

STANDARD



OPTION



Model	Communication/Interfaces	Digital I/O	Analog output
KERN			
CE HSA*	USB	-	0/4-20/24mA
CE HSAIO	USB	3 input/4 output	0/4-20/24mA
CE HSE*	USB, Ethernet	3 input/4 output	-
CE HSP*	USB, PROFIBUS	3 input/4 output	-
CE HSR*	USB, RS232/422	3 input/4 output	-
CE HSN	USB, PROFINET	3 input/4 output	-

New model

* ONLY WHILE STOCKS LAST



Adjusting program (CAL):
For quick setting of the instrument's accuracy. External adjusting weight required



Calibration block:
Standard for adjusting or correcting the measuring device



Peak hold function:
Capturing a peak value within a measuring process



Scan mode:
Continuous capture and display of measurements



Push and Pull:
The measuring device can capture tension and compression forces



Length measurement:
Captures the geometric dimensions of a test object or the movement during a test process



Focus function:
Increases the measuring accuracy of a device within a defined measuring range



Internal memory:
To save measurements in the device memory



Data interface RS-232:
Bidirectional, for connection of printer and PC



Profibus:
For transmitting data, e.g. between scales, measuring cells, controllers and peripheral devices over long distances. Suitable for safe, fast, fault-tolerant data transmission. Less susceptible to magnetic interference.



Profinet:
Enables efficient data exchange between decentralised peripheral devices (balances, measuring cells, measuring instruments etc.) and a control unit (controller). Especially advantageous when exchanging complex measured values, device, diagnostic and process information. Savings potential through shorter commissioning times and device integration possible



Data interface USB:
To connect the measuring instrument to a printer, PC or other peripheral devices



Bluetooth* data interface:
To transfer data from the balance/measuring instrument to a printer, PC or other peripherals



WLAN data interface:
To transfer data from the balance/measuring instrument to a printer, PC or other peripherals



Data interface Infrared:
To transfer data from the measuring instrument to a printer, PC or other peripheral devices



Control outputs (optocoupler, digital I/O):
To connect relays, signal lamps, valves, etc.



Analogue interface:
To connect a suitable peripheral device for analogue processing of the measurements



Analogue output:
For output of an electrical signal depending on the load (e.g. voltage 0 V - 10 V or current 4 mA - 20 mA)



Statistics:
Using the saved values, the device calculates statistical data, such as average value, standard deviation etc.



PC Software:
To transfer the measurement data from the device to a PC



Printer:
A printer can be connected to the device to print out the measurement data



Network interface:
For connecting the scale/measuring instrument to an Ethernet network



KERN Communication Protocol (KCP):
It is a standardized interface command set for KERN balances and other instruments, which allows retrieving and controlling all relevant parameters and functions of the device. KERN devices featuring KCP are thus easily integrated with computers, industrial controllers and other digital systems



GLP/ISO record keeping:
Of measurement data with date, time and serial number. Only with SAUTER printers



Measuring units:
Weighing units can be switched to e.g. non-metric. Please refer to website for more details



Measuring with tolerance range (limit-setting function):
Upper and lower limiting can be programmed individually. The process is supported by an audible or visual signal, see the relevant model



Protection against dust and water splashes IPxx:
The type of protection is shown in the pictogram cf. DIN EN 60529:2000-09, IEC 60529:1989+A1:1999+A2:2013



ZERO:
Resets the display to "0"



Battery operation:
Ready for battery operation. The battery type is specified for each device



Rechargeable battery pack:
Rechargeable set



Plug-in power supply:
230V/50Hz in standard version for EU. On request GB, AUS or USA version available



Integrated power supply unit:
Integrated, 230V/50Hz in EU. More standards e.g. GB, AUS or USA on request



Motorised drive:
The mechanical movement is carried out by an electric motor



Motorised drive:
The mechanical movement is carried out by a synchronous motor (stepper)



Fast-Move:
The total length of travel can be covered by a single lever movement



Verification possible:
Models with type approval for construction of verifiable systems



DAkKS calibration possible:
The time required for DAkKS calibration is shown in days in the pictogram



Factory calibration:
The time required for factory calibration is specified in the pictogram



Package shipment:
The time required for internal shipping preparations is shown in days in the pictogram



Pallet shipment:
The time required for internal shipping preparations is shown in days in the pictogram

*The Bluetooth® word mark and logos are registered trademarks owned by Bluetooth SIG, Inc. and any use of such marks by KERN & SOHN GmbH is under license. Other trademarks and trade names are those of their respective owners.