MODEL	CFM AT STATIC PRESSURE SHOWN STATIC PRESSURE (INCHES OF WATER) 0.2	0.4	0.6	0.8	1	1.2	1.4	1.6	1.8	2	2.2	2.4	2.6	NAME-PLATE CFM	VOLTS	FREQ.	NO. OF SPEEDS	RPM@ FREE AIR	AMPS@ FREE AIR	BRNG
A064	–	66	65	64	58	48	25	–	–	–	–	–	–	64	115	60	1	2400	0.65	SLV
A079	85	81	77	73	65	51	22	–	–	–	–	–	–	89	115	60	1	2200	1.1	SLV
A080	78	75	72	68	63	60	47	–	–	–	–	–	–	80	115	60	1	2100	1.1	SLV
A090	86	84	78	73	66	57	24	–	–	–	–	–	–	90	115	60	1	2300	1.1	SLV
A118	112	110	106	102	97	90	83	73	60	39	22	18	10	118	115	60	1	2600	1.8	SLV
B24220	–	140	130	120	110	45	22	–	–	–	–	–	–	135	115	50/60	1	2600	1.3	SLV
A1200	1260/1065	1240/1060	1200/1050	1150/1000	1075/950	1000/900	925/800	800/675	200/200	–	–	–	–	1200	115/230	60	2	1500/1400	8-6.8/4-3.4	SLV

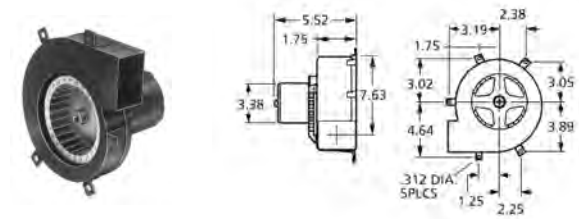

A064

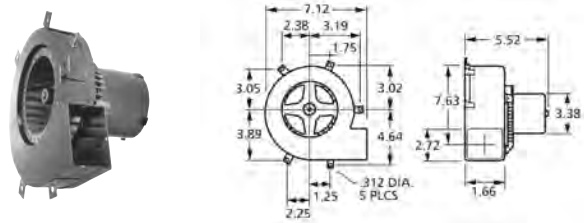

A079

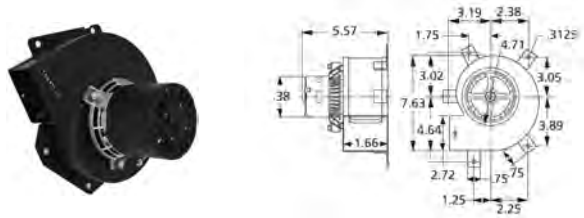

A080

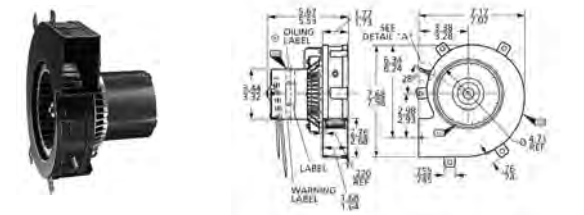

A090

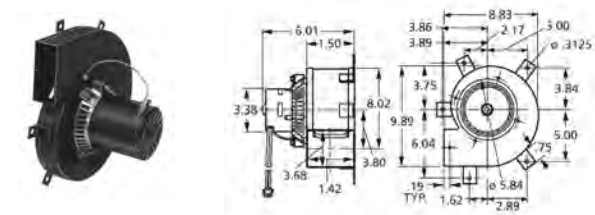

A118

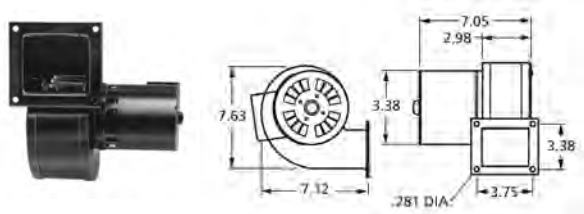

B24220

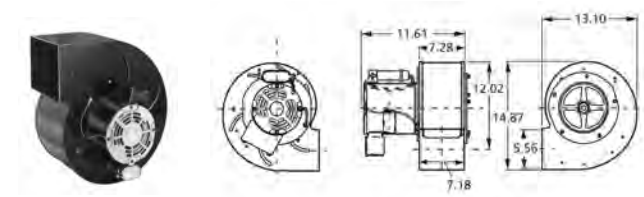

A1200

Thermally protected • UL recognized • CSA or ULc certified

NOTE: *Rotation is determined by looking at shaft end. Shaft length is measured from motor face.*