

PRODUCT SPECIFICATIONS

Enhanced Filtered Bottle Filling Station & Bi-Level ADA Cooler Midnight Black PFOA/PFOS/Lead Reduction Drop Down Wrapper. Chilling Capacity of 8.0 GPH (gallons per hour) of 50° F drinking water, based on 80° F inlet water and 90° F ambient, per ASHRAE 18 testing. Features shall include Quick Filter Change, Antimicrobial*, Automatic Filter Status Reset, Energy Savings, Filtered, Green Ticker™, Hands Free, Laminar Flow, Real Drain, Visual Filter Monitor. Furnished with Flexi-Guard® Safety Bubbler. Electronic Bottle Filler Sensor with Electronic Front and Side Bubbler Pushbar activation. Product shall be Wall Mount (On Wall), for Indoor applications, serving 2 station(s). Unit shall be certified to UL 399 and CAN/CSA C22.2 No. 120.



Special Features:	Quick Filter Change, Antimicrobial, Automatic Filter Status Reset, Energy Savings, Filtered, Green Ticker™, Hands Free, Laminar Flow, Real Drain, Visual Filter Monitor
Finish:	Midnight Black (BK)
Power:	115V/60Hz
Bubbler Style:	Flexi-Guard® Safety Bubbler
Activation by:	Electronic Bottle Filler Sensor with Electronic Front and Side Bubbler Pushbar
Mounting Type:	Wall Mount (On Wall)
Chilling Capacity*:	8.0 GPH
Full Load Amps	5
Rated Watts:	370
Dimensions (L x W x H):	36-3/4" x 19" x 39-1/2"
Approx. Shipping Weight:	104 lbs.
Installation Location:	Indoor
No. of Stations Served:	2

*Based on 80° F inlet water & 90° F ambient air temp for 50° F chilled drinking water.

Special Note: Requires accessory VERSATILEBFKIT to move the bottle filler to the left side. Requires accessory VERSATILEBFKIT to move the bottle filler to the left side. New One-Box Packaging

- Visual Filter Monitor: LED filter status indicator alerts to needed filter changes.
- Automatic Filter Recognition: FillSafe™ recognition recognizes new filter and updates LED light back to blue.
- PFOA/PFOS Filter Included: Filter is tested and certified to NSF/ANSI 42, 53, 372 and 401 for the reduction of PFOA and PFOS (two prevalent PFAS chemicals), lead, microplastics, Class 1 particulate, cysts, and chlorine taste and odor. 2,250 gallon capacity or 1 year after installation.
- Energy-savings mode reduces energy consumption.

PART: _____ QTY: _____
 PROJECT: _____
 CONTACT: _____
 DATE: _____
 NOTES: _____
 APPROVAL: _____

Additional Finishes: Arctic White (A)
Stainless Steel (S)

Included with Product: Bottle Filler,
Water Cooler,
Filter

Ships in one box.

A Century of Tradition and Quality. For more than 100 years, Elkay has been making innovative products and providing exceptional customer care. We take pride in offering plumbing products that make life easier, inspire change and leave the world a better place.



PRODUCT COMPLIANCE

- ADA & ICC A117.1
- ASME A112.19.3/CSA B45.4
- CAN/CSA C22.2 No. 120
- FCC & ISED
- NSF/ANSI 42, 53, 61 (Q≤1), 372 (lead free), & 401
- UL 399



This Zurn Elkay product has a certified Environmental Product Declaration (EPD) that complies with an independently verified life cycle assessment (LCA). Visit [Product Declarations and Certifications](#) for more information.



Complies with ADA & ICC A117.1 accessibility requirements when installed according to the requirements outlined in these standards. Installation may require additional components and/or construction features to be fully compliant. Consult the local Authority Having Jurisdiction if necessary.

[Installation Instructions \(PDF\) - 200002208](#)

5 Year Limited Warranty on the refrigeration system of the unit. Electrical components and water system are warranted for 12 months from date of installation. **Warranty pertains to drinking water applications only. Non-drinking water applications are not covered under warranty.**

[Warranty \(PDF\)](#)

In keeping with our policy of continuing product improvement, Elkay reserves the right to change product specifications without notice. Please visit [elkay.com](#) for the most current version of Elkay product specification sheets. This specification describes an Elkay product with design, quality, and functional benefits to the user. When making a comparison of other producers' offerings, be certain these features are not overlooked.

- **Faster Filter Changes:** Quick filter change wrapper provides easy access to filter from the front and side of cooler for efficient filter changes in under a minute.
- **LED lighting:** Low-energy LED light encourages use, assists with filling dark bottles and illuminates in dark hallways.
- **Fill rate is 1.1 GPM:** Laminar flow provides clean fill with minimal splash. Real drain system eliminates standing water in basin.

*Antimicrobial claims are in reference to components manufactured antimicrobial agents, helping to provide clean, stain- and odor-free surfaces.

COOLING SYSTEM

- **Compressor:** Hermetically-sealed, reciprocating type, single phase. Sealed-in lifetime lubrication.
- **Condenser:** Fan cooled, copper tube with aluminum fins. Fan motor is permanently lubricated.
- **Cooling Unit:** Combination tube-tank type. Continuous copper tubing with is fully insulated with EPS foam that meets UL requirements for self-extinguishing material.
- **Refrigerant Control:** Refrigerant R-134a is controlled by accurately calibrated capillary tube.
- **Temperature Control:** Easily accessible enclosed adjustable thermostat is factory preset. Requires no adjustment other than for altitude requirements.

Optional Accessories		
71300C	WaterSentry® PFOA/PFOS (PFAS) + Lead + Microplastics NSF/ANSI Certified 2250 Gal 12 Month Filter Spec Sheet (PDF)	
LKAPREZM	Cane Apron for EZ Midnight Black Spec Sheet (PDF)	
MLP200	In-wall Carrier for Bi-level On-wall Bottle Fillers Coolers & Fountains Spec Sheet (PDF)	
100004920	Stainless Steel Back Panel for Bi-Level EZ Bottle Filling Station Spec Sheet (PDF)	

In keeping with our policy of continuing product improvement, Elkay reserves the right to change product specifications without notice. Please visit elkay.com for the most current version of Elkay product specification sheets. This specification describes an Elkay product with design, quality, and functional benefits to the user. When making a comparison of other producers' offerings, be certain these features are not overlooked.

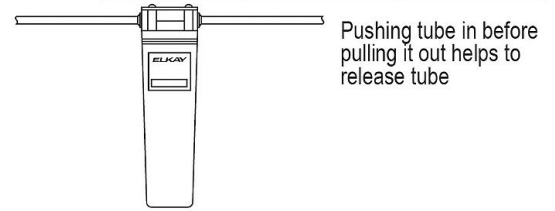
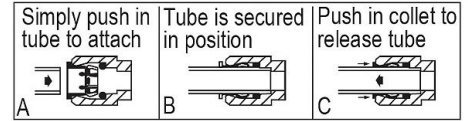
IMPORTANT! INSTALLER PLEASE NOTE :

This water cooler has been designed and built to provide water to the user which has not been altered by materials in the cooler waterways. The grounding of electrical equipment such as telephone, computer, etc. to water lines is a common procedure. The grounding may be in the building but may also occur away from the building. This grounding can cause electrical feedback into a water cooler creating an electrolysis which creates a metallic taste or causes an increase in the metal content of the water. This condition is avoidable by installing the cooler using the proper materials as shown below.

NOTICE

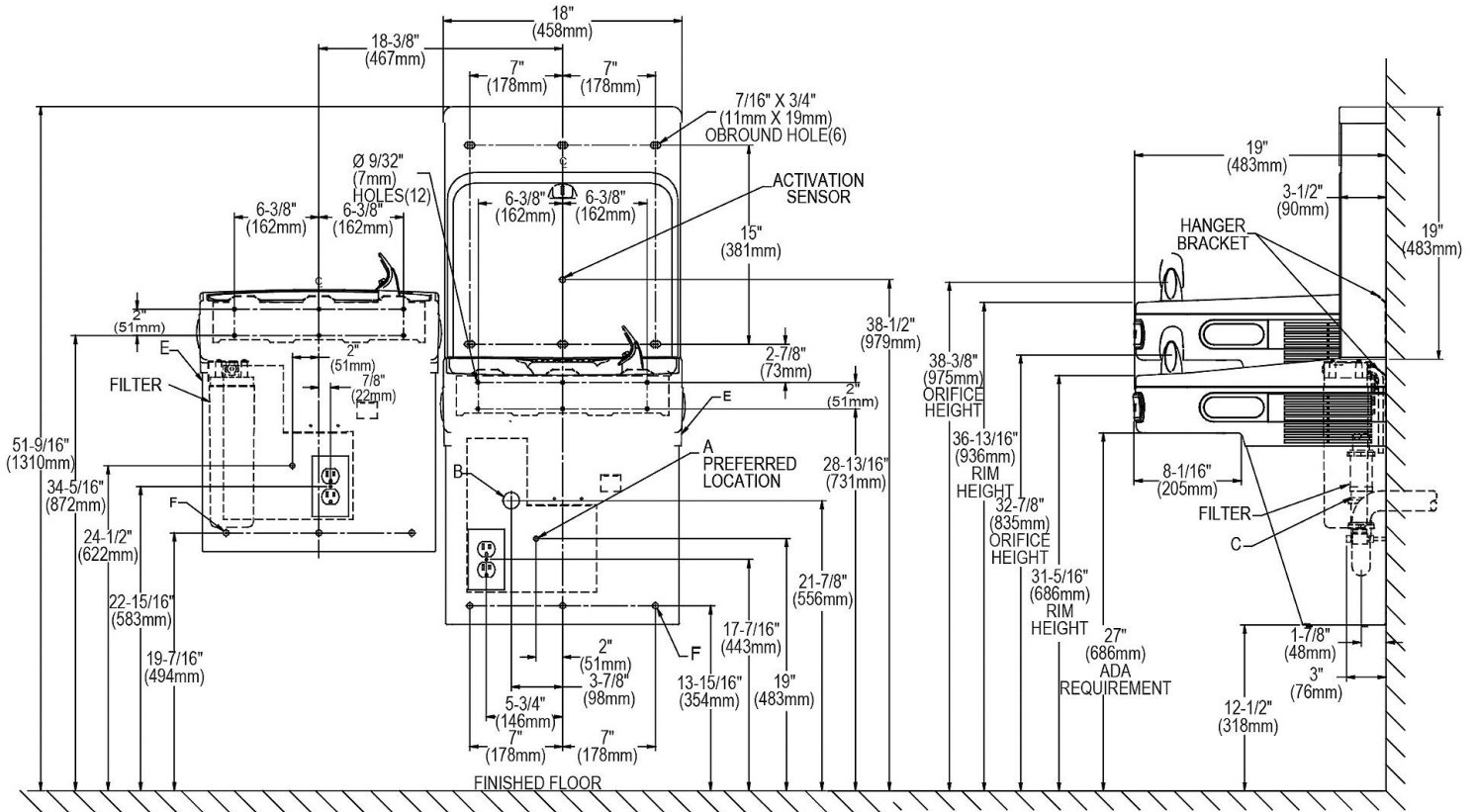
This water cooler must be connected to the water supply using a dielectric coupling. The cooler is furnished with a non-metallic strainer which meets this requirement. The drain trap which is provided by the installer should also be plastic to completely isolate the cooler from the building plumbing system. Bottle filler unit on bracket attached to wall by 6 holes (as shown). Water and electrical will connect through pre-punched hole in basin.

OPERATION OF QUICK CONNECT FITTINGS



WaterSentry[®] Plus Filter System

Standard Hi-Low Installation Instructions



REDUCE HEIGHT BY 3 INCHES FOR INSTALLATION OF CHILDRENS ADA COOLER

LEGEND:

- A = Recommended Water Supply location. Shut-off Valve (not furnished) to accept 3/8" O.D. unplated copper tube. Up to 3" (76mm) maximum out from wall.
 - B = Recommended Waste Outlet location. To accommodate 1-1/2" nominal drain. Drain stub 2" (51mm) out from wall.
 - C = 1-1/2" Trap (not furnished).
 - D = Electrical Supply (3) Wire Recessed Box Duplex Outlet.
 - E = Insure proper ventilation by maintaining 6" (152mm) minimum clearance from cabinet louvers to wall.
 - F = 7/16" (11mm) Bolt Holes for fastening to wall.
- Note : New Installations Must Use Ground Fault Circuit Interrupter (GFCI).

In keeping with our policy of continuing product improvement, Elkay reserves the right to change product specifications without notice. Please visit elkay.com for the most current version of Elkay product specification sheets. This specification describes an Elkay product with design, quality, and functional benefits to the user. When making a comparison of other producers' offerings, be certain these features are not overlooked.

IMPORTANT! INSTALLER PLEASE NOTE :

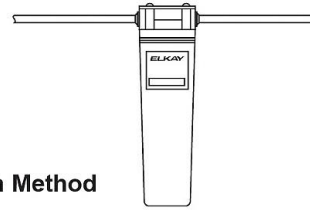
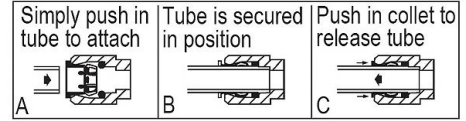
This water cooler has been designed and built to provide water to the user which has not been altered by materials in the cooler waterways. The grounding of electrical equipment such as telephone, computer, etc. to water lines is a common procedure. The grounding may be in the building but may also occur away from the building. This grounding can cause electrical feedback into a water cooler creating an electrolysis which creates a metallic taste or causes an increase in the metal content of the water. This condition is avoidable by installing the cooler using the proper materials as shown below.

NOTICE

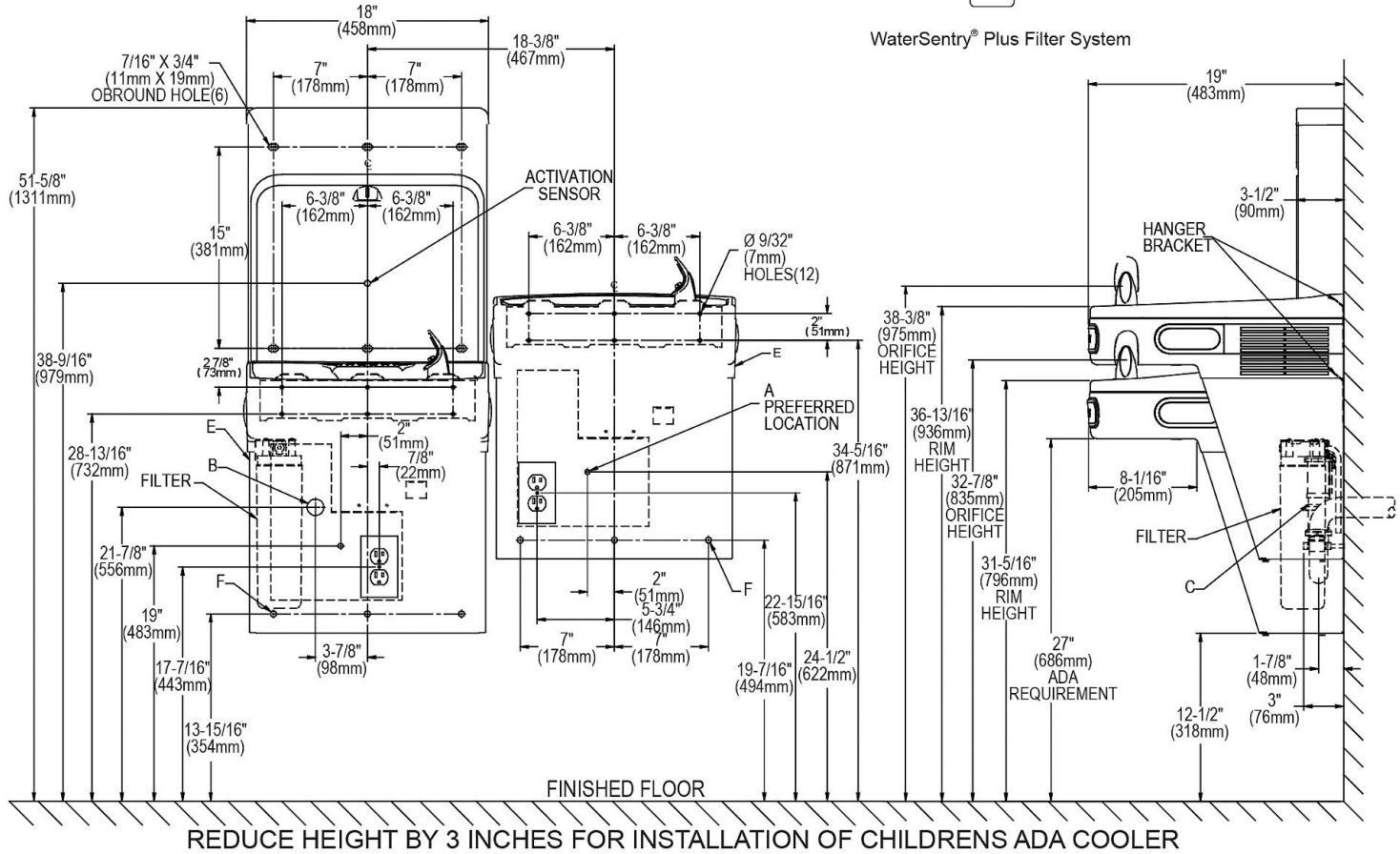
This water cooler must be connected to the water supply using a dielectric coupling. The cooler is furnished with a non-metallic strainer which meets this requirement. The drain trap which is provided by the installer should also be plastic to completely isolate the cooler from the building plumbing system.
Bottle filler unit on bracket attached to wall by 6 holes (as shown). Water and electrical will connect through pre-punched hole in basin.

Optional Reverse (Hi-Low) Installation Method

OPERATION OF QUICK CONNECT FITTINGS



Pushing tube in before pulling it out helps to release tube



LEGEND:

- A = Recommended Water Supply location. Shut-off Valve (not furnished) to accept 3/8" O.D. unplated copper tube. Up to 3" (76mm) maximum out from wall.
 - B = Recommended Waste Outlet location. To accommodate 1-1/2" nominal drain. Drain stub 2" (51mm) out from wall.
 - C = 1-1/2" Trap (not furnished).
 - D = Electrical Supply (3) Wire Recessed Box Duplex Outlet.
 - E = Insure proper ventilation by maintaining 6" (152mm) minimum clearance from cabinet louvers to wall.
 - F = 7/16" (11mm) Bolt Holes for fastening to wall.
- Note : New Installations Must Use Ground Fault Circuit Interrupter (GFCI).

In keeping with our policy of continuing product improvement, Elkay reserves the right to change product specifications without notice. Please visit elkay.com for the most current version of Elkay product specification sheets. This specification describes an Elkay product with design, quality, and functional benefits to the user. When making a comparison of other producers' offerings, be certain these features are not overlooked.