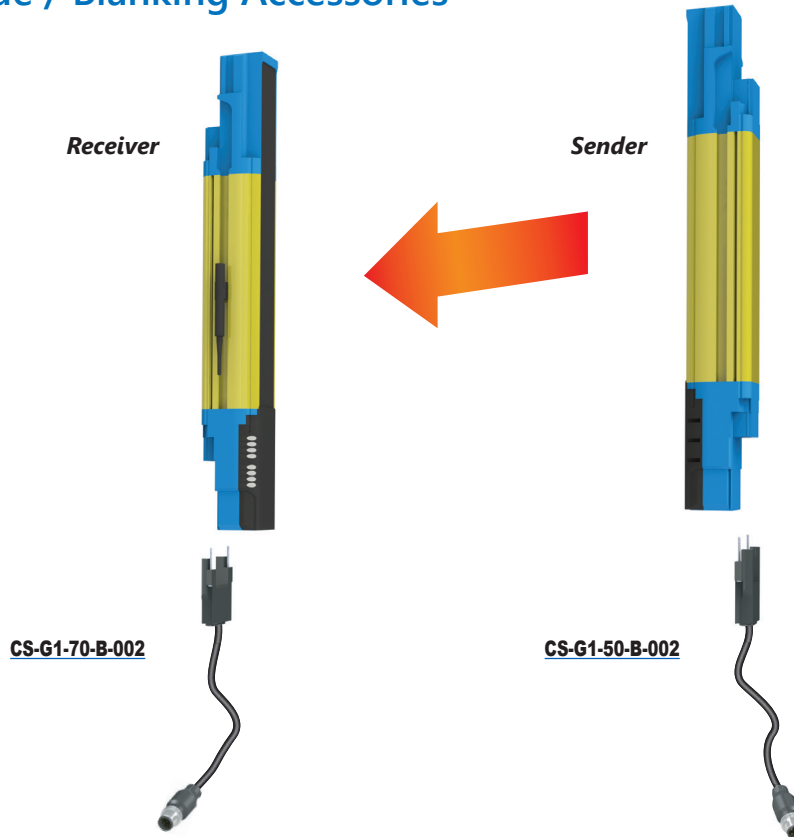



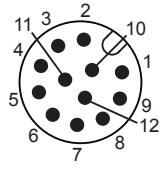
Datalogic Safety Light Curtains

Advanced Series Accessories

Basic Mode / Blanking Accessories



Pigtail Cable Blanking Configuration for Receiver (CS-G1-70-B-002)

	M12 12-pin:																								
		<table border="1"> <tr><td>1.</td><td>24V (brown)</td></tr> <tr><td>2.</td><td>0V (blue)</td></tr> <tr><td>3.</td><td>Reset / Restart / Align (white)</td></tr> <tr><td>4.</td><td>Teach In (green)</td></tr> <tr><td>5.</td><td>OSSD2 (pink)</td></tr> <tr><td>6.</td><td>EDM (yellow)</td></tr> <tr><td>7.</td><td>N.C. (black)</td></tr> <tr><td>8.</td><td>OSSD1 (gray)</td></tr> <tr><td>9.</td><td>Tolerance (red)</td></tr> <tr><td>10.</td><td>Lamp (violet)</td></tr> <tr><td>11.</td><td>N.C. (gray / pink)</td></tr> <tr><td>12.</td><td>Earth (red / blue)</td></tr> </table>	1.	24V (brown)	2.	0V (blue)	3.	Reset / Restart / Align (white)	4.	Teach In (green)	5.	OSSD2 (pink)	6.	EDM (yellow)	7.	N.C. (black)	8.	OSSD1 (gray)	9.	Tolerance (red)	10.	Lamp (violet)	11.	N.C. (gray / pink)	12.
1.	24V (brown)																								
2.	0V (blue)																								
3.	Reset / Restart / Align (white)																								
4.	Teach In (green)																								
5.	OSSD2 (pink)																								
6.	EDM (yellow)																								
7.	N.C. (black)																								
8.	OSSD1 (gray)																								
9.	Tolerance (red)																								
10.	Lamp (violet)																								
11.	N.C. (gray / pink)																								
12.	Earth (red / blue)																								

Pigtail Cable for Sender (CS-G1-70-B-002)

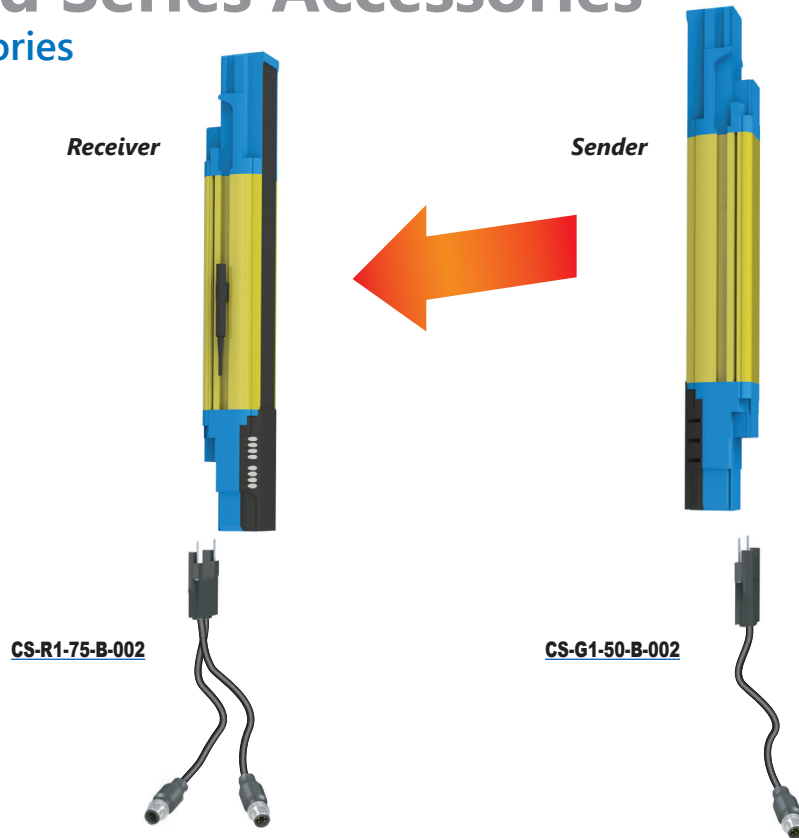
	M12 5-pin:										
		<table border="1"> <tr><td>1.</td><td>24V (brown)</td></tr> <tr><td>2.</td><td>Test (white)</td></tr> <tr><td>3.</td><td>0V (blue)</td></tr> <tr><td>4.</td><td>Earth (black)</td></tr> <tr><td>5.</td><td>Not Used (gray)</td></tr> </table>	1.	24V (brown)	2.	Test (white)	3.	0V (blue)	4.	Earth (black)	5.
1.	24V (brown)										
2.	Test (white)										
3.	0V (blue)										
4.	Earth (black)										
5.	Not Used (gray)										

Note: Confirm the specific color to each pinout based on the cable used during installation.


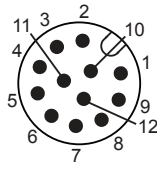
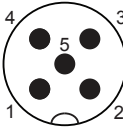
Datalogic Safety Light Curtains

Advanced Series Accessories


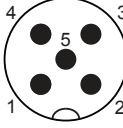
Muting Accessories



Pigtail Cable Muting Configuration for Receiver (CS-R1-75-B-002)

	M12 12-pin:																								
		<table border="1"> <tr><td>1.</td><td>24V (brown)</td></tr> <tr><td>2.</td><td>0V (blue)</td></tr> <tr><td>3.</td><td>Reset / Restart / Align (white)</td></tr> <tr><td>4.</td><td>Teach In (green)</td></tr> <tr><td>5.</td><td>OSSD2 (pink)</td></tr> <tr><td>6.</td><td>EDM (yellow)</td></tr> <tr><td>7.</td><td>N.C. (black)</td></tr> <tr><td>8.</td><td>OSSD1 (gray)</td></tr> <tr><td>9.</td><td>Tolerance (red)</td></tr> <tr><td>10.</td><td>Lamp (violet)</td></tr> <tr><td>11.</td><td>N.C. (gray / pink)</td></tr> <tr><td>12.</td><td>Earth (red / blue)</td></tr> </table>	1.	24V (brown)	2.	0V (blue)	3.	Reset / Restart / Align (white)	4.	Teach In (green)	5.	OSSD2 (pink)	6.	EDM (yellow)	7.	N.C. (black)	8.	OSSD1 (gray)	9.	Tolerance (red)	10.	Lamp (violet)	11.	N.C. (gray / pink)	12.
1.	24V (brown)																								
2.	0V (blue)																								
3.	Reset / Restart / Align (white)																								
4.	Teach In (green)																								
5.	OSSD2 (pink)																								
6.	EDM (yellow)																								
7.	N.C. (black)																								
8.	OSSD1 (gray)																								
9.	Tolerance (red)																								
10.	Lamp (violet)																								
11.	N.C. (gray / pink)																								
12.	Earth (red / blue)																								
	M12 5-pin:																								
		<table border="1"> <tr><td>1.</td><td>24V (brown)</td></tr> <tr><td>2.</td><td>Muting2 (white)</td></tr> <tr><td>3.</td><td>0V (blue)</td></tr> <tr><td>4.</td><td>Muting1 (black)</td></tr> <tr><td>5.</td><td>N.C. (gray)</td></tr> </table>	1.	24V (brown)	2.	Muting2 (white)	3.	0V (blue)	4.	Muting1 (black)	5.	N.C. (gray)													
1.	24V (brown)																								
2.	Muting2 (white)																								
3.	0V (blue)																								
4.	Muting1 (black)																								
5.	N.C. (gray)																								

Pigtail Cable for Sender (CS-G1-50-B-002)

	M12 5-pin:										
		<table border="1"> <tr><td>1.</td><td>24V (brown)</td></tr> <tr><td>2.</td><td>Test (white)</td></tr> <tr><td>3.</td><td>0V (blue)</td></tr> <tr><td>4.</td><td>Earth (black)</td></tr> <tr><td>5.</td><td>Not Used (gray)</td></tr> </table>	1.	24V (brown)	2.	Test (white)	3.	0V (blue)	4.	Earth (black)	5.
1.	24V (brown)										
2.	Test (white)										
3.	0V (blue)										
4.	Earth (black)										
5.	Not Used (gray)										

Note: Confirm the specific color to each pinout based on the cable used during installation.

Datalogic Safety Light Curtains

Advanced Series Accessories

Safety Light Curtains Cables		
Part Number	Price	Description
<u>CS-R1-75-B-002</u>	\$30.00	Datalogic cable, muting, PVC jacket, 0.2 m cable length, 18-pin proprietary to 5-pin M12 male quick-disconnect to 12-pin M12 male quick-disconnect
<u>CS-G1-70-B-002</u>	\$23.50	Datalogic cable, blanking, PVC jacket, 0.2 m cable length, 18-pin proprietary to 12-pin M12 male quick-disconnect
<u>CS-G1-50-B-002</u>	\$23.50	Datalogic cable, emitter, PVC jacket, 0.2 m cable length, 18-pin proprietary to 5-pin M12 male quick-disconnect
<u>CS-F1-80-B-0005</u>	\$20.00	Datalogic cable, cascading, PVC jacket, 0.05 m cable length, 18-pin proprietary to 18-pin proprietary
<u>CS-F1-80-B-005</u>	\$20.00	Datalogic cable, cascading, PVC jacket, 0.5 m cable length, 18-pin proprietary to 18-pin proprietary
<u>CS-F1-80-B-01</u>	\$21.50	Datalogic cable, cascading, PVC jacket, 1m cable length, 18-pin proprietary to 18-pin proprietary



CS-R1-75-B-002



CS-G1-70-B-002



CS-G1-50-B-002



CS-F1-80-B-0005



CS-F1-80-B-005



CS-F1-80-B-01

Safety Products



Warning: Safety products sold by AutomationDirect are Safety components only. The purchaser/installer is solely responsible for the application of these components and ensuring all necessary steps have been taken to assure each application and use meets all performance and applicable safety requirements and/or local, national and/or international safety codes as required by the application. AutomationDirect cannot certify that our products, used solely or in conjunction with other AutomationDirect or other vendors' products, will assure safety for any application. Any person using or applying any products sold by AutomationDirect is responsible for learning the safety requirements for their individual application and applying them, and therefore assumes all risks, and accepts full and complete responsibility, for the selection and suitability of the product for their respective application.

AutomationDirect does not provide design or consulting services, and cannot advise whether any specific application or use of our products would ensure compliance with the safety requirements for any application.