

SS 100, 1125 & 1175 SERIES STAINLESS STEEL HAND CRANK & MOTORIZED HOSE REELS



COXREELS® SS Series "Stainless Steel" hand crank hose reels have similar features to their related series, but are constructed of high quality electro-polished stainless steel with stainless steel fluid paths. They offer clean, non-corrosive performance in applications that require it, such as food and chemical processing, marinas, and anywhere that rust, corrosion and contamination thrive.

SS 100 SERIES - Hand Crank

| LESS HOSE | | | | | | | SIZE INDEX |
|---------------------|------|--------|-----|------|------------|----------|------------|
| MODEL | I.D. | O.D. | FT. | PSI | APRX. LBS. | | |
| 112-4-75-SS | 1/2" | 7/8" | 75 | 4000 | 21 | 1 | |
| 117-4-225-SS | 1/2" | 7/8" | 225 | 4000 | 31 | 2 | |
| 117-5-100-SS | 3/4" | 1 1/4" | 100 | 4000 | 36 | 3 | |

SS100 Series is only available in SS finish

SS 1125 SERIES - Hand Crank & Motor Driven

| LESS HOSE | | | | | | | | | | SIZE INDEX |
|---------------------|--------------|--------|-----|--------------------------------|------|-----|-----------------------------|-------|------------|------------|
| MODEL | STANDARD CAP | | | OPTIONAL CAP. Reducer required | | | INLET SWIVEL & OUTLET RISER | PSI | APRX. LBS. | |
| | I.D. | O.D. | FT. | I.D. | O.D. | FT. | | | | |
| 1125-4-100-X | 1/2" | 7/8" | 100 | 3/8" | 3/4" | 140 | 1/2" F NPT | 3,000 | 36 | 4 |
| 1125-4-200-X | 1/2" | 7/8" | 200 | 3/8" | 3/4" | 300 | 1/2" F NPT | 3,000 | 39 | 5 |
| 1125-5-100-X | 3/4" | 1 1/4" | 100 | 1/2" | 7/8" | 200 | 3/4" F NPT | 3,000 | 42 | 6 |
| 1125-5-200-X | 3/4" | 1 1/4" | 200 | 1/2" | 7/8" | 450 | 3/4" F NPT | 3,000 | 55 | 7 |

↳ Designate either SP or SS for choice of finish

SS 1175 SERIES - Hand Crank & Motor Driven

| LESS HOSE | | | | | | | | | | SIZE INDEX |
|---------------------|--------------|---------|-----|--------------------------------|--------|-----|-----------------------------|-------|------------|------------|
| MODEL | STANDARD CAP | | | OPTIONAL CAP. Reducer required | | | INLET SWIVEL & OUTLET RISER | PSI | APRX. LBS. | |
| | I.D. | O.D. | FT. | I.D. | O.D. | FT. | | | | |
| 1175-6-100-X | 1" | 1 7/16" | 100 | 3/4" | 1 1/4" | 150 | 1" F NPT | 3,000 | 70 | 8 |
| 1175-6-200-X | 1" | 1 7/16" | 200 | 3/4" | 1 1/4" | 300 | 1" F NPT | 3,000 | 83 | 9 |

↳ Designate either SP or SS for choice of finish

SS SERIES - HAND CRANK / MOTORIZED :: REEL SPECIFICATIONS

SWIVEL

- Non-corrosive external fluid path with machined from high quality stainless steel 90° full-flow NPT swivel inlet
- Swivel Seals: NITRILE Non-Toxic Food Grade Grease

DESIGN & STRUCTURE

- Choice of stainless steel finish includes:
 - **"-SP"** Standard unpolished "as manufactured" stainless steel finish
 - **"-SS"** Electro-polished stainless steel finish
- Each of these reels is built of their standard series with their own unique features & benefits

RETRACTION

- See page 36 for 100 Series features
- See page 40 for 1125 Series features
- See page 41 for 1175 Series features

SIGNATURE FEATURES

- Professional grade heavy duty steel construction
- Durable proprietary CPC™ powder coat process
- Rolled edges & ribbed discs provide strength & safety
- Leading 2-year manufacturer's limited warranty
- Made in the U.S.A. - Sold & Supported Worldwide

POSSIBLE FIELDS OF APPLICATION

- Corrosive Environments
- Hygienic Environments
- Fire Suppression
- Medical Services
- Marine/Docks/Offshore
- Manufacturing Plants & Facilities
- Pulp & Paper Plants
- Food & Chemical Processing Plants
- Bottling Plants
- Dairies
- Meat Packing
- Grocery Stores
- Restaurants & Commercial Kitchens
- Water Treatment & Supply
- Petrochemical
- Food Grade Washdown

ACCESSORIZE YOUR REEL :: PG 50

- O-Rings & Swivels
- Roller Brackets
- Stacking Brackets
- Hoses
- Assorted Reel Accessories

MOTOR OPTIONS

When ordering, suffix the model number with selection below. *Add 5 lbs to ship weight if reel is crated

| SUFFIX | TYPE | DESCRIPTION | ADD ON APRX. LBS* |
|-----------|-----------------------------|--------------------------------|-------------------|
| A | AIR - #4 GAST | COMP. AIR MOTOR | 8 |
| E | ELEC. - 12V DC | 1/3 HP REV. REV. TYPE | 13 |
| EB | ELEC. - 24V DC | 1/2 HP REV. REV. TYPE | 26 |
| ED | ELEC. - EXPL. PRF. - 12V DC | 1/2 HP REV. REV. TYPE | 26 |
| EA | ELEC. - EXPL. PRF. | 115V 1/2 HP REV., AC REV. TYPE | 26 |
| H | HYDRAULIC | END PORTED 9/16-18 UNF REV. | 6 |
| C | FRONT HAND CRANK | BEVEL GEARED CRANK | 3 |

REEL DIMENSIONS

Technical Data Sheets Available On Website

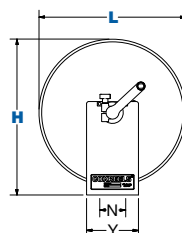
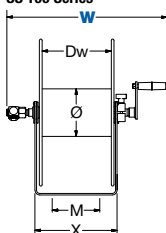
| SIZE INDEX | W | | | H | | L | X | Y | | Ø | Dw |
|------------|---------|---------|------------|---------|---------|---------|---------|---------|---------|---------|---------|
| | CRANK | ELEC. | AIR / HYD. | CRANK | ELEC. | | | CRANK | ELEC. | | |
| 1 | 22 3/4" | - | - | 13" | - | 12" | 14" | 6" | - | 5 1/2" | 12 1/2" |
| 2 | 22 3/4" | - | - | 18" | - | 17" | 14" | 6" | - | 5 1/2" | 12 1/2" |
| 3 | 23 1/4" | - | - | 18" | - | 17" | 14" | 6" | - | 5 1/2" | 12 1/2" |
| 4 | 19 1/2" | 19 3/4" | 17" | 18 3/4" | 19 1/4" | 17 5/8" | 11 3/8" | 15 3/8" | 16" | 6 1/4" | 6" |
| 5 | 25 1/2" | 25 3/4" | 23" | 18 3/4" | 19 1/4" | 17 5/8" | 17 3/8" | 15 3/8" | 16" | 6 1/4" | 12" |
| 6 | 26 3/4" | 26" | 23 3/8" | 18 3/4" | 19 1/4" | 17 5/8" | 17 3/8" | 15 3/8" | 16" | 6 1/4" | 12" |
| 7 | 38 3/4" | 38" | 35 3/8" | 18 3/4" | 19 1/4" | 17 5/8" | 29 3/8" | 15 3/8" | 16" | 6 1/4" | 24" |
| 8 | 28 1/8" | 26" | 24 1/2" | 26 1/8" | 26 1/8" | 24" | 17" | 20 1/8" | 20 1/8" | 10 1/2" | 11 1/2" |
| 9 | 36 5/8" | 34 1/2" | 33" | 26 1/8" | 26 1/8" | 24" | 25 1/2" | 20 1/8" | 20 1/8" | 10 1/2" | 20" |

Overall Dimensions

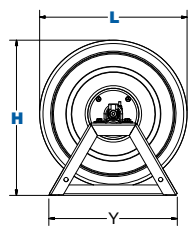
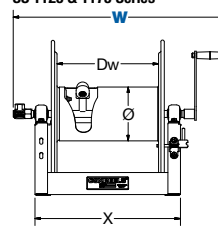
Base

Drum

SS 100 Series



SS 1125 & 1175 Series



MOTORIZED
HAND CRANK