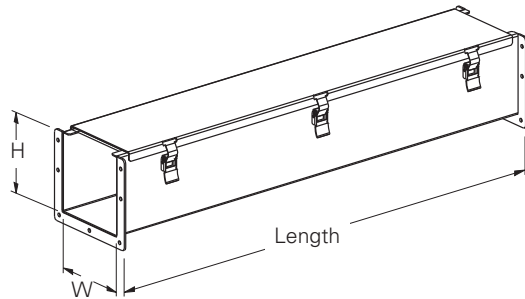


Lay-In Wireway Type 12

Illustration Sheet and Catalog Number



Straight Section

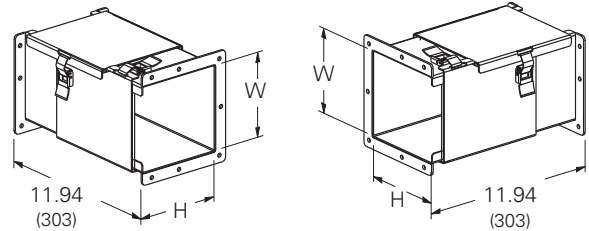
- Includes (1) sealing plate kit

Catalog Number	Size	H		W	
		in.	mm	in.	mm
22(*)-12LW	2.5 x 2.5	2.50	64	2.50	64
44(*)-12LW	4 x 4	4.00	102	4.00	102
66(*)-12LW	6 x 6	6.00	152	6.00	152
88(*)-12LW	8 x 8	8.00	203	8.00	203
126(*)-12LW	12 x 6	6.00	152	12.00	305

(*) Insert for length **04** = 4", **06** = 6", **12** = 12", **24** = 24", **36** = 36", **48** = 48", **60** = 60", **120** = 120".

For	Actual Length	
	in.	mm
4	3.94	100
6	5.94	151
12	11.94	303
24	23.94	608
36	35.94	913
48	47.94	1218
60	59.94	1522
120	119.94	3046

Subclass: D90



Transposition Wireway Sections

Clockwise (C)

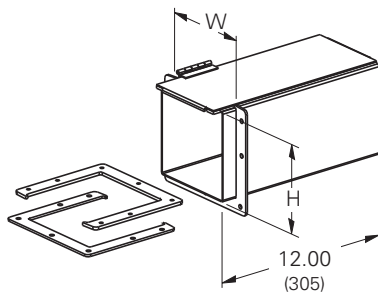
- Includes (1) sealing plate kit

Counterclockwise (CC)

- Includes (1) sealing plate kit

Catalog Number	Size	H		W	
		in.	mm	in.	mm
22-12LTS(*)	2.5 x 2.5	2.50	64	2.50	64
44-12LTS(*)	4 x 4	4.00	102	4.00	102
66-12LTS(*)	6 x 6	6.00	152	6.00	152
88-12LTS(*)	8 x 8	8.00	203	8.00	203

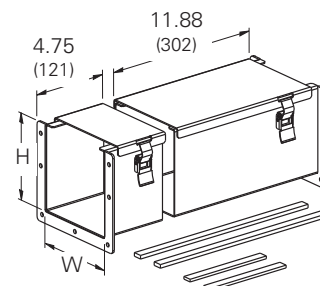
(*) Insert **C** for Clockwise
Insert **CC** for Counterclockwise



Telescopic Fitting, Lay-In

- Adjustable length from 1" to 7"
- Includes hardware
- No cutting or welding required

Catalog Number	Size	H		W	
		in.	mm	in.	mm
22-12LTF	2.5 x 2.5	2.32	59	2.32	59
44-12LTF	4 x 4	3.82	97	3.82	97
66-12LTF	6 x 6	5.82	148	5.82	148
88-12LTF	8 x 8	7.82	199	7.82	199
126-12LTF	12 x 6	5.82	148	11.82	300



Cut-Off Fitting, Lay-In

- Includes (1) sealing plate kit
- Shorten body and cover to desired length and weld together, 9.50" minimum length

Catalog Number	Size	H		W	
		in.	mm	in.	mm
22-12LCF	2.5 x 2.5	2.50	64	2.50	64
44-12LCF	4 x 4	4.00	102	4.00	102
66-12LCF	6 x 6	6.00	152	6.00	152
88-12LCF	8 x 8	8.00	203	8.00	203
126-12LCF	12 x 6	6.00	152	12.00	305

Notes: Dimensions are in inches. Millimeters shown are for reference only. Data subject to change without notice.