

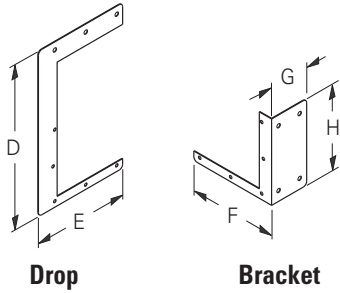
## Feed-Through Wireway Type 4X

### Illustration Sheet and Catalog Number

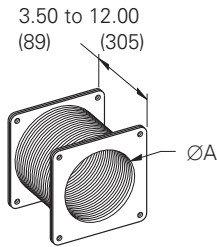
### Subclass: Z70

#### Wireway Hangers

- Includes wireway to bracket mounting hardware
- Anchors not included



Catalog Number Drop	Catalog Number Bracket	Size	D in. mm	E in. mm	F in. mm	G in. mm	H in. mm
44-4XSDH	44-4XSBH	4 x 4	12.00 305	6.00 152	6.25 159	3.62 92	6.00 152
66-4XSDH	66-4XSBH	6 x 6	16.00 406	8.25 210	8.50 216	3.62 92	8.00 203

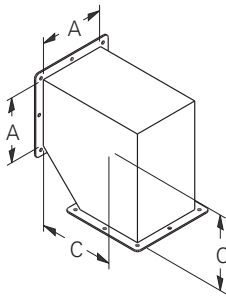


#### Flexible Fitting

- Isolates wireway from shock or vibration and compensates for misalignment. 90° maximum angle. Hypalon bellow with steel flanges.

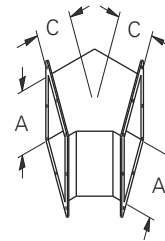
Catalog Number	Size	ØA in. mm
44-4XSFFF *	4 x 4	4.00 102
66-4XSFFF *	6 x 6	6.00 152

\* Not UL or CSA Listed fitting.



#### 90° Elbow

- Includes (1) gasket & hardware

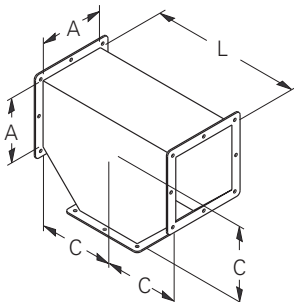


#### 45° Elbow

- Includes (1) gasket & hardware

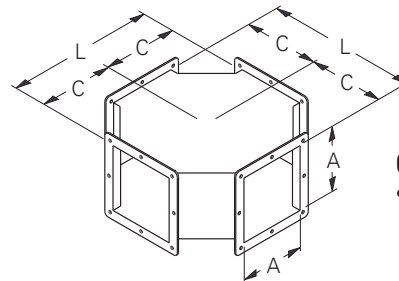
Catalog Number	Size	A in. mm	C in. mm
44-4XSFE9	4 x 4	4.00 102	6.00 152
66-4XSFE9	6 x 6	6.00 152	7.00 178

Catalog Number	Size	A in. mm	C in. mm
44-4XSFE45	4 x 4	4.00 102	2.77 70
66-4XSFE45	6 x 6	6.00 152	3.18 81



#### Tee

- Includes (2) gaskets & hardware



#### Cross

- Includes (3) gaskets & hardware

Catalog Number	Size	A in. mm	C in. mm	L in. mm
44-4XSFT	4 x 4	4.00 102	6.00 152	12.00 305
66-4XSFT	6 x 6	6.00 152	7.00 178	14.00 356

Catalog Number	Size	A in. mm	C in. mm	L in. mm
44-4XSFC	4 x 4	4.00 102	6.00 152	12.00 305
66-4XSFC	6 x 6	6.00 152	7.00 178	14.00 356

**Notes:** 'C' dimensions are from intersection of center lines. All dimensions are to inside surfaces. Allow .12" (3mm) for flange gasket when joining pieces. Flange holes are .28" dia. (7mm). Flange radii are .37" (9mm). Dimensions are in inches. Millimeters shown are for reference only. Data subject to change without notice.