Customer information packet

VEUHM3558T

2/1.5KWHP, 1760 1/MINRPM, 3PH, 60HZ, 145TC, 3
Class - None
Division - Not Applicable

Copyright © All product information within this document is subject to ABB Motors and Mechanical Inc. copyright © protection, unless otherwise noted.
6/9/2025 4:42:50 AM

Specifications

Enclosure	TEFC
Frame	145TC
Frame Material	Steel
Frequency	60.00 Hz
Haz Area Class and Group	None
Haz Area Division	Not Applicable
Motor Letter Type	Three Phase
Output @ Frequency	2.000 HP @ 60 HZ
Phase	3
Synchronous Speed @ Frequency	1800 RPM @ 60 HZ
Voltage @ Frequency	460.0 V @ 60 HZ 230.0 V @ 60 HZ
Agency Approvals	CE CSA EEV NEMA PREMIUM UR WEEE
Ambient Temperature	40 °C
Auxillary Box	No Auxillary Box
Auxillary Box Lead Termination	None
Base Indicator	No Mounting
Bearing Grease Type	Polyrex EM (-20F +300F)
Blower	None
Current @ Voltage	6.000 A @ 208.0 V 5.600 A @ 230.0 V 2.800 A @ 460.0 V
Design Code	B
Drip Cover	No Drip Cover
Duty Rating	CONT
Efficiency @ 100% Load	86.5 %
Electrically Isolated Bearing	Not Electrically Isolated
Feedback Device	NO FEEDBACK

Part detail

Revision	K
Type	AC
Mech. spec.	35W819
Base	
Status	PRD/A
Elec. spec.	35WGG073
Layout	35LYW819
Eff. date	09-30-2024
CD Diagram	CD0005
Poles	04
Leads	9#18 Y
Proprietary	False
Created date	07-16-2021

Front Shaft Indicator	None
Heater Indicator	No Heater
High Voltage Full Load Amps	2.8 a
Insulation Class	F
Inverter Code	Inverter Ready
KVA Code	L
Lifting Lugs	No Lifting Lugs
Locked Bearing Indicator	Locked Bearing
Motor Lead Quantity/Wire Size	9 @ 18 AWG
Motor Lead Termination	Flying Leads
Motor Standards	NEMA
Motor Type	3528M
Mounting Arrangement	F3
Number of Poles	4
Overall Length	13.29 IN
Power Factor	74
Product Family	General Purpose
Pulley End Bearing Type	Ball
Pulley Face Code	C-Face
Pulley Shaft Indicator	Standard
Rodent Screen	None
Service Factor	1.15
Shaft Diameter	0.875 IN
Shaft Ground Indicator	No Shaft Grounding
Shaft Rotation	Reversible
Shaft Slinger Indicator	No Slinger
Speed	1760 rpm
Speed Code	Single Speed
Starting Method	Direct on line
Thermal Device - Bearing	None
Thermal Device - Winding	None
Vibration Sensor Indicator	No Vibration Sensor
Winding Thermal 1	None
Winding Thermal 2	None

Nameplate

NP2934L							
CAT.NO.	VEUHM3558T						
SPEC.	35W819G073G1						
HP	2/1.5KW						
VOLTS	230/460						
AMP	5.6/2.8 IP44 IC411 22KG						
R.P.M. (1/MIN)	1760						
FRAME	145TC	**HZ**	60		**PH**	3	
SER.F.	1.15	**CODE**	K	**DES**	B	**CL**	F
NEMA-NOM-EFF	86.5	**PF**	77				
RATING	40C AMB-CONT						
CC	010A						
DE	6205	**ODE**	6203				
ENCL	TEFC	**SN**					
	IE3-87.6(75%)86.5(50%)						

AC Induction Motor Performance Data
Record # 87157
Typical performance - not guaranteed values

Winding: 35WGG073-R001 **Type:** 3528M **Enclosure:** TEFC

Nameplate Data			
Rated Output (HP)			2
Volts			230/460
Full Load Amps			5.6/2.8
R.P.M.			1760
Hz	60	**Phase**	3
NEMA Design Code	B	**KVA Code**	K
Service Factor (S.F.)			1.15
NEMA Nom. Eff.	86.5	**Power Factor**	77
Rating - Duty			40C AMB-CONT
S.F. Amps			6.3/3.15

460 V, 60 Hz: High Voltage Connection	
Full Load Torque	5.99 LB-FT
Start Configuration	direct on line
Breakdown Torque	20.5 LB-FT
Pull-up Torque	13.8 LB-FT
Locked-rotor Torque	15 LB-FT
Starting Current	22.5 A
No-load Current	1.62 A
Line-line Res. @ 25ºC	9.54 Ω
Temp. Rise @ Rated Load	64°C
Temp. Rise @ S.F. Load	77°C
Locked-rotor Power Factor	57.9
Rotor inertia	0.202 lb-ft²

Load Characteristics 460 V, 60 Hz, 2 HP

% of Rated Load	25	50	75	100	125	150	S.F.
Power Factor	35	55	68	76	81	84	80
Efficiency	78.3	85.3	86.9	86.5	85.3	83.6	86.1
Speed	1791	1782	1771	1760	1748	1734	1754
Line amperes	1.71	1.97	2.34	2.82	3.36	3.97	3.13

ABB Motors and Mechanical Inc.

WINDING # 35WGG073

2 HP 3 PH 60 HZ 1760 RPM 460 V 3528M

Typical performance - not guaranteed values.

TORQUES(LB-FT): PO=20.5 PU=13.8 LR=15 LRA=22.5

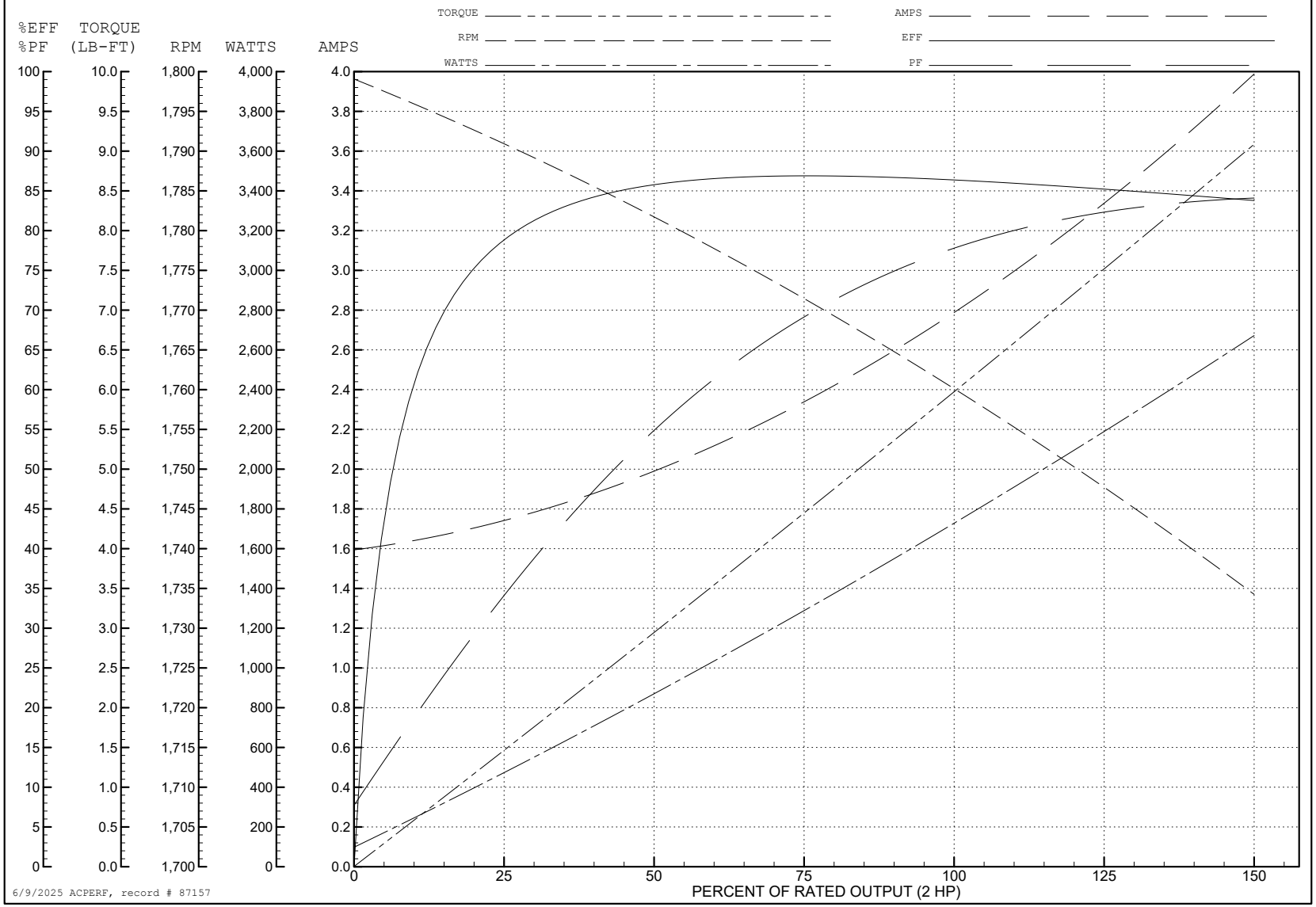

6/9/2025 ACPERF, record # 87157

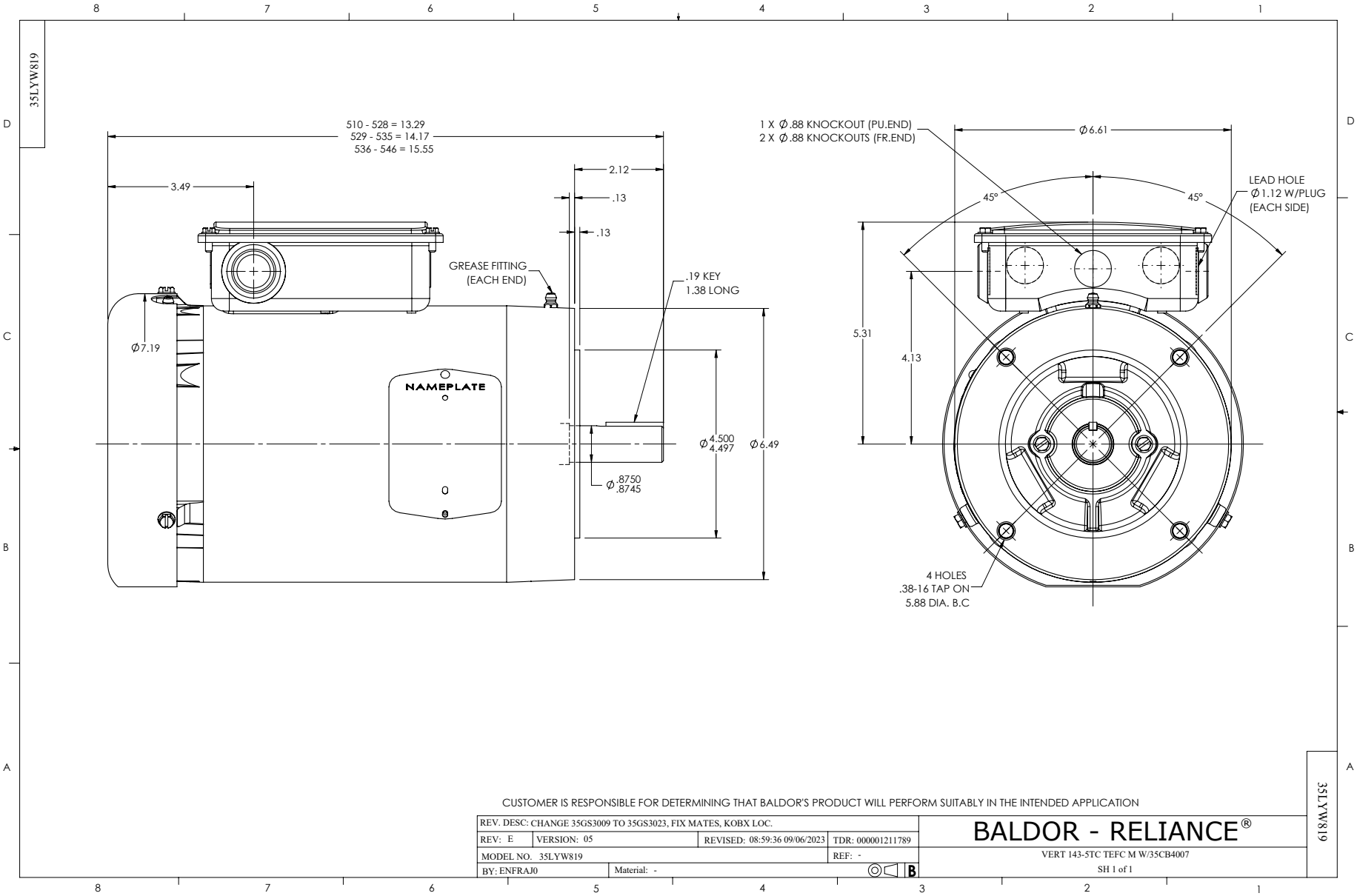
35LYW819
510 - 528 = 13.29
529 - 535 = 14.17
536 - 546 = 15.55
3.49
2.12
.13
.13
GREASE FITTING
(EACH END)
.19 KEY
1.38 LONG
Ø7.19
NAMEPLATE
Ø 4.500
4.497
Ø6.49
Ø .8750
.8745
1 X Ø .88 KNOCKOUT (PU.END)
2 X Ø .88 KNOCKOUTS (FR.END)
Ø6.61
45°
45°
LEAD HOLE
Ø1.12 W/PLUG
(EACH SIDE)
5.31
4.13
4 HOLES
.38-16 TAP ON
5.88 DIA. B.C
CUSTOMER IS RESPONSIBLE FOR DETERMINING THAT BALDOR'S PRODUCT WILL PERFORM SUITABLY IN THE INTENDED APPLICATION
REV. DESC: CHANGE 35GS3009 TO 35GS3023, FIX MATES, KOBX LOC.
REV: E
VERSION: 05
REVISED: 08:59:36 09/06/2023
TDR: 000001211789
MODEL NO. 35LYW819
REF: -
BY: ENFRAJ0
Material: -
BALDOR - RELIANCE®
VERT 143-5TC TEFC M W/35CB4007
SH 1 of 1
35LYW819

CD0005

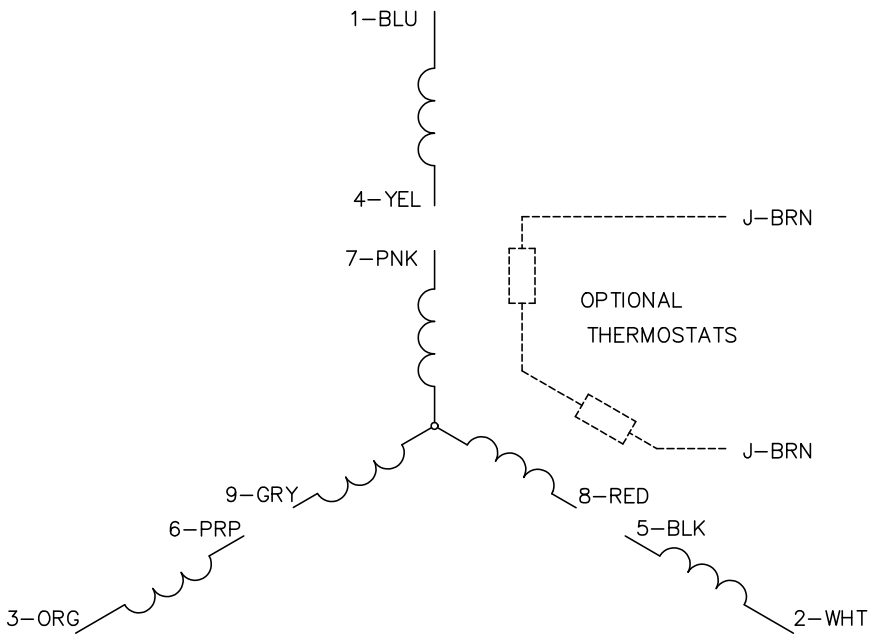

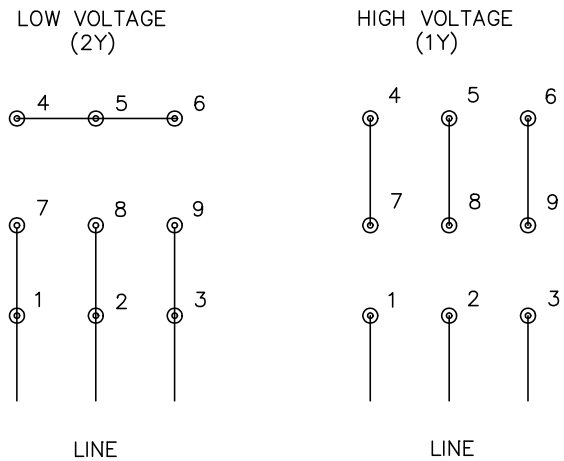

NOTES:

1. INTERCHANGE ANY TWO LINE LEADS TO REVERSE ROTATION.
2. OPTIONAL THERMOSTATS ARE PROVIDED WHEN SPECIFIED.
3. ACTUAL NUMBER OF INTERNAL PARALLEL CIRCUITS MAY BE A MULTIPLE OF THOSE SHOWN ABOVE.
4. LEAD COLORS ARE OPTIONAL. LEADS MUST ALWAYS BE NUMBERED AS SHOWN.

CD0005

REV. DESC: REVISE TO SHOW OPTIONAL COLORS			
REV. LTR: E	BY: JLP	REVISED: 01/19/99 10:15	TDR: 0171435
CD0005		FILE: AAA00005140	MDL: –
		MTL: –	

BALDOR ELECTRIC Co.

3PH, DV, 9 LEADS