Customer information packet

L3708TM

5HP, 1725RPM, 1PH, 60HZ, 213T, 3744LC, TEFC, F1
Class - None
Division - Not Applicable

Copyright © All product information within this document is subject to ABB Motors and Mechanical Inc. copyright © protection, unless otherwise noted.
6/9/2025 4:07:41 AM

Specifications

Enclosure	TEFC
Frame	213T
Frame Material	Steel
Frequency	60.00 Hz
Haz Area Class and Group	None
Haz Area Division	Not Applicable
Motor Letter Type	Cap Start, Cap Run
Output @ Frequency	5.000 HP @ 60 HZ
Phase	1
Synchronous Speed @ Frequency	1800 RPM @ 60 HZ
Voltage @ Frequency	230.0 V @ 60 HZ
Agency Approvals	UR
	CSA
Ambient Temperature	40 °C
Auxillary Box	No Auxillary Box
Auxillary Box Lead Termination	None
Base Indicator	Rigid
Bearing Grease Type	Polyrex EM (-20F +300F)
Blower	None
Current @ Voltage	21.500 A @ 230.0 V
Design Code	L
Drip Cover	No Drip Cover
Duty Rating	CONT
Efficiency @ 100% Load	82.0 %
Electrically Isolated Bearing	Not Electrically Isolated
Feedback Device	NO FEEDBACK
Front Face Code	Standard
Front Shaft Indicator	None
Heater Indicator	No Heater
High Voltage Full Load Amps	21.5 a
Insulation Class	F
Inverter Code	Not Inverter

Part detail

Revision	AY
Type	AC
Mech. spec.	37E039
Base	
Status	PRD/A
Elec. spec.	37WG0679
Layout	37LYE039
Eff. date	05-10-2024
CD Diagram	CD0002A02
Poles	04
Leads	2#12 A PH,3#14 B&J
Proprietary	False
Created date	01-01-0001

KVA Code	J
Lifting Lugs	Standard Lifting Lugs
Locked Bearing Indicator	No Locked Bearing
Motor Lead Exit	Ko Box
Motor Lead Quantity/Wire Size	2 @ 12 AWG, A PH
Motor Lead Termination	Flying Leads
Motor Standards	NEMA
Motor Type	3744LC
Mounting Arrangement	F1
Number of Poles	4
Overall Length	19.02 IN
Power Factor	87
Product Family	General Purpose
Pulley End Bearing Type	Ball
Pulley Face Code	Standard
Pulley Shaft Indicator	Standard
Rodent Screen	None
Service Factor	1.00
Shaft Diameter	1.375 IN
Shaft Extension Location	Pulley End
Shaft Ground Indicator	No Shaft Grounding
Shaft Rotation	Reversible
Shaft Slinger Indicator	No Slinger
Speed	1725 rpm
Speed Code	Single Speed
Starting Method	Direct on line
Thermal Device - Bearing	None
Thermal Device - Winding	Do Not Use
Vibration Sensor Indicator	No Vibration Sensor
Winding Thermal 1	Manual Thermal Overload
Winding Thermal 1 Location	KO
Winding Thermal 2	None

Nameplate

NP1257L									
CAT.NO.	L3708TM								
SPEC.	37E39-679								
HP	5								
VOLTS	230								
AMP	21.5								
RPM	1725								
FRAME	213T			**HZ**	60		**PH**	1	
SER.F.	1.00	**CODE**	J	**DES**	L	**CL**	F		
NEMA-NOM-EFF	82	**PF**	87						
RATING	40C AMB-CONT								
CC									
DE	6307	**ODE**	6206						
ENCL	TEFC	**SN**							

Accessories

Part number	Description	Multiplier
37-3301	C FACE KIT	P1

AC Induction Motor Performance Data
Record # 61347
Typical performance - not guaranteed values

Winding: 37WG0679-R002	**Type:** 3744LC	**Enclosure:** TEFC

Nameplate Data			**230 V, 60 Hz: Single Voltage Motor**	
Rated Output (HP)		5	**Full Load Torque**	15 LB-FT
Volts		230	**Start Configuration**	direct on line
Full Load Amps		21.5	**Breakdown Torque**	40 LB-FT
R.P.M.		1725	**Pull-up Torque**	28 LB-FT
Hz	60 **Phase**	1	**Locked-rotor Torque**	50 LB-FT
NEMA Design Code	L **KVA Code**	J	**Starting Current**	155 A
Service Factor (S.F.)		1	**No-load Current**	6.5 A
NEMA Nom. Eff.	82 **Power Factor**	87	**Line-line Res. @ 25ºC**	0.464 Ω A Ph 2.17 Ω B Ph
Rating - Duty		40C AMB-CONT	**Temp. Rise @ Rated Load**	69°C

Load Characteristics 230 V, 60 Hz, 5 HP

% of Rated Load	**25**	**50**	**75**	**100**	**125**	**150**
Power Factor	68	83	89	91	91	90
Efficiency	69.2	80	82.9	83	81.5	78.6
Speed	1787	1775	1761	1745	1727	1702
Line amperes	8.6	12.2	16.5	21.6	27.3	34.3

ABB Motors and Mechanical Inc.

WINDING # 37WG0679

Typical performance - not guaranteed values.

5 HP 1 PH 60 HZ 1725 RPM 230 V 3744LC

TORQUES(LB-FT): PO=40 PU=28 LR=50 LRA=155

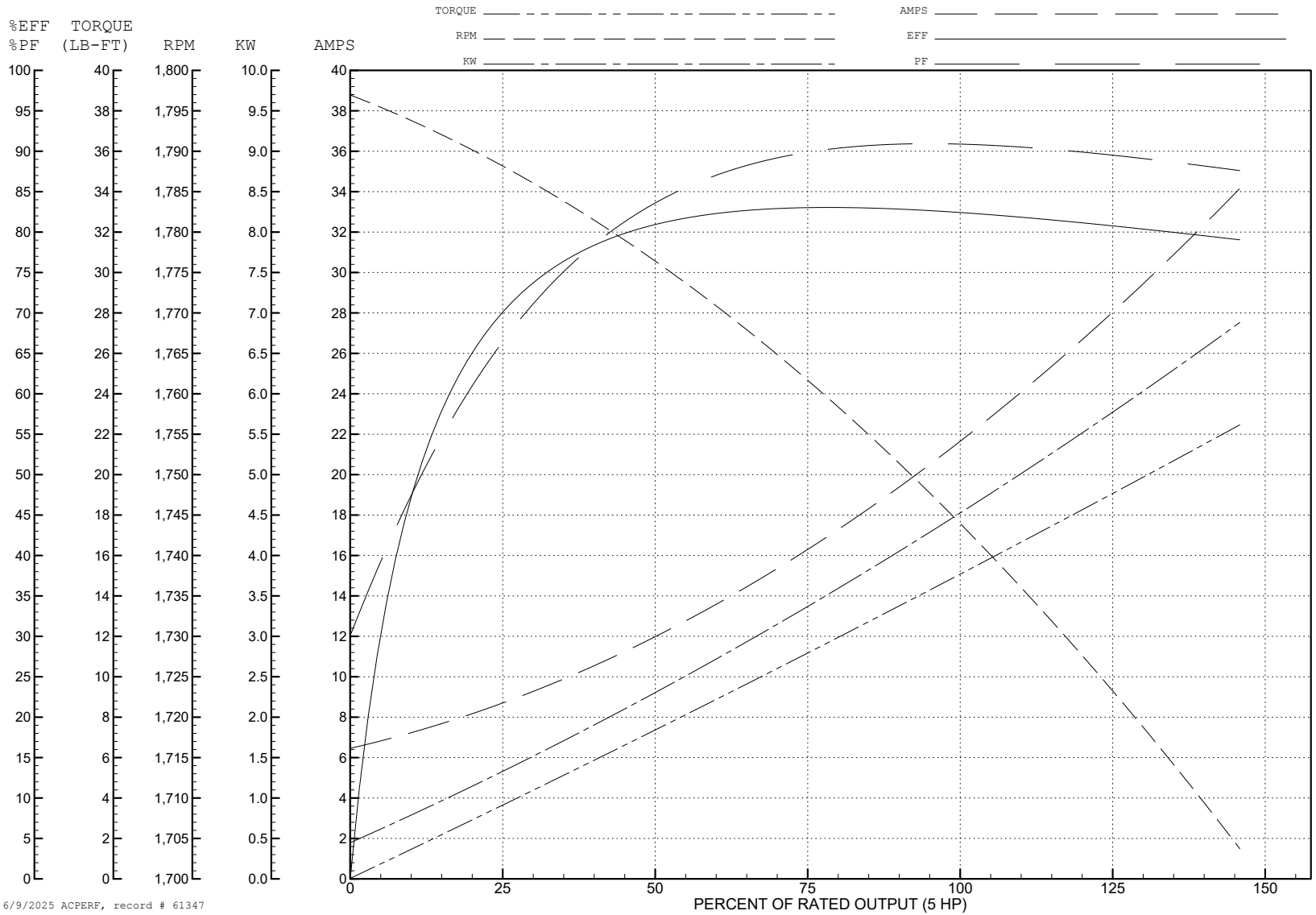

6/9/2025 ACPERF, record # 61347

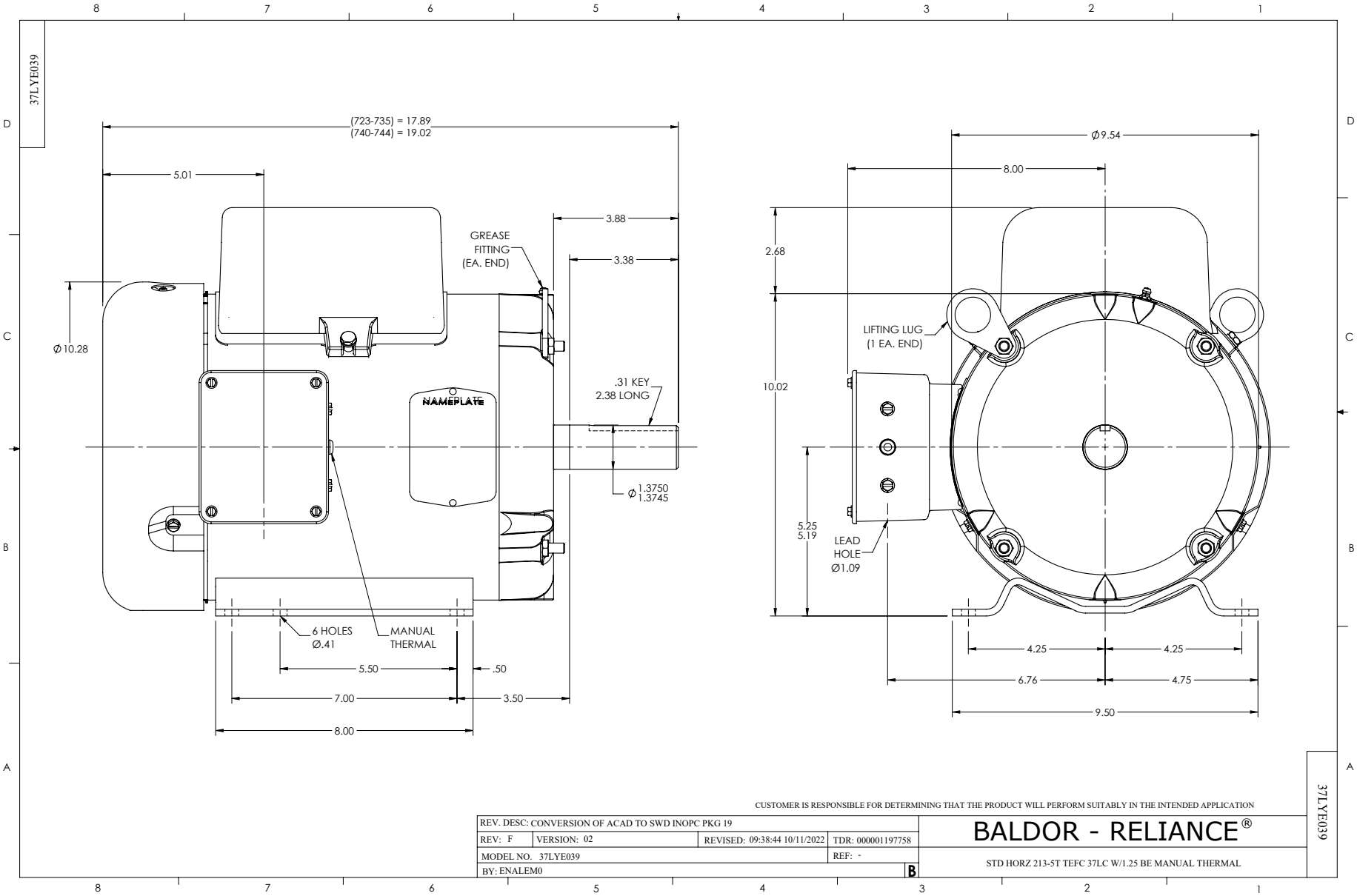
37LYE039
(723-735) = 17.89
(740-744) = 19.02
5.01
3.88
3.38
GREASE FITTING (EA. END)
Ø10.28
NAMEPLATE
.31 KEY
2.38 LONG
Ø 1.3750
1.3745
6 HOLES
Ø.41
MANUAL THERMAL
5.50
.50
7.00
3.50
8.00
Ø9.54
8.00
2.68
LIFTING LUG
(1 EA. END)
10.02
5.25
5.19
LEAD HOLE
Ø1.09
4.25
4.25
6.76
4.75
9.50
CUSTOMER IS RESPONSIBLE FOR DETERMINING THAT THE PRODUCT WILL PERFORM SUITABLY IN THE INTENDED APPLICATION
REV. DESC: CONVERSION OF ACAD TO SWD INOPC PKG 19
REV: F
VERSION: 02
REVISED: 09:38:44 10/11/2022
TDR: 000001197758
MODEL NO. 37LYE039
REF: -
BY: ENALEM0
B
BALDOR - RELIANCE®
STD HORZ 213-5T TEFC 37LC W/1.25 BE MANUAL THERMAL
37LYE039

CD0002A02

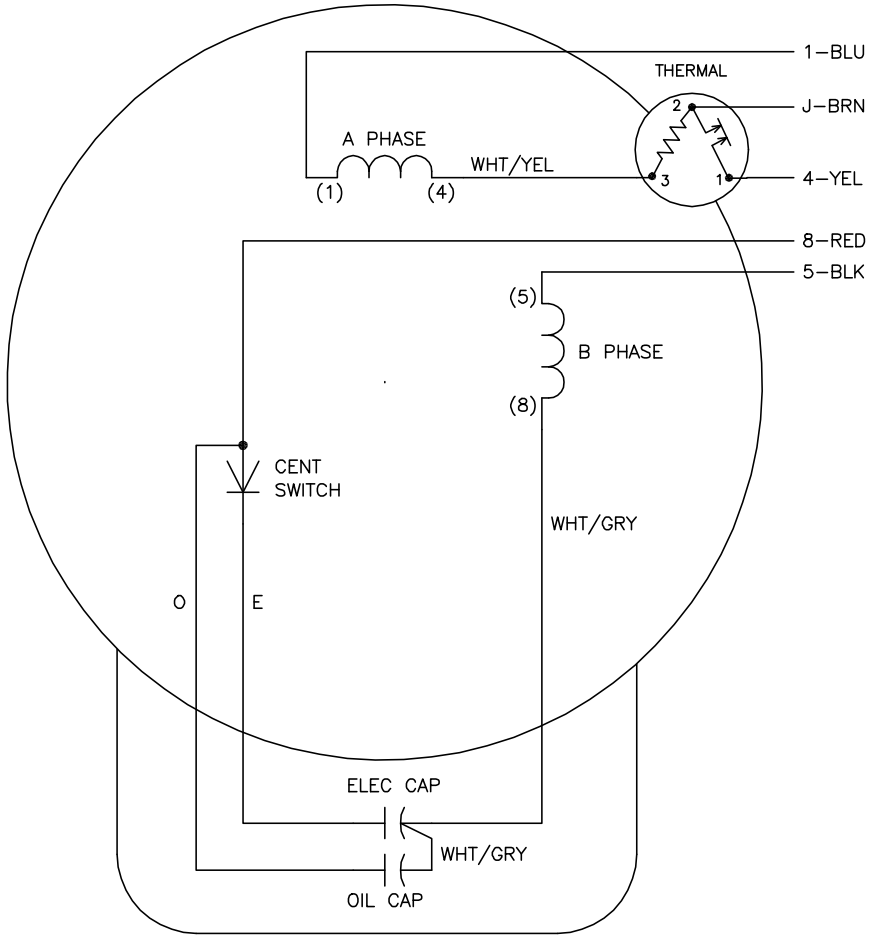

	LINE A	LINE B	JOIN
STD	1,8	4	J,5
OPP	1,5	4	J,8

NOTES:

1. STANDARD ROTATION IS CCW FACING END OPPOSITE SHAFT EXTENSION.
2. MULTIPLE CAPACITORS ARE CONNECTED IN PARALLEL UNLESS OTHERWISE SPECIFIED.
3. LEAD COLORS ARE OPTIONAL. LEADS MUST ALWAYS BE NUMBERED AS SHOWN.

REV. DESC: REMOVE 2–TERMINAL THERMAL DETAIL, SEE CD0002A04			BALDOR ELECTRIC Co.
REV. LTR: D	VERSION: 01	TDR: 000000360649	
CD0002A02	FILE: \AAA\00007\520	REVISED: 17:11:40 04/15/2005	TYPE LC, SV, REV, THERMAL, 5 LEADS
	MTL: –	BY: ENJOEP0	

CD0002A02