Customer information packet

EM3313T

10HP, 1770RPM, 3PH, 60HZ, 215T, 3742M, OPSB, F1
Class - None
Division - Not Applicable

Copyright © All product information within this document is subject to ABB Motors and Mechanical Inc. copyright © protection, unless otherwise noted.
6/9/2025 4:30:06 AM

Specifications

Enclosure	OPSB
Frame	215T
Frame Material	Steel
Frequency	60.00 Hz
Haz Area Class and Group	None
Haz Area Division	Not Applicable
Motor Letter Type	Three Phase
Output @ Frequency	10.000 HP @ 60 HZ
Phase	3
Synchronous Speed @ Frequency	1800 RPM @ 60 HZ
Voltage @ Frequency	230.0 V @ 60 HZ 460.0 V @ 60 HZ
Agency Approvals	CSA EEV NEMA PREMIUM NEMA_PREMIUM UR
Ambient Temperature	40 °C
Auxillary Box	No Auxillary Box
Auxillary Box Lead Termination	None
Base Indicator	Rigid
Bearing Grease Type	Polyrex EM (-20F +300F)
Blower	None
Current @ Voltage	26.400 A @ 208.0 V 25.000 A @ 230.0 V 12.500 A @ 460.0 V
Design Code	B
Drip Cover	No Drip Cover
Duty Rating	CONT
Efficiency @ 100% Load	91.7 %
Electrically Isolated Bearing	Not Electrically Isolated
Feedback Device	NO FEEDBACK
Front Shaft Indicator	None

Part detail

Revision	F
Type	AC
Mech. spec.	37F614
Base	
Status	PRD/A
Elec. spec.	37WGL868
Layout	37LYF614
Eff. date	06-11-2024
CD Diagram	CD0005
Poles	04
Leads	9#14
Proprietary	False
Created date	11-11-2020

Heater Indicator	No Heater
High Voltage Full Load Amps	12.5 a
Insulation Class	F
Inverter Code	Inverter Ready
KVA Code	H
Lifting Lugs	Standard Lifting Lugs
Locked Bearing Indicator	No Locked Bearing
Motor Lead Quantity/Wire Size	9 @ 14 AWG
Motor Lead Termination	Flying Leads
Motor Standards	NEMA
Motor Type	3742M
Mounting Arrangement	F1
Number of Poles	4
Overall Length	17.45 IN
Power Factor	82
Product Family	General Purpose
Pulley End Bearing Type	Ball
Pulley Face Code	Standard
Pulley Shaft Indicator	Standard
Rodent Screen	None
RoHS Status	ROHS COMPLIANT
Service Factor	1.15
Shaft Diameter	1.375 IN
Shaft Ground Indicator	No Shaft Grounding
Shaft Rotation	Reversible
Shaft Slinger Indicator	No Slinger
Speed	1770 rpm
Speed Code	Single Speed
Starting Method	Direct on line
Thermal Device - Bearing	None
Thermal Device - Winding	None
Vibration Sensor Indicator	No Vibration Sensor
Winding Thermal 1	None
Winding Thermal 2	None

Nameplate

NP3553LUA										
CAT.NO.	EM3313T									
SPEC.	37F614L868									
HP	10									
VOLTS	230/460									
AMPS	25/12.5									
RPM	1770									
FRAME	215T		**HZ**	60			**PH**	3		
SF	1.15	**CODE**	H	**DES**	B	**CLASS**		F		
NEMA NOM. EFF	91.7	**PF**	82							
RATING	40C AMB-CONT									
CC	010A									
ENCL	OPSB	**SN**								
DE	6307		**ODE**	6206						
VPWM INVERTER READY										
CT30-60(2:1) VT3-60(20:1)										
USABLE AT	50HZ 7.5HP 190/380V 23.4/11.7A									SF1.0

Accessories

Part number	Description	Multiplier
37-1404	C FACE KIT	A8

AC Induction Motor Performance Data
Record # 85454
Preliminary Data Sheet

Winding: 37WGL868-RXXX	**Type:** 3742M	**Enclosure:** OPSB

Nameplate Data			
Rated Output (HP)			10
Volts			230/460
Full Load Amps			25.0/12.5
R.P.M.			1770
Hz	60	**Phase**	3
NEMA Design Code	B	**KVA Code**	H
Service Factor (S.F.)			1.15
NEMA Nom. Eff.	91.7	**Power Factor**	82
Rating - Duty			40C AMB-CONT
S.F. Amps			28.0/14.0

460 V, 60 Hz: High Voltage Connection	
Full Load Torque	29.8 LB-FT
Start Configuration	direct on line
Breakdown Torque	101 LB-FT
Pull-up Torque	44.9 LB-FT
Locked-rotor Torque	56 LB-FT
Starting Current	88.6 A
No-load Current	5.31 A
Line-line Res. @ 25ºC	1.18 Ω
Temp. Rise @ Rated Load	35°C
Temp. Rise @ S.F. Load	44°C
Locked-rotor Power Factor	42.6
Rotor inertia	1.03 lb-ft²

Load Characteristics 460 V, 60 Hz, 10 HP

% of Rated Load	**25**	**50**	**75**	**100**	**125**	**150**	**S.F.**
Power Factor	45	67	77	82	84	85	84
Efficiency	86.7	91.3	92.1	91.7	90.9	89.6	91.1
Speed	1792	1785	1777	1769	1760	1750	1762
Line amperes	6.04	7.69	9.84	12.4	15.3	18.4	14.1

ABB Motors and Mechanical Inc.

WINDING # 37WGL868

10 HP 3 PH 60 HZ 1770 RPM 460 V 3742M

Typical performance - not guaranteed values.

TORQUES(LB-FT): PO=101 PU=44.9 LR=56 LRA=88.6

TORQUE

RPM

KW

AMPS

EFF

PF

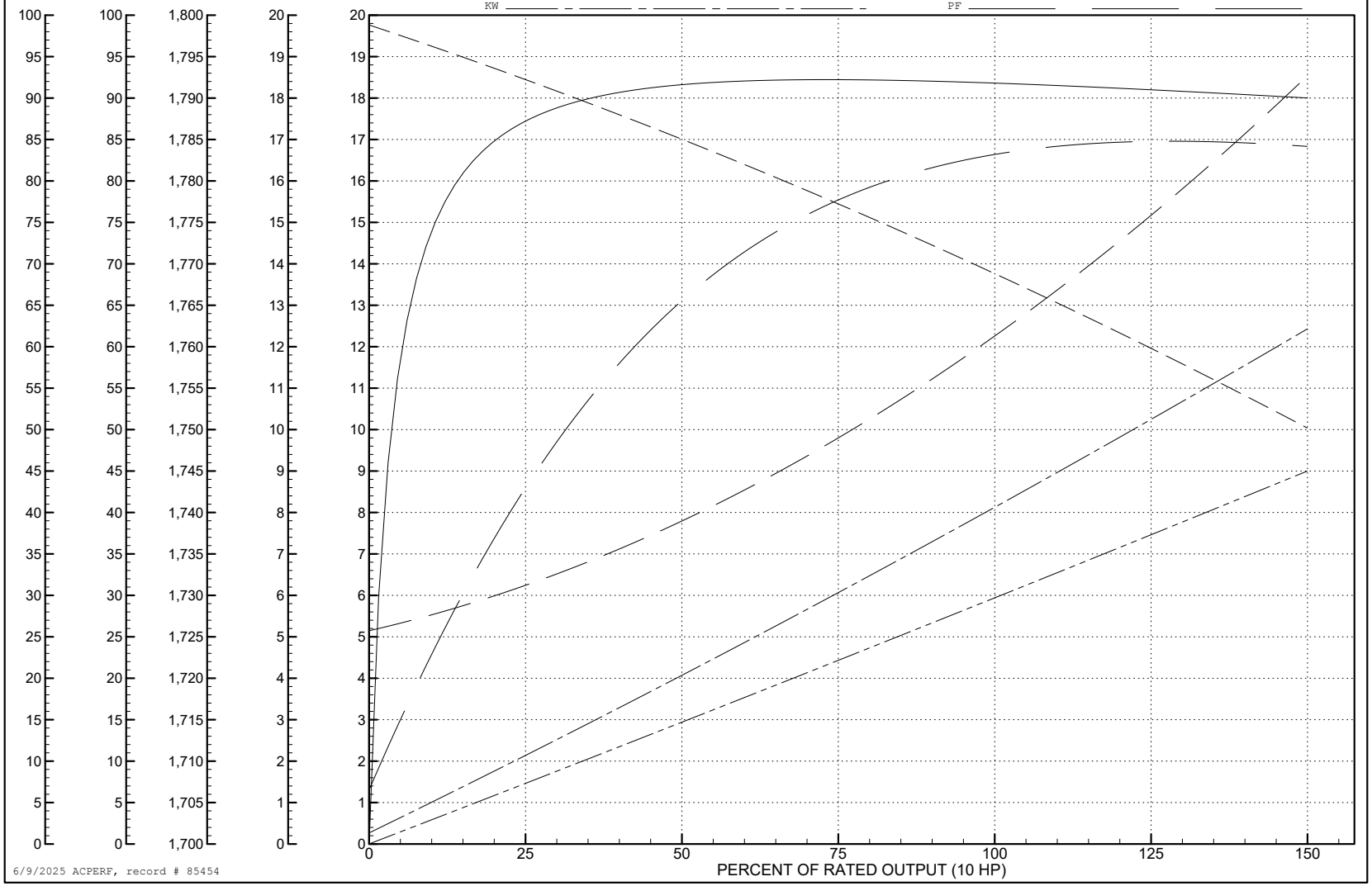

6/9/2025 ACPERF, record # 85454

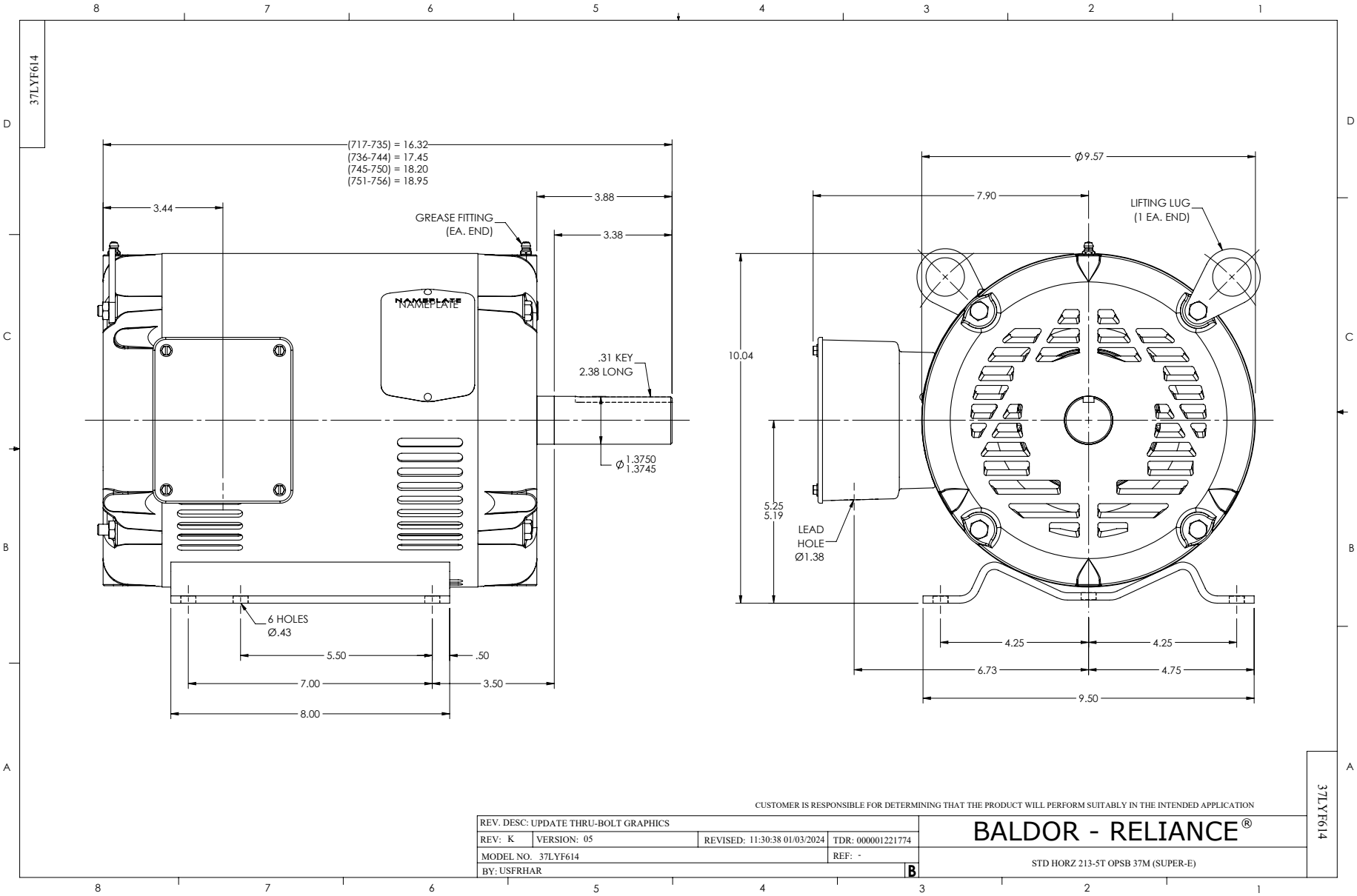
37LYF614
(717-735) = 16.32
(736-744) = 17.45
(745-750) = 18.20
(751-756) = 18.95
3.44
3.88
3.38
GREASE FITTING
(EA. END)
NAMEPLATE
.31 KEY
2.38 LONG
Ø 1.3750
1.3745
6 HOLES
Ø.43
5.50
.50
7.00
3.50
8.00
Ø9.57
7.90
LIFTING LUG
(1 EA. END)
10.04
5.25
5.19
LEAD
HOLE
Ø1.38
4.25
4.25
6.73
4.75
9.50
CUSTOMER IS RESPONSIBLE FOR DETERMINING THAT THE PRODUCT WILL PERFORM SUITABLY IN THE INTENDED APPLICATION
REV. DESC: UPDATE THRU-BOLT GRAPHICS
REV: K
VERSION: 05
REVISED: 11:30:38 01/03/2024
TDR: 000001221774
MODEL NO. 37LYF614
REF: -
BY: USFRHAR
B
BALDOR - RELIANCE®
STD HORZ 213-5T OPSB 37M (SUPER-E)
37LYF614

CD0005

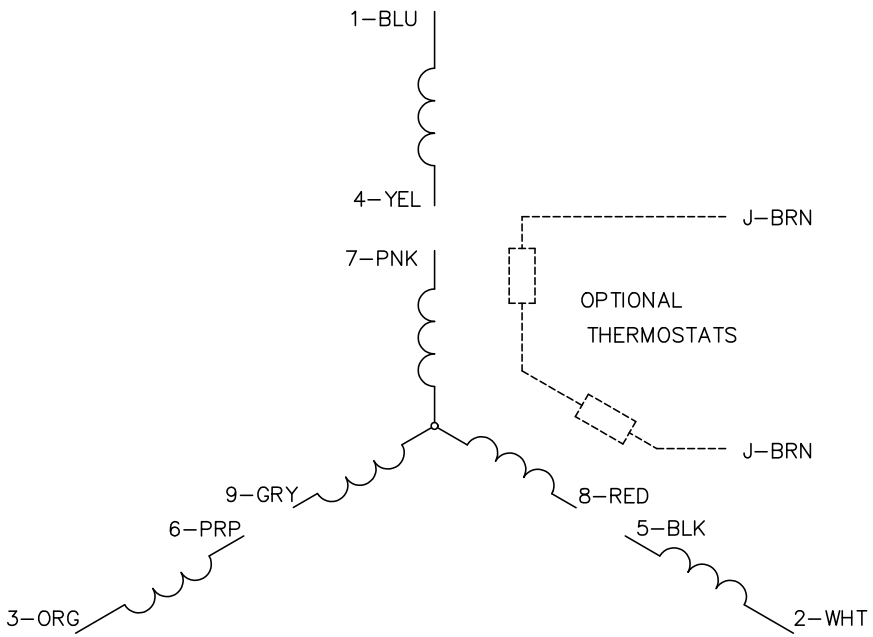

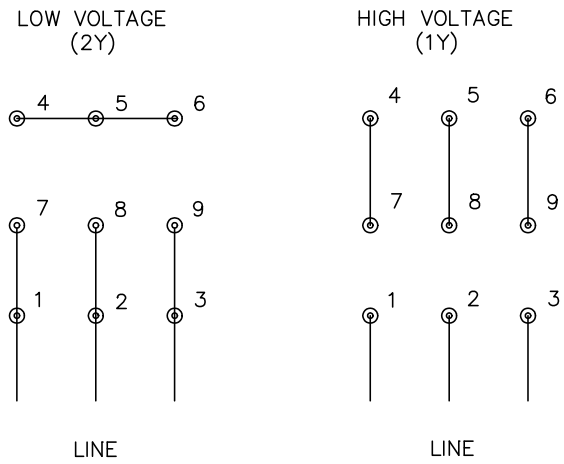

NOTES:

1. INTERCHANGE ANY TWO LINE LEADS TO REVERSE ROTATION.
2. OPTIONAL THERMOSTATS ARE PROVIDED WHEN SPECIFIED.
3. ACTUAL NUMBER OF INTERNAL PARALLEL CIRCUITS MAY BE A MULTIPLE OF THOSE SHOWN ABOVE.
4. LEAD COLORS ARE OPTIONAL. LEADS MUST ALWAYS BE NUMBERED AS SHOWN.

CD0005

REV. DESC: REVISE TO SHOW OPTIONAL COLORS			
REV. LTR: E	BY: JLP	REVISED: 01/19/99 10:15	TDR: 0171435
CD0005		FILE: AAA00005140	MDL: –
		MTL: –	

BALDOR ELECTRIC Co.

3PH, DV, 9 LEADS