Customer information packet

EM31112A

.75HP, 1730RPM, 3PH, 60HZ, 56, 3516M, OPEN, F1
Class - None
Division - Not Applicable

Copyright © All product information within this document is subject to ABB Motors and Mechanical Inc. copyright © protection, unless otherwise noted.
6/9/2025 4:28:58 AM

Specifications

Enclosure	OPEN
Frame	56
Frame Material	Steel
Frequency	60.00 Hz
Haz Area Class and Group	None
Haz Area Division	Not Applicable
Motor Letter Type	Three Phase
Output @ Frequency	.750 HP @ 60 HZ
Phase	3
Synchronous Speed @ Frequency	1800 RPM @ 60 HZ
Voltage @ Frequency	460.0 V @ 60 HZ 208.0 V @ 60 HZ 230.0 V @ 60 HZ
Agency Approvals	CURUSEEV
Ambient Temperature	40 °C
Auxillary Box	No Auxillary Box
Auxillary Box Lead Termination	None
Base Indicator	Rigid
Bearing Grease Type	Polyrex EM (-20F +300F)
Blower	None
Current @ Voltage	1.000 A @ 460.0 V 2.000 A @ 230.0 V 2.100 A @ 208.0 V
Design Code	B
Drip Cover	No Drip Cover
Duty Rating	CONT
Efficiency @ 100% Load	81.1 %
Electrically Isolated Bearing	Not Electrically Isolated
Feedback Device	NO FEEDBACK
Front Face Code	Standard
Front Shaft Indicator	None
Heater Indicator	No Heater

Part detail

Revision	S
Type	AC
Mech. spec.	35B011
Base	
Status	PRD/A
Elec. spec.	35WGL158
Layout	35LYB011
Eff. date	01-02-2025
CD Diagram	CD0007
Poles	04
Leads	12#18
Proprietary	False
Created date	09-29-2014

High Voltage Full Load Amps	1.0 a
Insulation Class	F
Inverter Code	Not Inverter
IP Rating	NONE
KVA Code	J
Lifting Lugs	No Lifting Lugs
Locked Bearing Indicator	No Locked Bearing
Motor Lead Exit	Ko Box
Motor Lead Quantity/Wire Size	12 @ 18 AWG
Motor Lead Termination	Flying Leads
Motor Standards	NEMA
Motor Type	3516M
Mounting Arrangement	F1
Number of Poles	4
Overall Length	11.07 IN
Power Factor	84
Product Family	General Purpose
Pulley End Bearing Type	Ball
Pulley Face Code	Standard
Pulley Shaft Indicator	Standard
Rodent Screen	None
Service Factor	1.25
Shaft Diameter	0.625 IN
Shaft Extension Location	Pulley End
Shaft Ground Indicator	No Shaft Grounding
Shaft Rotation	Reversible
Shaft Slinger Indicator	No Slinger
Speed	1730 rpm
Speed Code	Single Speed
Starting Method	Direct on line
Thermal Device - Bearing	None
Thermal Device - Winding	None
Vibration Sensor Indicator	No Vibration Sensor
Winding Thermal 1	Automatic Thermal Overload

Winding Thermal 1 Location	SB
Winding Thermal 2	None

Nameplate

NP3273L									
CAT.NO.	EM31112A								
SPEC.	35B011L158G1								
HP	.75								
VOLTS	208-230/460								
AMP	2.1-2/1								
RPM	1730								
FRAME	56		**HZ**	60				**PH**	3
SER.F.	1.25	**CODE**	J	**DES**	B	**CL**	F		
F.L. AVG. EFF.	81.1	**PF**	84						
RATING	40C AMB-CONT								
CC									
DE	6205		**ODE**	6203					
ENCL	OPEN	**SN**							
	SFA 2.9-2.4/1.2								

AC Induction Motor Performance Data
Record # 47500
Typical performance - not guaranteed values

Winding: 35WGL158-R001	**Type:** 3516M	**Enclosure:** OPEN

Nameplate Data			
Rated Output (HP)			.75
Volts			208-230/460
Full Load Amps			2.1-2/1
R.P.M.			1730
Hz	60	**Phase**	3
NEMA Design Code	B	**KVA Code**	J
Service Factor (S.F.)			1.25
NEMA Nom. Eff.	81.1	**Power Factor**	84
Rating - Duty			40C AMB-CONT
S.F. Amps			2.6-2.4/1.2

460 V, 60 Hz: High Voltage Connection	
Full Load Torque	2.26 LB-FT
Start Configuration	direct on line
Breakdown Torque	9.2 LB-FT
Pull-up Torque	4.2 LB-FT
Locked-rotor Torque	5.25 LB-FT
Starting Current	7.03 A
No-load Current	0.51 A
Line-line Res. @ 25ºC	32.1 Ω
Temp. Rise @ Rated Load	31°C
Temp. Rise @ S.F. Load	42°C
Rotor inertia	0.0946 LB-FT2

Load Characteristics 460 V, 60 Hz, 0.75 HP

% of Rated Load	**25**	**50**	**75**	**100**	**125**	**150**	**S.F.**
Power Factor	44	66	77	84	89	90	81
Efficiency	71.8	80.6	82.3	82	80.8	78.6	82.8
Speed	1784	1768	1752	1732	1711	1687	1737
Line amperes	0.569	0.668	0.822	1.01	1.21	1.48	1.19

ABB Motors and Mechanical Inc.

WINDING # 35WGL158

Typical performance - not guaranteed values.

0.75 HP 3 PH 60 HZ 1730 RPM 460 V 3516M

TORQUES(LB-FT): PO=9.2 PU=4.2 LR=5.25 LRA=7.03

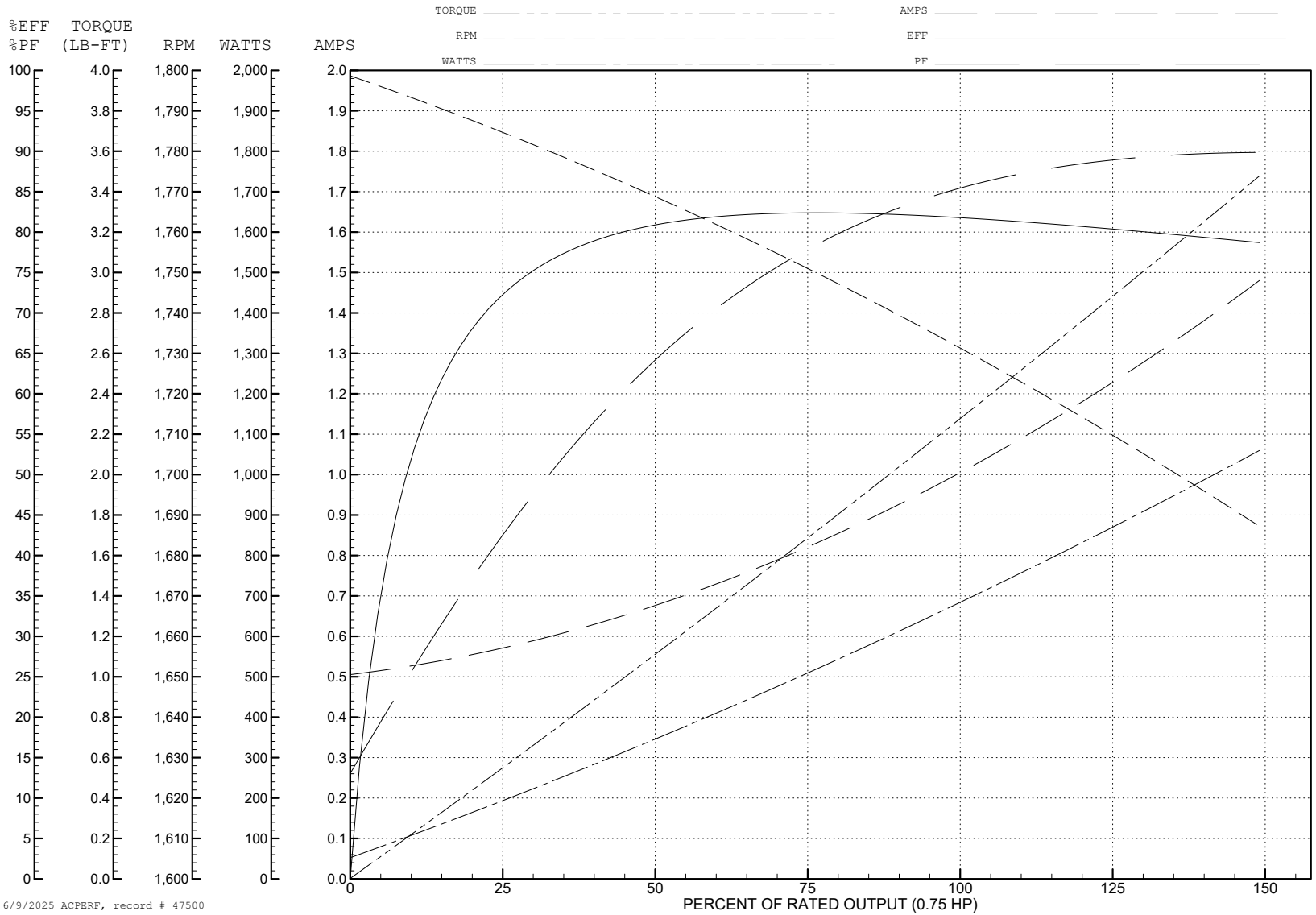

6/9/2025 ACPERF, record # 47500

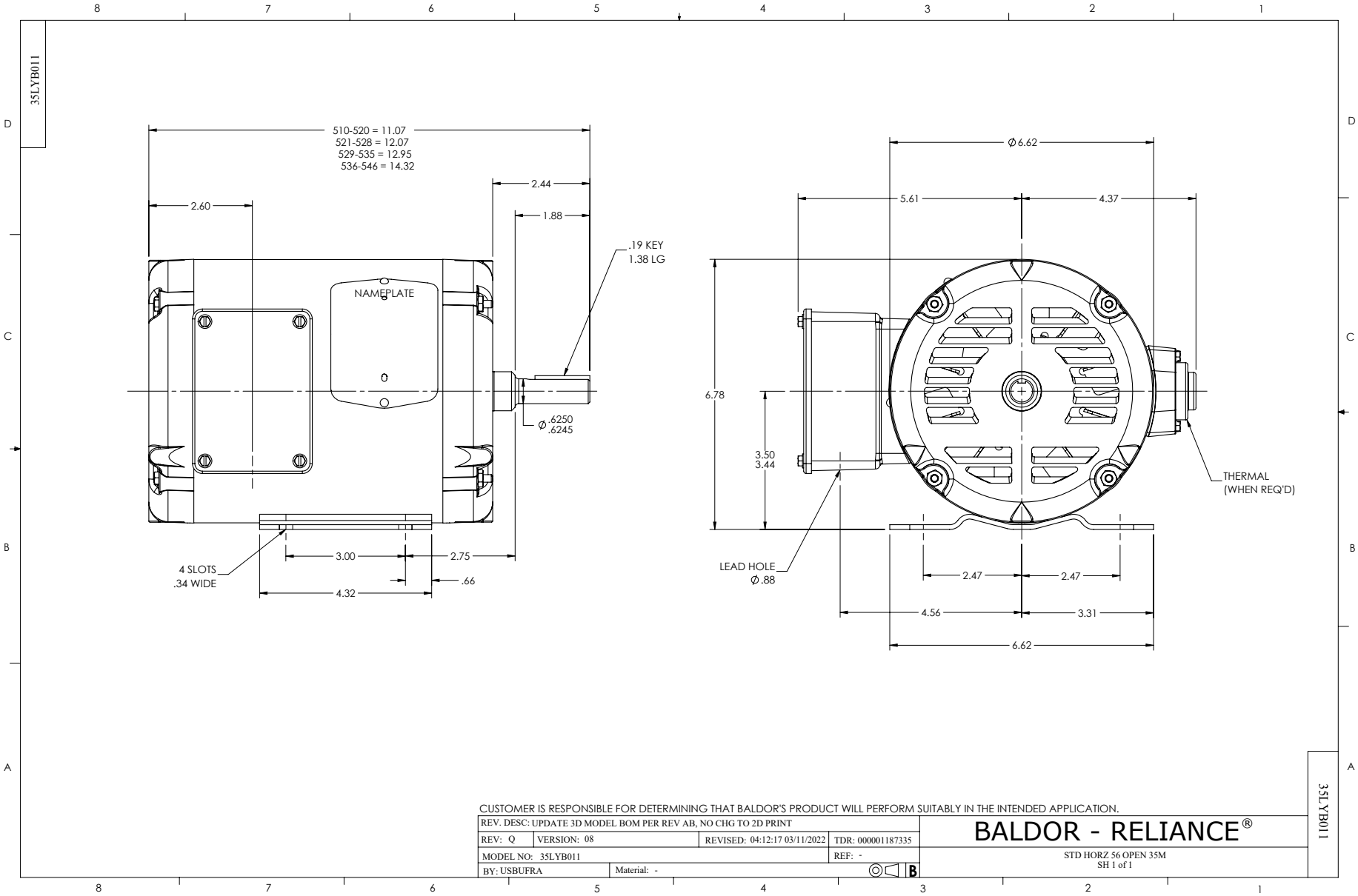
35LYB011
510-520 = 11.07
521-528 = 12.07
529-535 = 12.95
536-546 = 14.32
2.44
2.60
1.88
.19 KEY
1.38 LG
NAMEPLATE
Ø .6250
.6245
4 SLOTS
.34 WIDE
3.00
2.75
.66
4.32
Ø 6.62
5.61
4.37
6.78
3.50
3.44
THERMAL
(WHEN REQ'D)
LEAD HOLE
Ø .88
2.47
2.47
4.56
3.31
6.62
CUSTOMER IS RESPONSIBLE FOR DETERMINING THAT BALDOR'S PRODUCT WILL PERFORM SUITABLY IN THE INTENDED APPLICATION.
REV. DESC: UPDATE 3D MODEL BOM PER REV AB, NO CHG TO 2D PRINT
REV: Q
VERSION: 08
REVISED: 04:12:17 03/11/2022
TDR: 000001187335
MODEL NO: 35LYB011
REF: -
BY: USBUFRA
Material: -
B
BALDOR - RELIANCE®
STD HORZ 56 OPEN 35M
SH 1 of 1
35LYB011

CD0007

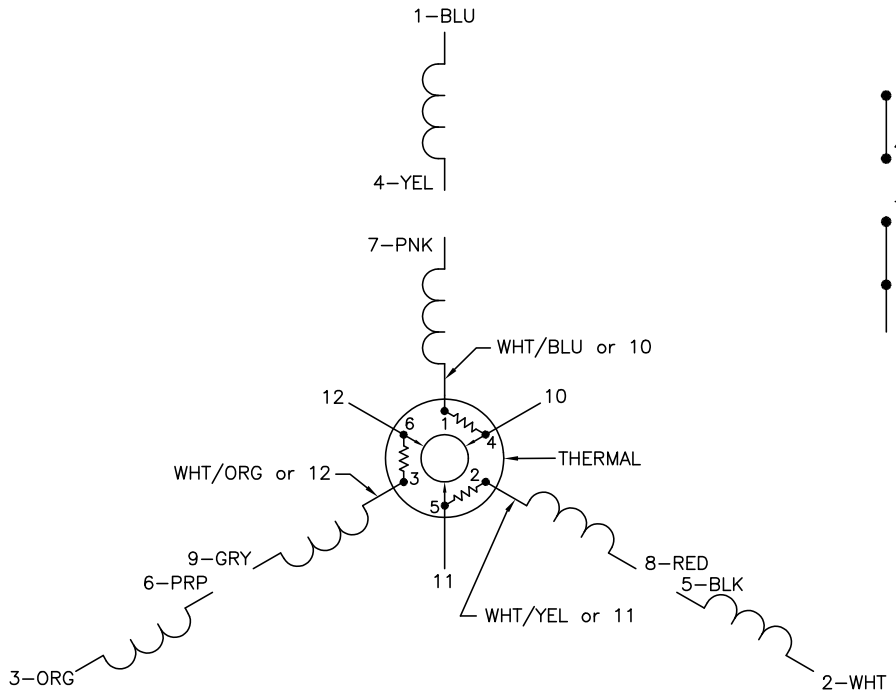

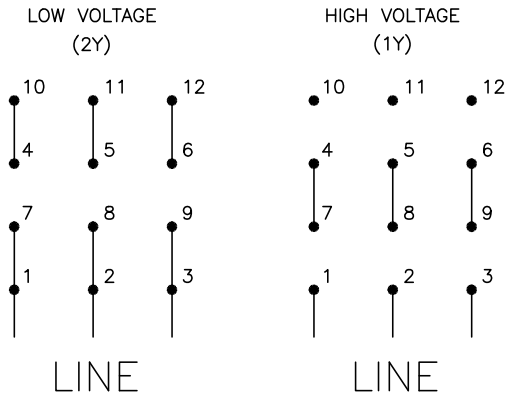

NOTES:

1. INTERCHANGE ANY TWO LINE LEADS TO REVERSE ROTATION.
2. ACTUAL NUMBER OF INTERNAL PARALLEL CIRCUITS MAY VARY.
3. LEAD COLORS ARE OPTIONAL. LEADS MUST ALWAYS BE NUMBERED AS SHOWN.

REV. DESC: ADDED "CK" PLANT CODE			
REV. LTR: E	BY: EAH	REVISED: 05/06/99 17:1	TDR: 0181040
CD0007		FILE: AAA00008370	MDL: –
		MTL: –	

BALDOR ELECTRIC Co.

3PH, DV, THERMAL, 12 LEADS

CD0007