Customer information packet

EM31109

.5HP, 1140RPM, 3PH, 60HZ, 56, 3428M, ODP, F1, N
Class - None
Division - Not Applicable

Copyright © All product information within this document is subject to ABB Motors and Mechanical Inc. copyright © protection, unless otherwise noted.
6/9/2025 4:28:57 AM

Specifications

Enclosure	ODP
Frame	56
Frame Material	Steel
Frequency	60.00 Hz
Haz Area Class and Group	None
Haz Area Division	Not Applicable
Motor Letter Type	Three Phase
Output @ Frequency	.500 HP @ 60 HZ
Phase	3
Synchronous Speed @ Frequency	1200 RPM @ 60 HZ
Voltage @ Frequency	230.0 V @ 60 HZ 460.0 V @ 60 HZ
Agency Approvals	CURUSEEV
Ambient Temperature	40 °C
Auxillary Box	No Auxillary Box
Auxillary Box Lead Termination	None
Base Indicator	Rigid
Bearing Grease Type	Polyrex EM (-20F +300F)
Blower	None
Current @ Voltage	1.000 A @ 460.0 V 2.000 A @ 230.0 V 2.300 A @ 208.0 V
Design Code	B
Drip Cover	No Drip Cover
Duty Rating	CONT
Efficiency @ 100% Load	75.3 %
Electrically Isolated Bearing	Not Electrically Isolated
Feedback Device	NO FEEDBACK
Front Face Code	Standard
Front Shaft Indicator	None
Heater Indicator	No Heater
High Voltage Full Load Amps	1.0 a

Part detail

Revision	H
Type	AC
Mech. spec.	34B061
Base	
Status	PRD/A
Elec. spec.	34WGS940
Layout	34LYB061
Eff. date	12-30-2024
CD Diagram	CD0005
Poles	06
Leads	9#18
Proprietary	False
Created date	02-26-2014

Insulation Class	F
Inverter Code	Not Inverter
KVA Code	K
Lifting Lugs	No Lifting Lugs
Locked Bearing Indicator	No Locked Bearing
Motor Lead Exit	Ko Box
Motor Lead Quantity/Wire Size	9 @ 18 AWG
Motor Lead Termination	Flying Leads
Motor Standards	NEMA
Motor Type	3428M
Mounting Arrangement	F1
Number of Poles	6
Overall Length	11.75 IN
Power Factor	65
Product Family	General Purpose
Pulley End Bearing Type	Ball
Pulley Face Code	Standard
Pulley Shaft Indicator	Standard
Rodent Screen	None
RoHS Status	ROHS COMPLIANT
Service Factor	1.25
Shaft Diameter	0.625 IN
Shaft Extension Location	Pulley End
Shaft Ground Indicator	No Shaft Grounding
Shaft Rotation	Reversible
Shaft Slinger Indicator	No Slinger
Speed	1140 rpm
Speed Code	Single Speed
Starting Method	Direct on line
Thermal Device - Bearing	None
Thermal Device - Winding	None
Vibration Sensor Indicator	No Vibration Sensor
Winding Thermal 1	None
Winding Thermal 2	None

Nameplate

NP3155L									
CAT.NO.	EM31109								
SPEC.	34B061S940G1								
HP	.5								
VOLTS	230/460								
AMP	2/1								
RPM	1140								
FRAME	56		**HZ**	60			**PH**	3	
SER.F.	1.25	**CODE**	K	**DES**	B	**CL**	F		
F.L. AVG. EFF.	75.3	**PF**	65						
RATING	40C AMB-CONT								
CC									
DE	6203		**ODE**	6203					
ENCL	ODP	**SN**							
	SFA 2.2/1.1								

AC Induction Motor Performance Data
Record # 44883
Typical performance - not guaranteed values

Winding: 34WGS940-R001	**Type:** 3428M	**Enclosure:** OPEN

Nameplate Data				**460 V, 60 Hz: High Voltage Connection**	
Rated Output (HP)			.5	**Full Load Torque**	2.36 LB-FT
Volts			230/460	**Start Configuration**	direct on line
Full Load Amps			2/1	**Breakdown Torque**	7.06 LB-FT
R.P.M.			1140	**Pull-up Torque**	5.55 LB-FT
Hz	60	**Phase**	3	**Locked-rotor Torque**	6.2 LB-FT
NEMA Design Code	B	**KVA Code**	K	**Starting Current**	4.7 A
Service Factor (S.F.)			1.25	**No-load Current**	0.68 A
NEMA Nom. Eff.	75.3	**Power Factor**	65	**Line-line Res. @ 25ºC**	32.597 Ω
Rating - Duty			40C AMB-CONT	**Temp. Rise @ Rated Load**	49°C
S.F. Amps				**Temp. Rise @ S.F. Load**	66°C
				Locked-rotor Power Factor	56
				Rotor inertia	0.0665 LB-FT2

Load Characteristics 460 V, 60 Hz, 0.5 HP

% of Rated Load	**25**	**50**	**75**	**100**	**125**	**150**	**S.F.**
Power Factor	27	43	54	63	70	75	70
Efficiency	62.5	73.6	76.7	76.9	75.5	73.1	75.5
Speed	1184.7	1169.4	1153.2	1135.4	1114.5	1089.3	1114
Line amperes	0.707	0.771	0.863	0.978	1.13	1.3	1.13

ABB Motors and Mechanical Inc.

WINDING # 34WGS940

Typical performance - not guaranteed values.

0.5 HP 3 PH 60 HZ 1140 RPM 460 V 3428M

TORQUES(LB-FT): PO=7.06 PU=5.55 LR=6.2 LRA=4.7

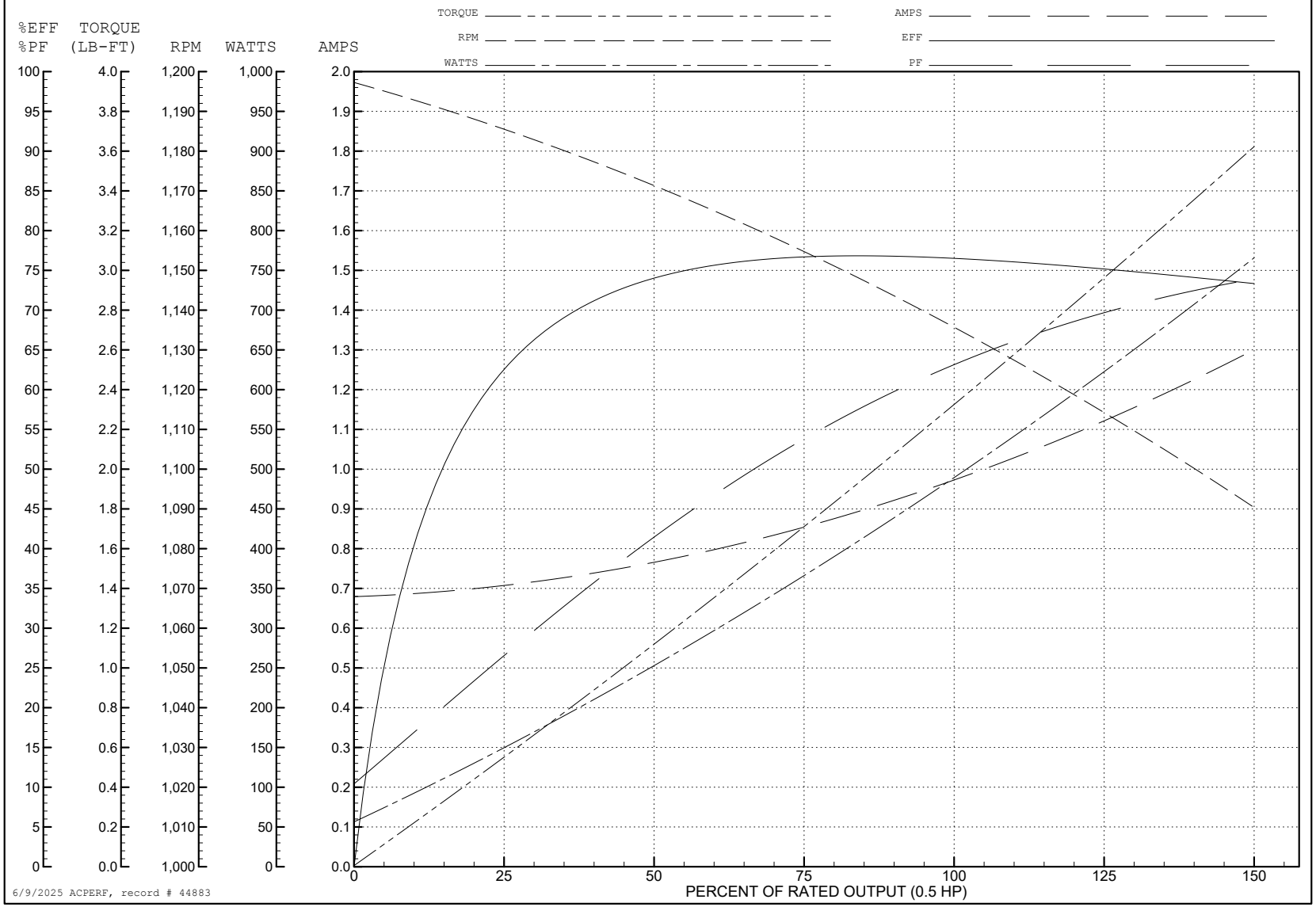

6/9/2025 ACPERF, record # 44883

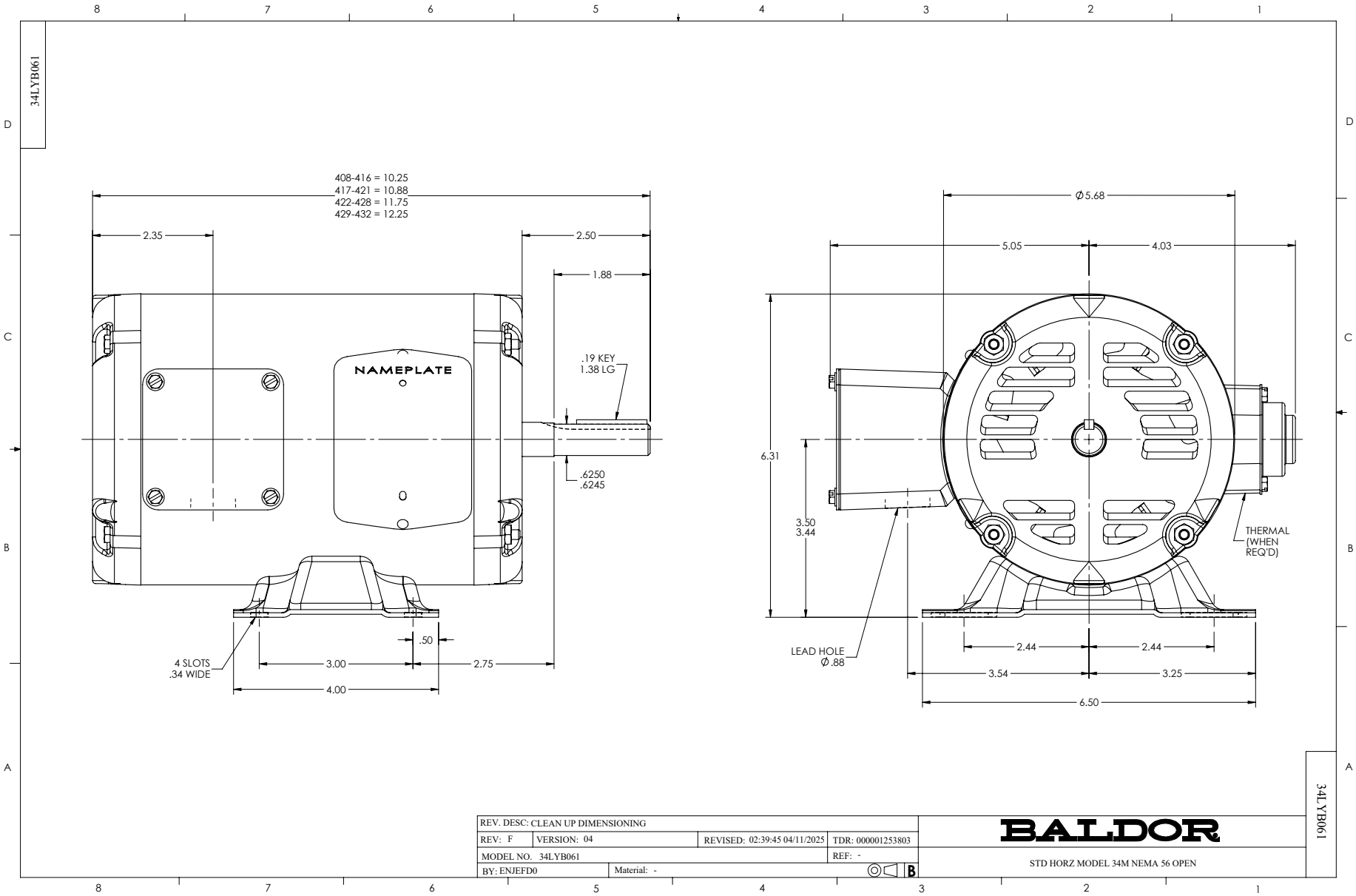
34LYB061
408-416 = 10.25
417-421 = 10.88
422-428 = 11.75
429-432 = 12.25
2.35
2.50
1.88
NAMEPLATE
.19 KEY
1.38 LG
.6250
.6245
.50
4 SLOTS
.34 WIDE
3.00
2.75
4.00
Ø5.68
5.05
4.03
6.31
3.50
3.44
THERMAL
(WHEN
REQ'D)
LEAD HOLE
Ø.88
2.44
2.44
3.54
3.25
6.50
REV. DESC: CLEAN UP DIMENSIONING
REV: F
VERSION: 04
REVISED: 02:39:45 04/11/2025
TDR: 000001253803
MODEL NO. 34LYB061
REF: -
BY: ENJEFD0
Material: -
BALDOR
STD HORZ MODEL 34M NEMA 56 OPEN
34LYB061

CD0005

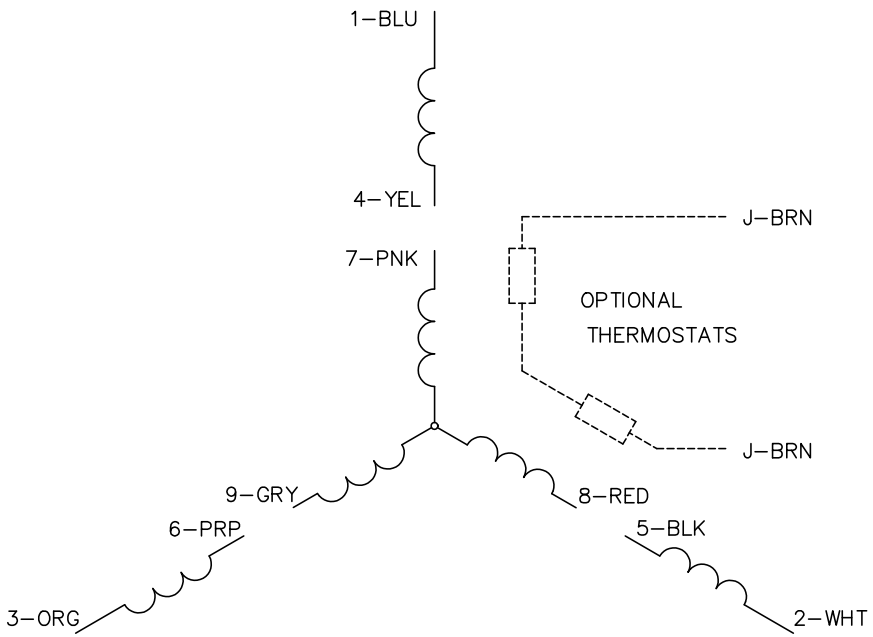

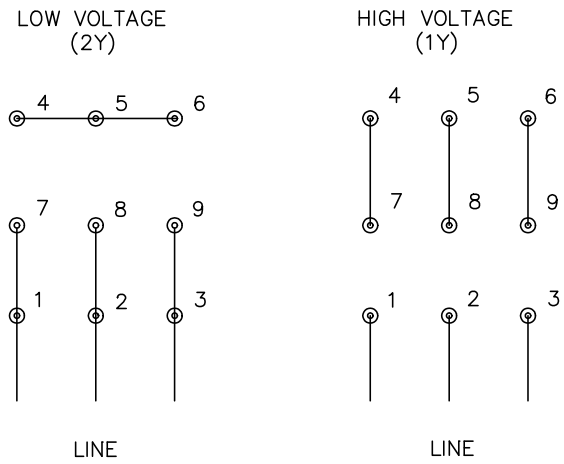

NOTES:

1. INTERCHANGE ANY TWO LINE LEADS TO REVERSE ROTATION.
2. OPTIONAL THERMOSTATS ARE PROVIDED WHEN SPECIFIED.
3. ACTUAL NUMBER OF INTERNAL PARALLEL CIRCUITS MAY BE A MULTIPLE OF THOSE SHOWN ABOVE.
4. LEAD COLORS ARE OPTIONAL. LEADS MUST ALWAYS BE NUMBERED AS SHOWN.

CD0005

REV. DESC: REVISE TO SHOW OPTIONAL COLORS			
REV. LTR: E	BY: JLP	REVISED: 01/19/99 10:15	TDR: 0171435
CD0005		FILE: AAA00005140	MDL: –
		MTL: –	

BALDOR ELECTRIC Co.

3PH, DV, 9 LEADS