Customer information packet

EM2547T

60HP, 1775RPM, 3PH, 60HZ, 364T, 4278M, OPSB, F1

Copyright © All product information within this document is subject to ABB Motors and Mechanical Inc. copyright © protection, unless otherwise noted.
6/9/2025 4:27:15 AM

Specifications

Enclosure	OPSB
Frame	364T
Frame Material	Steel
Frequency	60.00 Hz
Motor Letter Type	Three Phase
Output @ Frequency	60.000 HP @ 60 HZ
Phase	3
Synchronous Speed @ Frequency	1800 RPM @ 60 HZ
Voltage @ Frequency	460.0 V @ 60 HZ 230.0 V @ 60 HZ
Agency Approvals	CSA EEV NEMA PREMIUM NEMA_PREMIUM UR
Ambient Temperature	40 °C
Auxillary Box	No Auxillary Box
Auxillary Box Lead Termination	None
Base Indicator	Rigid
Bearing Grease Type	Polyrex EM (-20F +300F)
Blower	None
Current @ Voltage	68.000 A @ 460.0 V 144.000 A @ 208.0 V 136.000 A @ 230.0 V
Design Code	A
Drip Cover	No Drip Cover
Duty Rating	CONT
Efficiency @ 100% Load	95.0 %
Electrically Isolated Bearing	Not Electrically Isolated
Feedback Device	NO FEEDBACK
Front Face Code	Standard
Front Shaft Indicator	None
Heater Indicator	No Heater

Part detail

Revision	Z
Type	AC
Mech. spec.	42E211
Base	
Status	PRD/A
Elec. spec.	42WGW587
Layout	42LYE211
Eff. date	05-29-2025
CD Diagram	CD0180
Poles	04
Leads	9#4
Proprietary	False
Created date	07-27-2009

High Voltage Full Load Amps	68.0 a
Insulation Class	F
Inverter Code	Inverter Ready
IP Rating	NONE
KVA Code	G
Lifting Lugs	Standard Lifting Lugs
Locked Bearing Indicator	Locked Bearing
Motor Lead Exit	Ko Box
Motor Lead Quantity/Wire Size	9 @ 6 AWG
Motor Lead Termination	Flying Leads
Motor Standards	NEMA
Motor Type	4278M
Mounting Arrangement	F1
Number of Poles	4
Overall Length	30.69 IN
Power Factor	87
Product Family	General Purpose
Pulley End Bearing Type	Ball
Pulley Face Code	Standard
Pulley Shaft Indicator	Standard
Rodent Screen	None
Service Factor	1.15
Shaft Diameter	2.375 IN
Shaft Extension Location	Pulley End
Shaft Ground Indicator	No Shaft Grounding
Shaft Rotation	Reversible
Shaft Slinger Indicator	No Slinger
Speed	1775 rpm
Speed Code	Single Speed
Starting Method	Direct on line
Thermal Device - Bearing	None
Thermal Device - Winding	None
Vibration Sensor Indicator	No Vibration Sensor
Winding Thermal 1	None

Winding Thermal 2	None

Nameplate

NP2138LUA														
CAT.NO.	EM2547T			**P/N**						**ENCLOSURE**	OPSB			
SPEC.	42E211W587		**CC**	010A		**FRAME**	364T		**S/N**					
HP	60			**CLASS**	F		**HZ**	60						
RPM	1775			**PH**	3		**DES**	A						
VOLT	230/460				**KVA-CODE**	H			**ODE BRG**	6311	**DE BRG**	6313		
AMP	138/69													
RATING	40C AMB-CONT				**GREASE**	POLYREX EM								
NEMA-NOM-EFF	95	**PF**	86	**SER.F.**	1.15									
	50Hz 60Hp 190/380V 162/81A							SF 1.0						
HTR-VOLTS		**HTR-AMPS**												

Accessories

Part number	Description	Multiplier
42-1400	C FACE KIT	A8

AC Induction Motor Performance Data
Record # 112389
Typical performance - not guaranteed values

Winding: 42WGW587-R001	**Type:** 4278M	**Enclosure:** OPSB

Nameplate Data				**460 V, 60 Hz: High Voltage Connection**	
Rated Output (HP)			60	**Full Load Torque**	178 LB-FT
Volts			230/460	**Start Configuration**	direct on line
Full Load Amps			138/69	**Breakdown Torque**	555 LB-FT
R.P.M.			1775	**Pull-up Torque**	269 LB-FT
Hz	60	**Phase**	3	**Locked-rotor Torque**	294 LB-FT
NEMA Design Code	A	**KVA Code**	H	**Starting Current**	488 A
Service Factor (S.F.)			1.15	**No-load Current**	23.61 A
NEMA Nom. Eff.	95	**Power Factor**	86	**Line-line Res. @ 25ºC**	0.0911 Ω
Rating - Duty			40C AMB-CONT	**Temp. Rise @ Rated Load**	38°C
S.F. Amps				**Temp. Rise @ S.F. Load**	47°C
				Locked-rotor Power Factor	26.2
				Rotor inertia	10.4 LB-FT2

Load Characteristics 460 V, 60 Hz, 60 HP

% of Rated Load	**25**	**50**	**75**	**100**	**125**	**150**	**S.F.**
Power Factor	54	74	82	86	87	88	86
Efficiency	92.6	95	95.3	95	94.5	93.8	94.8
Speed	1794	1789	1783	1778	1773	1766	1776
Line amperes	28.8	39.84	53.77	69.23	85.81	103	79.7

ABB Motors and Mechanical Inc.

WINDING # 42WGW587

Typical performance - not guaranteed values.

60 HP 3 PH 60 HZ 1775 RPM 460 V 4278M

TORQUES(LB-FT): PO=555 PU=269 LR=294 LRA=488

TORQUE ____ ____ ____ ____ ____ ____ AMPS ____ ____ ____ ____ ____ ____

RPM ____ ____ ____ ____ ____ ____ EFF ____

KW ____ ____ ____ ____ ____ ____ PF ____ ____ ____

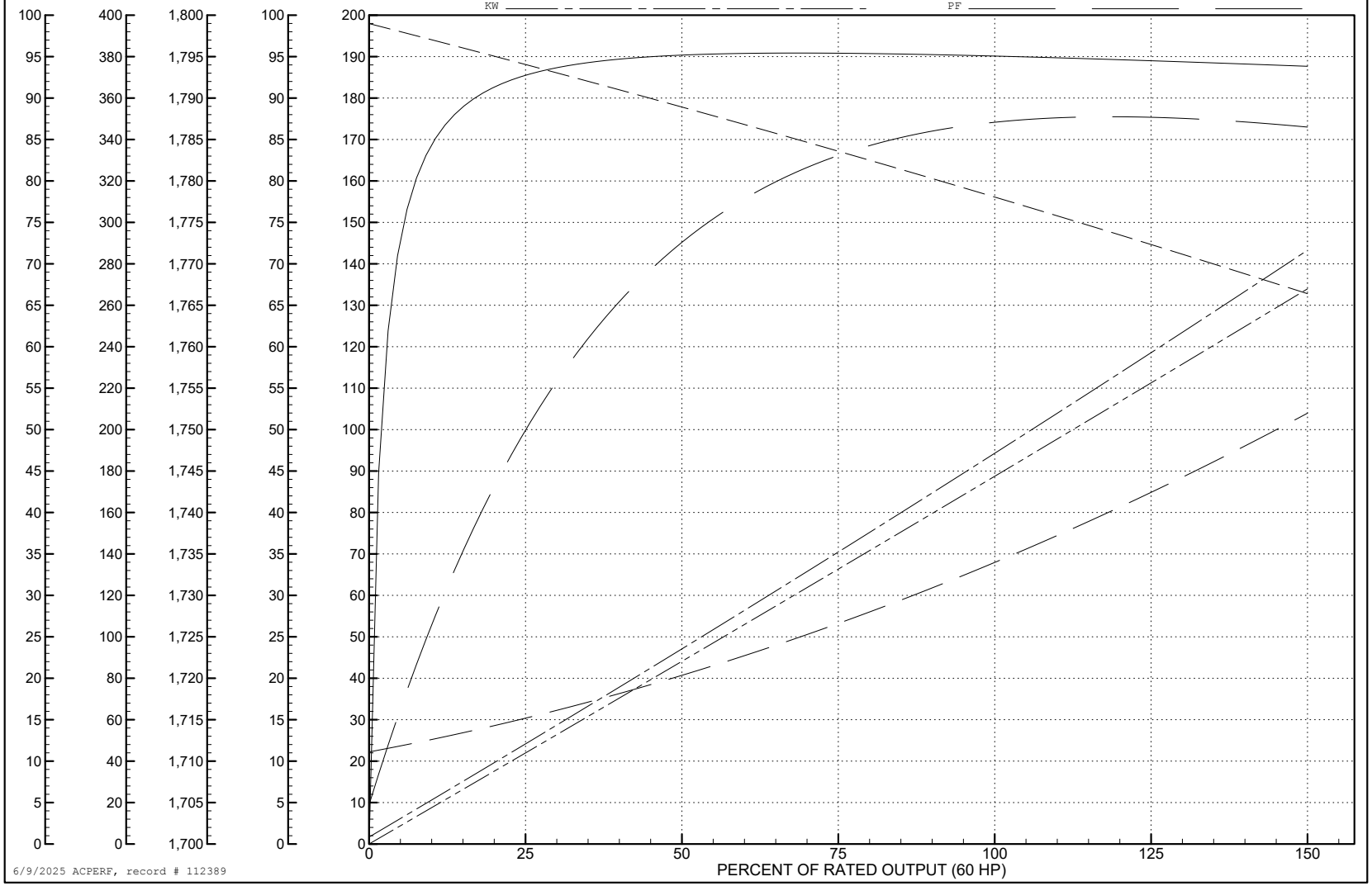

6/9/2025 ACPERF, record # 112389

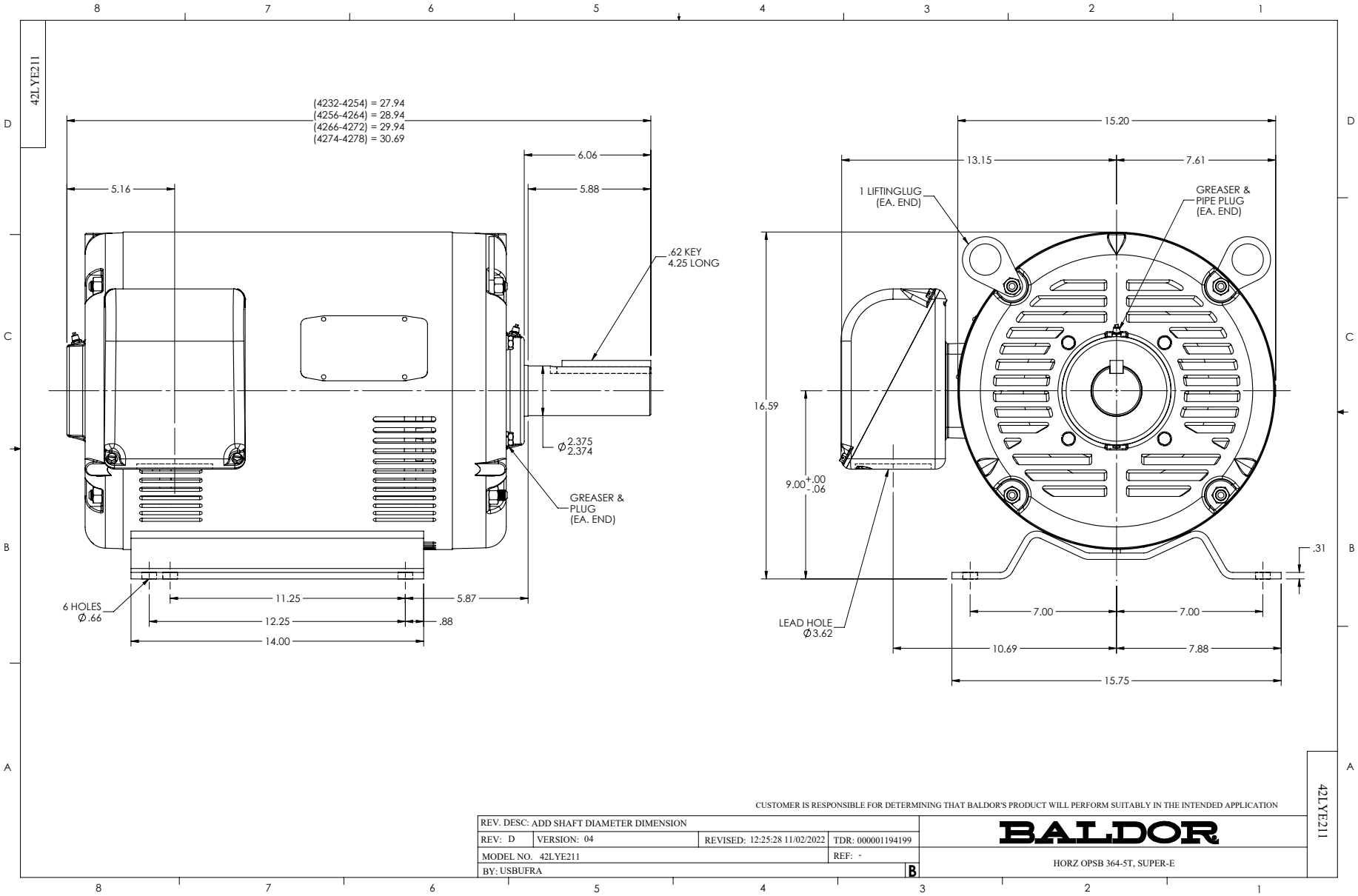
42LYE211
(4232-4254) = 27.94
(4256-4264) = 28.94
(4266-4272) = 29.94
(4274-4278) = 30.69
6.06
5.16
5.88
.62 KEY
4.25 LONG
Ø 2.375
2.374
GREASER &
PLUG
(EA. END)
6 HOLES
Ø .66
11.25
5.87
12.25
.88
14.00
15.20
13.15
7.61
1 LIFTINGLUG
(EA. END)
GREASER &
PIPE PLUG
(EA. END)
16.59
9.00 +.00 -.06
.31
LEAD HOLE
Ø 3.62
7.00
7.00
10.69
7.88
15.75
CUSTOMER IS RESPONSIBLE FOR DETERMINING THAT BALDOR'S PRODUCT WILL PERFORM SUITABLY IN THE INTENDED APPLICATION
REV. DESC: ADD SHAFT DIAMETER DIMENSION
REV: D
VERSION: 04
REVISED: 12:25:28 11/02/2022
TDR: 000001194199
MODEL NO. 42LYE211
REF: -
BY: USBUFRA
B
BALDOR
HORZ OPSB 364-5T, SUPER-E
42LYE211

CD0180

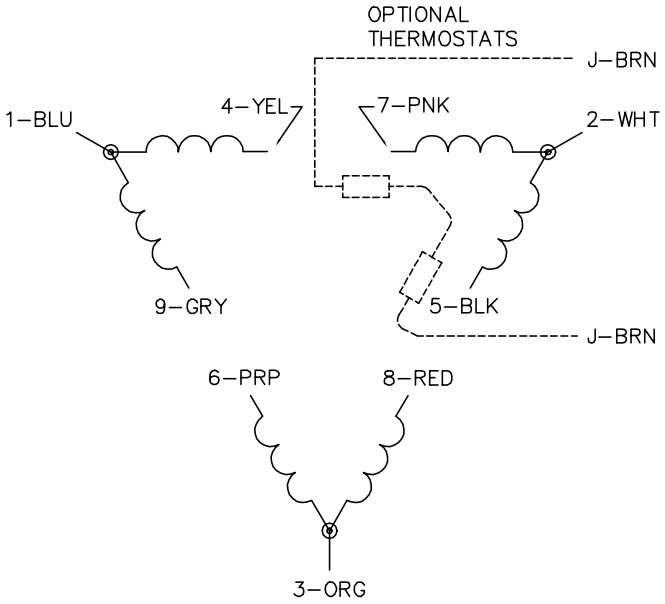

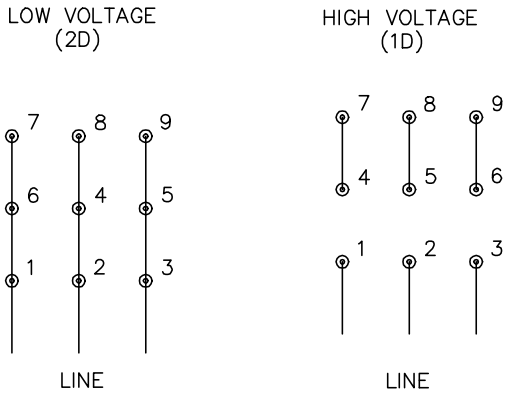

NOTES:

1. INTERCHANGE ANY TWO LINE LEADS TO REVERSE ROTATION.
2. OPTIONAL THERMOSTATS ARE PROVIDED WHEN SPECIFIED.
3. ACTUAL NUMBER OF INTERNAL PARALLEL CIRCUITS MAY BE A MULTIPLE OF THOSE SHOWN ABOVE.
4. LEAD COLORS ARE OPTIONAL. LEADS MUST ALWAYS BE NUMBERED AS SHOWN.

CD0180

REV. DESC: ADD CLASS CONN00000007		
REV. LTR: D	VERSION: 01	TDR: 000001099922
FILE: \AAA\00005\148	REVISED: 10:25:29 02/19/2019	BY: ENBRIR0
MTL: –		

BALDOR - RELIANCE®

3PH, DV, 9 LEADS, DELTA CONNECTION

SH 1 of 1