Customer information packet

CEM3771T

10HP, 3485RPM, 3PH, 60HZ, 215TC, 0730M, TEFC, F
Class - None
Division - Not Applicable

Copyright © All product information within this document is subject to ABB Motors and Mechanical Inc. copyright © protection, unless otherwise noted.
6/9/2025 4:21:01 AM

Specifications

Enclosure	TEFC
Frame	215TC
Frame Material	Iron
Frequency	60.00 Hz
Haz Area Class and Group	None
Haz Area Division	Not Applicable
Motor Letter Type	Three Phase
Output @ Frequency	10.000 HP @ 60 HZ
Phase	3
Synchronous Speed @ Frequency	3600 RPM @ 60 HZ
Voltage @ Frequency	230.0 V @ 60 HZ 460.0 V @ 60 HZ
Agency Approvals	CSA EEV NEMA PREMIUM NEMA_PREMIUM UR
Ambient Temperature	40 °C
Auxillary Box	No Auxillary Box
Auxillary Box Lead Termination	None
Base Indicator	Rigid
Bearing Grease Type	Polyrex EM (-20F +300F)
Blower	None
Current @ Voltage	25.200 A @ 208.0 V 23.400 A @ 230.0 V 11.700 A @ 460.0 V
Design Code	B
Drip Cover	No Drip Cover
Duty Rating	CONT
Efficiency @ 100% Load	90.2 %
Electrically Isolated Bearing	Not Electrically Isolated
Feedback Device	NO FEEDBACK
Front Shaft Indicator	None

Part detail

Revision	D
Type	AC
Mech. spec.	07H058
Base	
Status	PRD/A
Elec. spec.	07WGT516
Layout	07LYH058
Eff. date	10-17-2024
CD Diagram	CD0005
Poles	02
Leads	9#14
Proprietary	False
Created date	01-05-2021

Heater Indicator	No Heater
High Voltage Full Load Amps	11.7 a
Insulation Class	F
Inverter Code	Inverter Ready
KVA Code	G
Lifting Lugs	Standard Lifting Lugs
Locked Bearing Indicator	Locked Bearing
Motor Lead Quantity/Wire Size	9 @ 14 AWG
Motor Lead Termination	Flying Leads
Motor Standards	NEMA
Motor Type	0730M
Mounting Arrangement	F1
Number of Poles	2
Overall Length	19.20 IN
Power Factor	88
Product Family	General Purpose
Pulley End Bearing Type	Ball
Pulley Face Code	C-Face
Pulley Shaft Indicator	Standard
Rodent Screen	None
Service Factor	1.15
Shaft Diameter	1.375 IN
Shaft Ground Indicator	No Shaft Grounding
Shaft Rotation	Reversible
Shaft Slinger Indicator	No Slinger
Speed	3485 rpm
Speed Code	Single Speed
Starting Method	Direct on line
Thermal Device - Bearing	None
Thermal Device - Winding	None
Vibration Sensor Indicator	No Vibration Sensor
Winding Thermal 1	None
Winding Thermal 2	None

Nameplate

NP3441LUA										
CAT.NO.	CEM3771T									
SPEC	07H058T516G1									
HP	10									
VOLTS	230/460									
AMPS	23.4/11.7									
RPM	3485									
FRAME	215TC		**HZ**	60			**PH**	3		
SF	1.15	**CODE**	G	**DES**	B	**CLASS**		F		
NEMA NOM. EFF	90.2	**PF**	88							
RATING	40C AMB-CONT									
CC	010A									
ENCL	TEFC	**SER**								
DE	6307		**ODE**	6206						
VPWM INVERTER READY										
CT6-60H(10:1)VT3-60H(20:1										
	50HZ 10HP 190/380V 30/15.0 A									SF1.0

AC Induction Motor Performance Data
Record # 86063
Typical performance - not guaranteed values

Winding: 07WGT516-R001	**Type:** 0730M	**Enclosure:** TEFC

Nameplate Data			
Rated Output (HP)			10
Volts			230/460
Full Load Amps			23.4/11.7
R.P.M.			3485
Hz	60	**Phase**	3
NEMA Design Code	B	**KVA Code**	G
Service Factor (S.F.)			1.15
NEMA Nom. Eff.	90.2	**Power Factor**	88
Rating - Duty			40C AMB-CONT
S.F. Amps			27/13.5

460 V, 60 Hz: High Voltage Connection	
Full Load Torque	15.1 LB-FT
Start Configuration	direct on line
Breakdown Torque	44.8 LB-FT
Pull-up Torque	16.4 LB-FT
Locked-rotor Torque	23.5 LB-FT
Starting Current	75.4 A
No-load Current	3.77 A
Line-line Res. @ 25ºC	1.13 Ω
Temp. Rise @ Rated Load	68°C
Temp. Rise @ S.F. Load	91°C
Locked-rotor Power Factor	39.1
Rotor inertia	0.273 lb-ft²

Load Characteristics 460 V, 60 Hz, 10 HP

% of Rated Load	**25**	**50**	**75**	**100**	**125**	**150**	**S.F.**
Power Factor	57	78	85	88	89	89	89
Efficiency	87.7	91.1	91.1	90.2	88.5	86.6	89.3
Speed	3573	3547	3518	3486	3451	3410	3466
Line amperes	4.65	6.59	9.02	11.7	14.8	18.1	13.5

ABB Motors and Mechanical Inc.

WINDING # 07WGT516

Typical performance - not guaranteed values.

10 HP 3 PH 60 HZ 3485 RPM 460 V 0730M

TORQUES(LB-FT): PO=44.8 PU=16.4 LR=23.5 LRA=75.4

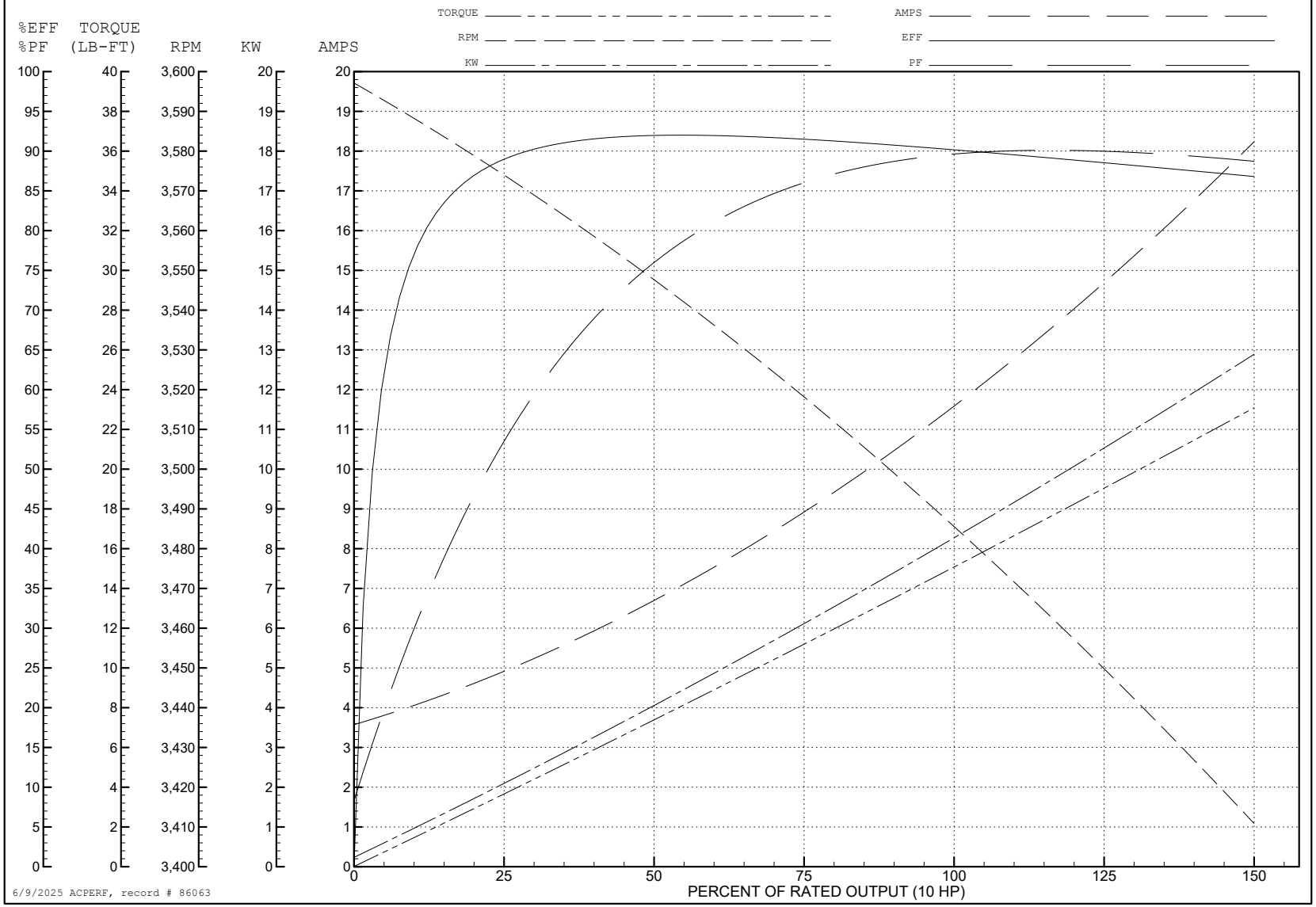

6/9/2025 ACPERF, record # 86063

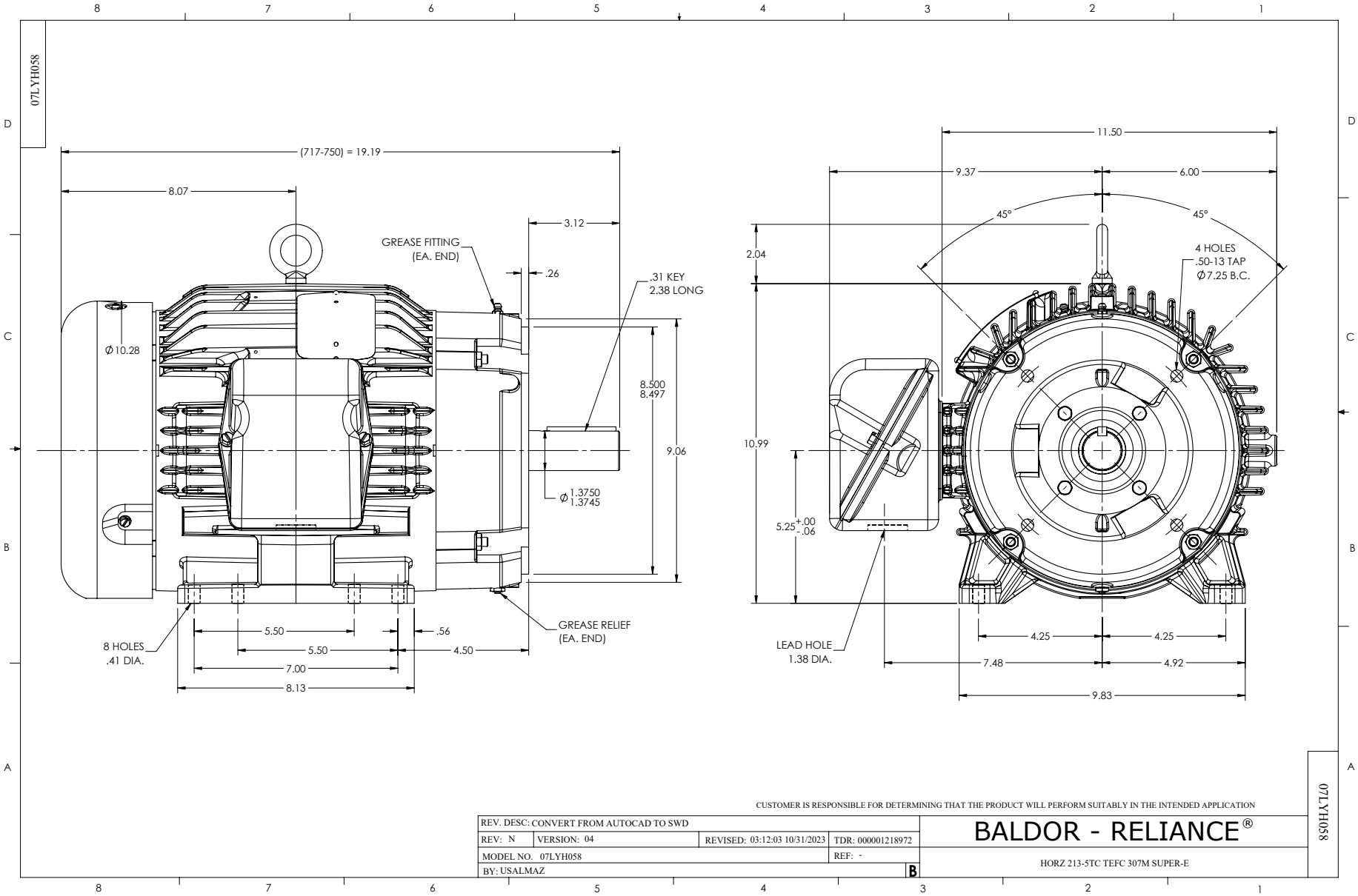
07LYH058
(717-750) = 19.19
8.07
3.12
GREASE FITTING
(EA. END)
.26
.31 KEY
2.38 LONG
Ø10.28
8.500
8.497
9.06
Ø1.3750
1.3745
8 HOLES
.41 DIA.
5.50
5.50
7.00
8.13
.56
4.50
GREASE RELIEF
(EA. END)
11.50
9.37
6.00
45°
45°
2.04
4 HOLES
.50-13 TAP
Ø7.25 B.C.
10.99
5.25 +.00 -.06
LEAD HOLE
1.38 DIA.
4.25
4.25
7.48
4.92
9.83
CUSTOMER IS RESPONSIBLE FOR DETERMINING THAT THE PRODUCT WILL PERFORM SUITABLY IN THE INTENDED APPLICATION
REV. DESC: CONVERT FROM AUTOCAD TO SWD
REV: N
VERSION: 04
REVISED: 03:12:03 10/31/2023
TDR: 000001218972
MODEL NO. 07LYH058
REF: -
BY: USALMAZ
B
BALDOR - RELIANCE®
HORZ 213-5TC TEFC 307M SUPER-E
07LYH058

CD0005

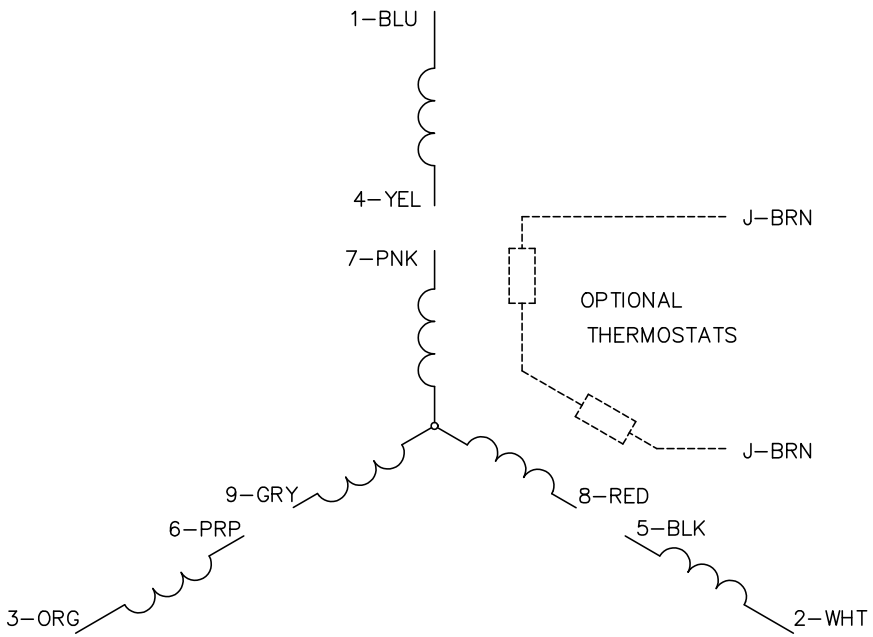

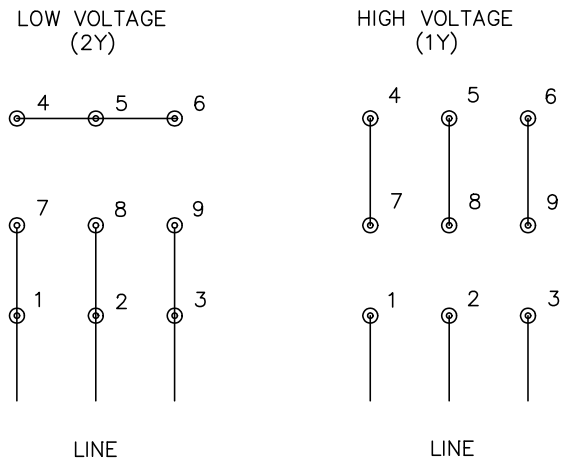

NOTES:

1. INTERCHANGE ANY TWO LINE LEADS TO REVERSE ROTATION.
2. OPTIONAL THERMOSTATS ARE PROVIDED WHEN SPECIFIED.
3. ACTUAL NUMBER OF INTERNAL PARALLEL CIRCUITS MAY BE A MULTIPLE OF THOSE SHOWN ABOVE.
4. LEAD COLORS ARE OPTIONAL. LEADS MUST ALWAYS BE NUMBERED AS SHOWN.

CD0005

REV. DESC: REVISE TO SHOW OPTIONAL COLORS			
REV. LTR: E	BY: JLP	REVISED: 01/19/99 10:15	TDR: 0171435
CD0005		FILE: AAA00005140	MDL: –
		MTL: –	

BALDOR ELECTRIC Co.

3PH, DV, 9 LEADS