Customer information packet

CEM3711T

10HP, 3490RPM, 3PH, 60HZ, 215TC, 3728M, TEFC, F
Class - None
Division - Not Applicable

Copyright © All product information within this document is subject to ABB Motors and Mechanical Inc. copyright © protection, unless otherwise noted.
6/9/2025 4:20:38 AM

Specifications

Enclosure	TEFC
Frame	215TC
Frame Material	Steel
Frequency	60.00 Hz
Haz Area Class and Group	None
Haz Area Division	Not Applicable
Motor Letter Type	Three Phase
Output @ Frequency	10.000 HP @ 60 HZ
Phase	3
Synchronous Speed @ Frequency	3600 RPM @ 60 HZ
Voltage @ Frequency	230.0 V @ 60 HZ 460.0 V @ 60 HZ
Agency Approvals	CSA EEV CURUSEEV NEMA PREMIUM NEMA_PREMIUM UR
Ambient Temperature	40 °C
Auxillary Box	No Auxillary Box
Auxillary Box Lead Termination	None
Base Indicator	Rigid
Bearing Grease Type	Polyrex EM (-20F +300F)
Blower	None
Current @ Voltage	23.200 A @ 230.0 V 24.900 A @ 208.0 V 11.600 A @ 460.0 V
Design Code	B
Drip Cover	No Drip Cover
Duty Rating	CONT
Efficiency @ 100% Load	90.2 %
Electrically Isolated Bearing	Not Electrically Isolated
Feedback Device	NO FEEDBACK

Part detail

Revision	S
Type	AC
Mech. spec.	37G814
Base	
Status	PRD/A
Elec. spec.	37WGS864
Layout	37LYG814
Eff. date	05-02-2024
CD Diagram	CD0005
Poles	02
Leads	9#14
Proprietary	False
Created date	11-28-2011

Front Face Code	Standard
Front Shaft Indicator	None
Heater Indicator	No Heater
High Voltage Full Load Amps	11.6 a
Insulation Class	F
Inverter Code	Inverter Duty
KVA Code	G
Lifting Lugs	Standard Lifting Lugs
Locked Bearing Indicator	Locked Bearing
Motor Lead Exit	Ko Box
Motor Lead Quantity/Wire Size	9 @ 14 AWG
Motor Lead Termination	Flying Leads
Motor Standards	NEMA
Motor Type	3730M
Mounting Arrangement	F1
Number of Poles	2
Overall Length	18.63 IN
Power Factor	88
Product Family	General Purpose
Pulley End Bearing Type	Ball
Pulley Face Code	C-Face
Pulley Shaft Indicator	Standard
Rodent Screen	None
RoHS Status	ROHS COMPLIANT
Service Factor	1.15
Shaft Diameter	1.375 IN
Shaft Extension Location	Pulley End
Shaft Ground Indicator	No Shaft Grounding
Shaft Rotation	Reversible
Shaft Slinger Indicator	No Slinger
Speed	3490 rpm
Speed Code	Single Speed
Starting Method	Direct on line
Thermal Device - Bearing	None

Thermal Device - Winding	None
Vibration Sensor Indicator	No Vibration Sensor
Winding Thermal 1	None
Winding Thermal 2	None

Nameplate

NP3441LUA										
CAT.NO.	CEM3711T									
SPEC	37G814S864G1									
HP	10									
VOLTS	230/460									
AMPS	23.2/11.6									
RPM	3490									
FRAME	215TC		**HZ**	60			**PH**	3		
SF	1.15	**CODE**	G	**DES**	B	**CLASS**		F		
NEMA NOM. EFF	90.2	**PF**	88							
RATING	40C AMB-CONT									
CC	010A									
ENCL	TEFC	**SER**								
DE	6307		**ODE**	6206						
VPWM INVERTER READY										
CT6-60H(10:1)VT3-60H(20:1										
	50Hz 10HP 190/380V 28.2/14.1A									SF1.0

AC Induction Motor Performance Data
Record # 53399
Typical performance - not guaranteed values

Winding: 37WGS864-R028	**Type:** 3730M	**Enclosure:** TEFC

Nameplate Data			
Rated Output (HP)			10
Volts			230/460
Full Load Amps			23.2/11.6
R.P.M.			3490
Hz	60	**Phase**	3
NEMA Design Code	B	**KVA Code**	G
Service Factor (S.F.)			1.15
NEMA Nom. Eff.	90.2	**Power Factor**	88
Rating - Duty			40C AMB-CONT
S.F. Amps			

460 V, 60 Hz: High Voltage Connection	
Full Load Torque	14.94 LB-FT
Start Configuration	direct on line
Breakdown Torque	46.1 LB-FT
Pull-up Torque	19.3 LB-FT
Locked-rotor Torque	23.7 LB-FT
Starting Current	77.3 A
No-load Current	3.66 A
Line-line Res. @ 25ºC	1.05 Ω
Temp. Rise @ Rated Load	78°C
Temp. Rise @ S.F. Load	97°C
Locked-rotor Power Factor	33.7
Rotor inertia	0.273 LB-FT2

Load Characteristics 460 V, 60 Hz, 10 HP

% of Rated Load	**25**	**50**	**75**	**100**	**125**	**150**	**S.F.**
Power Factor	57	78	85	88	90	89	88
Efficiency	88.6	91.7	91.6	90.6	89.1	87.3	90
Speed	3573	3548	3520	3489	3455	3417	3464
Line amperes	4.56	6.49	8.9	11.6	14.6	17.9	13.5

ABB Motors and Mechanical Inc.

WINDING # 37WGS864

10 HP 3 PH 60 HZ 3490 RPM 460 V 3730M

Typical performance - not guaranteed values.

TORQUES(LB-FT): PO=46.1 PU=19.3 LR=23.7 LRA=77.3

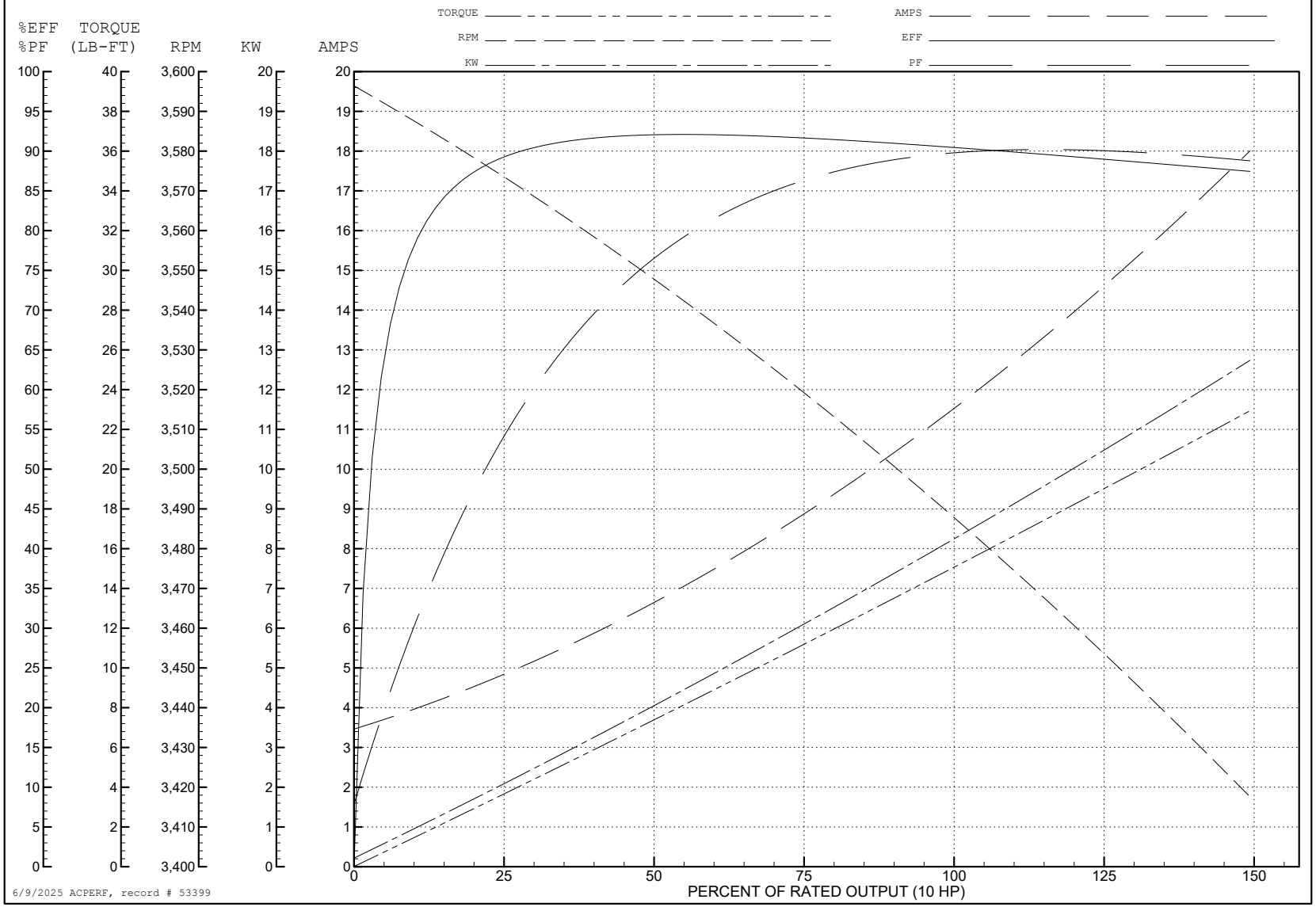

6/9/2025 ACPERF, record # 53399

AC Induction Motor Performance Data
Record # 59174
Typical performance - not guaranteed values

Winding: 37WGS864-R028	**Type:** 3728M	**Enclosure:** TEFC

Nameplate Data			
Rated Output (HP)			10
Volts			230/460
Full Load Amps			23.6/11.8
R.P.M.			3490
Hz	60	**Phase**	3
NEMA Design Code	B	**KVA Code**	G
Service Factor (S.F.)			1.15
NEMA Nom. Eff.	90.2	**Power Factor**	87
Rating - Duty			40C AMB-CONT
S.F. Amps			

230 V, 60 Hz: Low Voltage Connection	
Full Load Torque	15 LB-FT
Start Configuration	direct on line
Breakdown Torque	45.7 LB-FT
Pull-up Torque	21.9 LB-FT
Locked-rotor Torque	25.4 LB-FT
Starting Current	152 A
No-load Current	8.25 A
Line-line Res. @ 25ºC	0.248 Ω
Temp. Rise @ Rated Load	79°C
Temp. Rise @ S.F. Load	98°C
Locked-rotor Power Factor	33.1
Rotor inertia	0.255 LB-FT2

Load Characteristics 230 V, 60 Hz, 10 HP

% of Rated Load	**25**	**50**	**75**	**100**	**125**	**150**	**S.F.**
Power Factor	53	74	84	87	88	89	88
Efficiency	86.7	91	91.4	90.6	89.1	87.3	90
Speed	3575	3547	3516	3482	3445	3401	3464
Line amperes	9.88	13.7	18.2	23.6	29.5	36	27.1

ABB Motors and Mechanical Inc.

WINDING # 37WGS864

10 HP 3 PH 60 HZ 3490 RPM 230 V 3728M

Typical performance - not guaranteed values.

TORQUES(LB-FT): PO=45.7 PU=21.9 LR=25.4 LRA=152

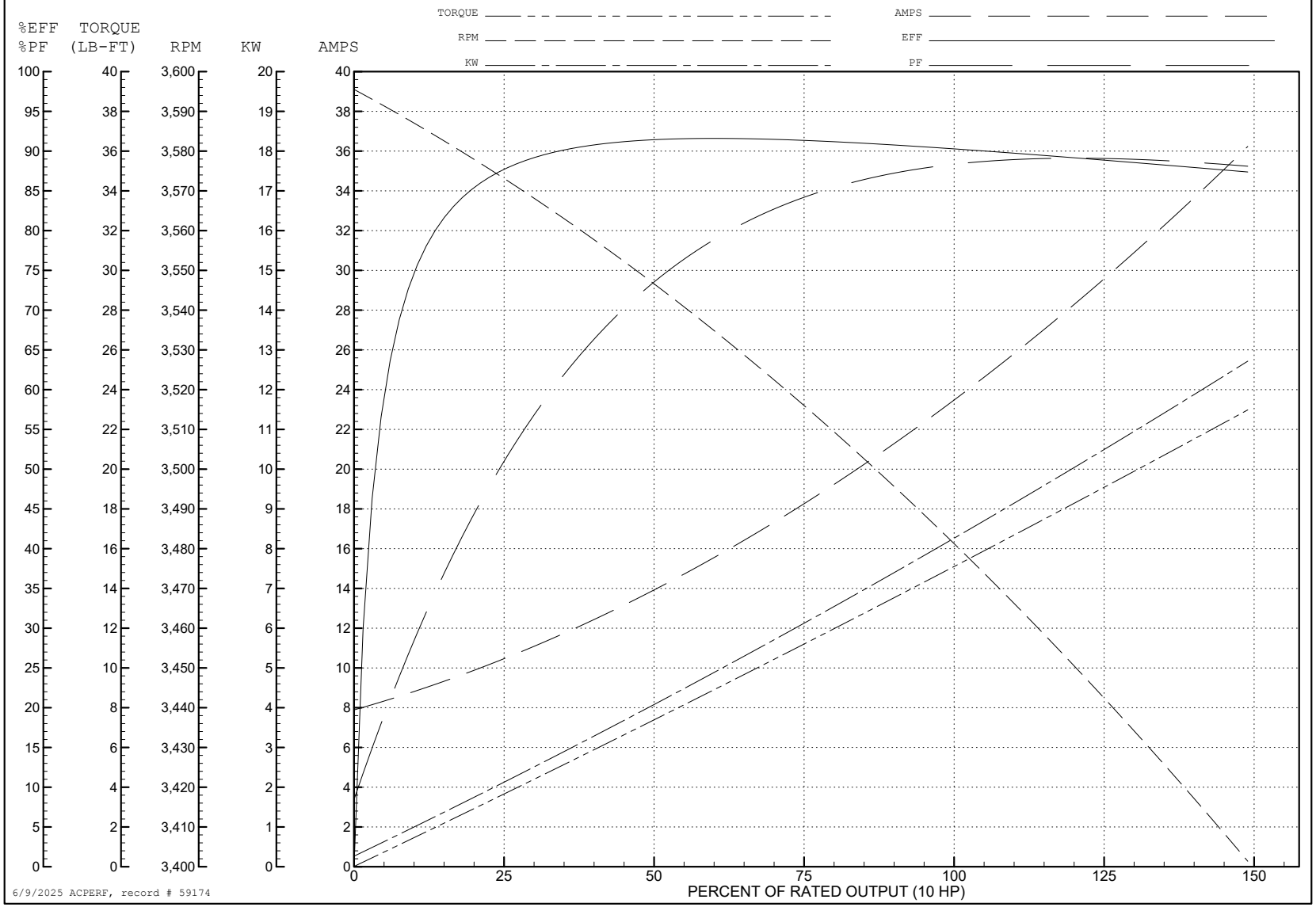

6/9/2025 ACPERF, record # 59174

AC Induction Motor Performance Data
Record # 69805
Typical performance - not guaranteed values

Winding: 37WGS864-R028	**Type:** 3728M	**Enclosure:** TEFC

Nameplate Data			
Rated Output (HP)			10
Volts			230/460
Full Load Amps			23.6/11.8
R.P.M.			3490
Hz	60	**Phase**	3
NEMA Design Code	B	**KVA Code**	G
Service Factor (S.F.)			1.15
NEMA Nom. Eff.	90.2	**Power Factor**	87
Rating - Duty			40C AMB-CONT
S.F. Amps			

480 V, 60 Hz: High Voltage Connection	
Full Load Torque	14.97 LB-FT
Start Configuration	direct on line
Breakdown Torque	50.07 LB-FT
Pull-up Torque	24.32 LB-FT
Locked-rotor Torque	28.21 LB-FT
Starting Current	80.47 A
No-load Current	4.85 A
Line-line Res. @ 25ºC	0.991 Ω
Temp. Rise @ Rated Load	78°C
Temp. Rise @ S.F. Load	97°C
Locked-rotor Power Factor	33.1
Rotor inertia	0.255 LB-FT2

Load Characteristics 480 V, 60 Hz, 10 HP

% of Rated Load	**25**	**50**	**75**	**100**	**125**	**150**	**S.F.**
Power Factor	46	67	78	83	86	87	85
Efficiency	85.9	90.5	91.2	90.5	89.3	87.6	89.8
Speed	3577	3550	3521	3489	3454	3414	3468
Line amperes	5.56	7.29	9.34	11.81	14.5	17.52	13.4

ABB Motors and Mechanical Inc.

WINDING # 37WGS864

10 HP 3 PH 60 HZ 3490 RPM 480 V 3728M

Typical performance - not guaranteed values.

TORQUES(LB-FT): PO=50.07 PU=24.32 LR=28.21 LRA=80.47

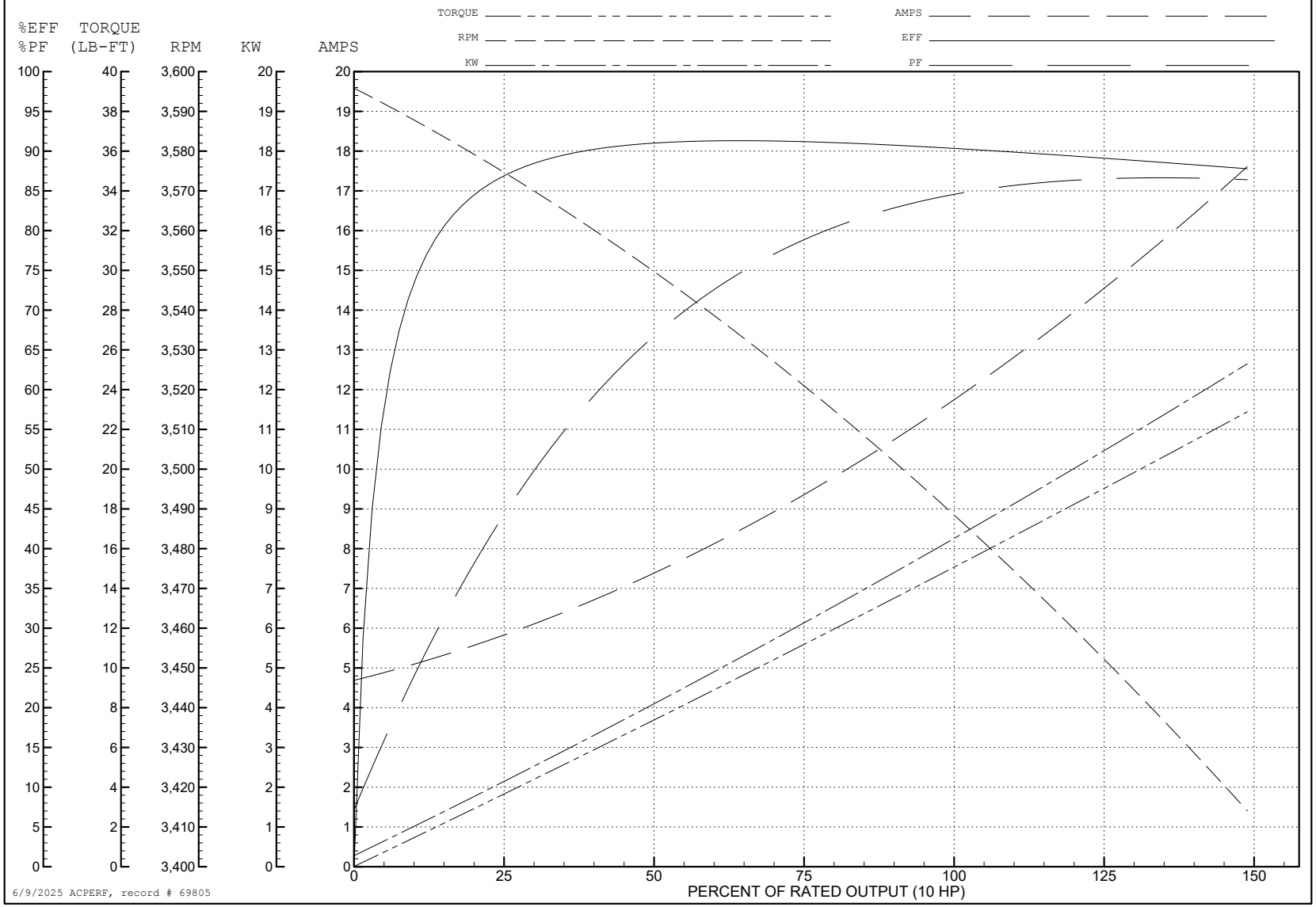

6/9/2025 ACPERF, record # 69805

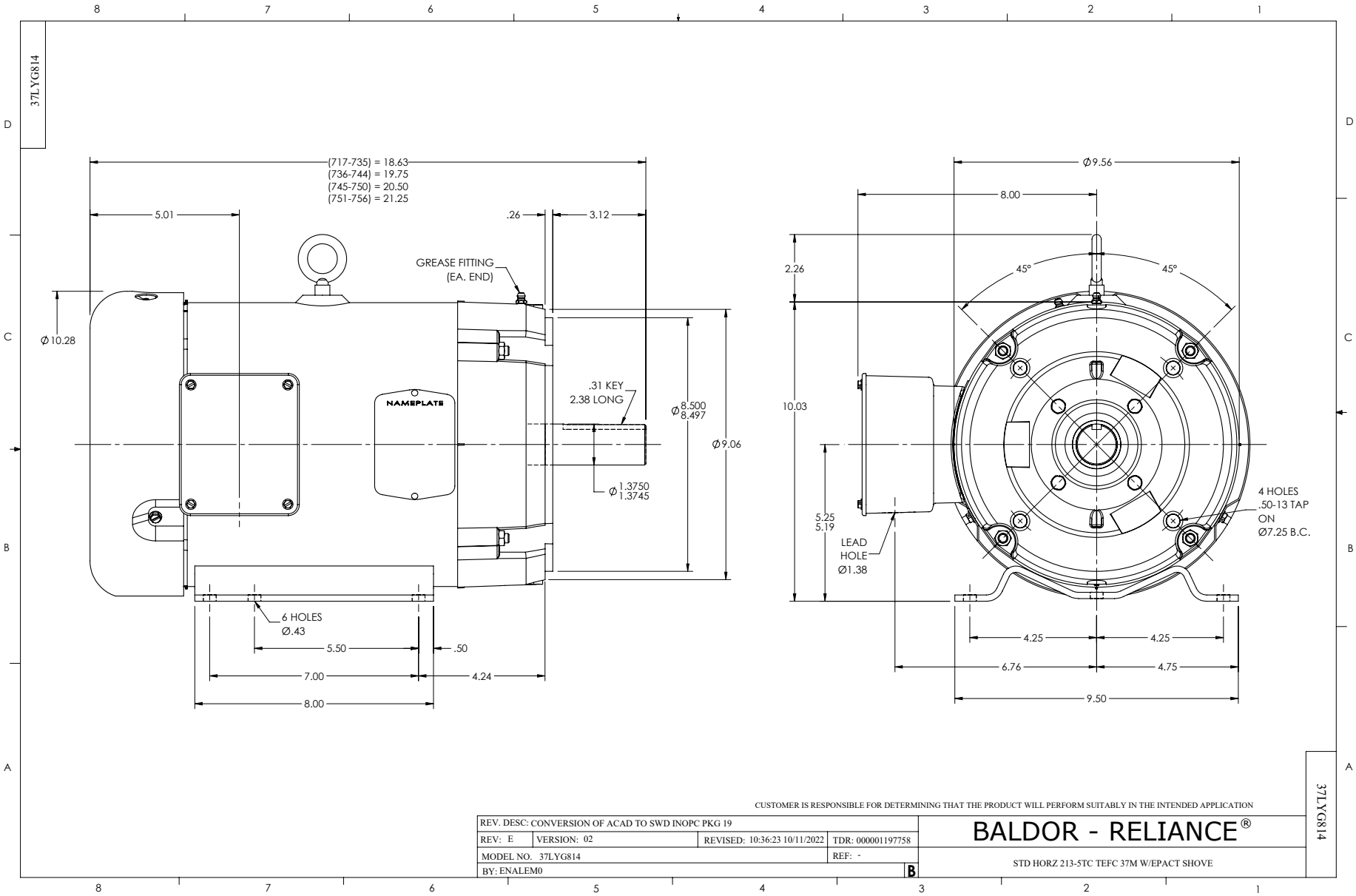
37LYG814
(717-735) = 18.63
(736-744) = 19.75
(745-750) = 20.50
(751-756) = 21.25
5.01
.26
3.12
GREASE FITTING
(EA. END)
Ø 10.28
NAMEPLATE
.31 KEY
2.38 LONG
Ø 8.500
8.497
Ø 9.06
Ø 1.3750
1.3745
6 HOLES
Ø.43
5.50
.50
7.00
4.24
8.00
Ø 9.56
8.00
2.26
45°
45°
10.03
5.25
5.19
LEAD
HOLE
Ø1.38
4 HOLES
.50-13 TAP
ON
Ø7.25 B.C.
4.25
4.25
6.76
4.75
9.50
CUSTOMER IS RESPONSIBLE FOR DETERMINING THAT THE PRODUCT WILL PERFORM SUITABLY IN THE INTENDED APPLICATION
REV. DESC: CONVERSION OF ACAD TO SWD INOPC PKG 19
REV: E
VERSION: 02
REVISED: 10:36:23 10/11/2022
TDR: 000001197758
MODEL NO. 37LYG814
REF: -
BY: ENALEM0
B
BALDOR - RELIANCE®
STD HORZ 213-5TC TEFC 37M W/EPACT SHOVE
37LYG814

CD0005

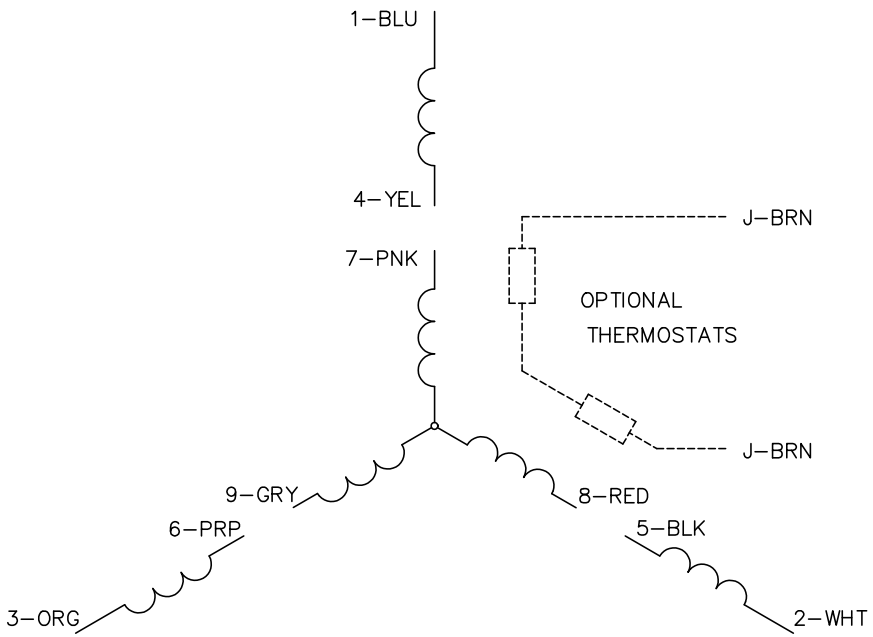

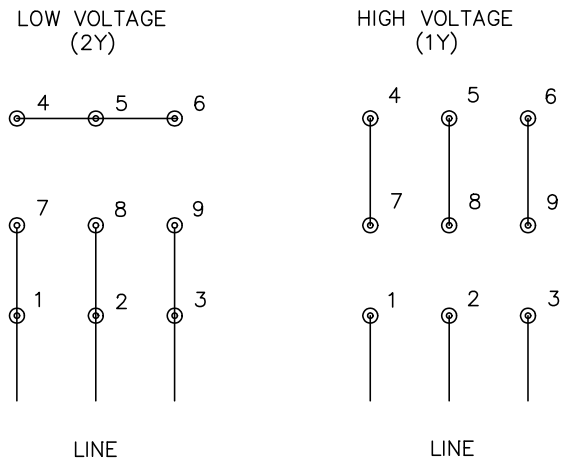

NOTES:

1. INTERCHANGE ANY TWO LINE LEADS TO REVERSE ROTATION.
2. OPTIONAL THERMOSTATS ARE PROVIDED WHEN SPECIFIED.
3. ACTUAL NUMBER OF INTERNAL PARALLEL CIRCUITS MAY BE A MULTIPLE OF THOSE SHOWN ABOVE.
4. LEAD COLORS ARE OPTIONAL. LEADS MUST ALWAYS BE NUMBERED AS SHOWN.

CD0005

REV. DESC: REVISE TO SHOW OPTIONAL COLORS			
REV. LTR: E	BY: JLP	REVISED: 01/19/99 10:15	TDR: 0171435
CD0005		FILE: AAA00005140	MDL: –
		MTL: –	

BALDOR ELECTRIC Co.

3PH, DV, 9 LEADS