Customer information packet

CEM3663T

5HP, 3480RPM, 3PH, 60HZ, 184TC, 0628M, TEFC, F1
Class - None
Division - Not Applicable

Copyright © All product information within this document is subject to ABB Motors and Mechanical Inc. copyright © protection, unless otherwise noted.
6/9/2025 4:20:16 AM

Specifications

Enclosure	TEFC
Frame	184TC
Frame Material	Iron
Frequency	60.00 Hz
Haz Area Class and Group	None
Haz Area Division	Not Applicable
Motor Letter Type	Three Phase
Output @ Frequency	5.000 HP @ 60 HZ
Phase	3
Synchronous Speed @ Frequency	3600 RPM @ 60 HZ
Voltage @ Frequency	230.0 V @ 60 HZ 460.0 V @ 60 HZ
Agency Approvals	CSA EEV CURUSEEV NEMA PREMIUM NEMA_PREMIUM UR
Ambient Temperature	40 °C
Auxillary Box	No Auxillary Box
Auxillary Box Lead Termination	None
Base Indicator	Rigid
Bearing Grease Type	Polyrex EM (-20F +300F)
Blower	None
Current @ Voltage	12.400 A @ 208.0 V 5.800 A @ 460.0 V 11.600 A @ 230.0 V
Design Code	A
Drip Cover	No Drip Cover
Duty Rating	CONT
Efficiency @ 100% Load	88.5 %
Electrically Isolated Bearing	Not Electrically Isolated
Feedback Device	NO FEEDBACK

Part detail

Revision	J
Type	AC
Mech. spec.	06F057
Base	
Status	PRD/A
Elec. spec.	06WGX782
Layout	06LYF057
Eff. date	02-26-2025
CD Diagram	CD0005
Poles	02
Leads	9#16
Proprietary	False
Created date	05-07-2015

Front Face Code	Standard
Front Shaft Indicator	None
Heater Indicator	No Heater
High Voltage Full Load Amps	5.8 a
Insulation Class	F
Inverter Code	Not Inverter
KVA Code	L
Lifting Lugs	Standard Lifting Lugs
Locked Bearing Indicator	Locked Bearing
Motor Lead Exit	Ko Box
Motor Lead Quantity/Wire Size	9 @ 16 AWG
Motor Lead Termination	Flying Leads
Motor Standards	NEMA
Motor Type	0628M
Mounting Arrangement	F1
Number of Poles	2
Overall Length	15.98 IN
Power Factor	90
Product Family	General Purpose
Pulley End Bearing Type	Ball
Pulley Face Code	C-Face
Pulley Shaft Indicator	Standard
Rodent Screen	None
Service Factor	1.15
Shaft Diameter	1.125 IN
Shaft Extension Location	Pulley End
Shaft Ground Indicator	No Shaft Grounding
Shaft Rotation	Reversible
Shaft Slinger Indicator	No Slinger
Speed	3480 rpm
Speed Code	Single Speed
Starting Method	Direct on line
Thermal Device - Bearing	None
Thermal Device - Winding	None

Vibration Sensor Indicator	No Vibration Sensor
Winding Thermal 1	None
Winding Thermal 2	None

Nameplate

NP3441LUA										
CAT.NO.	CEM3663T									
SPEC	06F057X782G1									
HP	5									
VOLTS	230/460									
AMPS	11.6/5.8									
RPM	3480									
FRAME	184TC		**HZ**	60			**PH**	3		
SF	1.15	**CODE**	L	**DES**	A	**CLASS**		F		
NEMA NOM. EFF	88.5	**PF**	90							
RATING	40C AMB-CONT									
CC	010A									
ENCL	TEFC	**SER**								
DE	6206		**ODE**	6205						
VPWM INVERTER READY										
CT6-60H(10:1)VT3-60H(20:1										
	50Hz 5HP 190/380V 14/7A									SF1.0

AC Induction Motor Performance Data
Record # 53080
Typical performance - not guaranteed values

Winding: 06WGX782-R005	**Type:** 0628M	**Enclosure:** TEFC

Nameplate Data				**460 V, 60 Hz: High Voltage Connection**	
Rated Output (HP)			5	**Full Load Torque**	7.55 LB-FT
Volts			230/460	**Start Configuration**	direct on line
Full Load Amps			11.6/5.8	**Breakdown Torque**	35.8 LB-FT
R.P.M.			3480	**Pull-up Torque**	23.1 LB-FT
Hz	60	**Phase**	3	**Locked-rotor Torque**	27.7 LB-FT
NEMA Design Code	A	**KVA Code**	L	**Starting Current**	59.9 A
Service Factor (S.F.)			1.15	**No-load Current**	2.05 A
NEMA Nom. Eff.	88.5	**Power Factor**	90	**Line-line Res. @ 25ºC**	2.7676 Ω
Rating - Duty			40C AMB-CONT	**Temp. Rise @ Rated Load**	57°C
S.F. Amps				**Temp. Rise @ S.F. Load**	71°C

Load Characteristics 460 V, 60 Hz, 5 HP

% of Rated Load	**25**	**50**	**75**	**100**	**125**	**150**	**S.F.**
Power Factor	56	77	87	91	93	94	92
Efficiency	85.8	89.9	90.1	89.3	87.9	86.2	88.5
Speed	3573.6	3546.9	3516.7	3485.2	3451.8	3413.3	3465
Line amperes	2.45	3.35	4.53	5.8	7.17	8.69	6.62

ABB Motors and Mechanical Inc.

WINDING # 06WGX782

Typical performance - not guaranteed values.

5 HP 3 PH 60 HZ 3480 RPM 460 V 0628M

TORQUES(LB-FT): PO=35.8 PU=23.1 LR=27.7 LRA=59.9

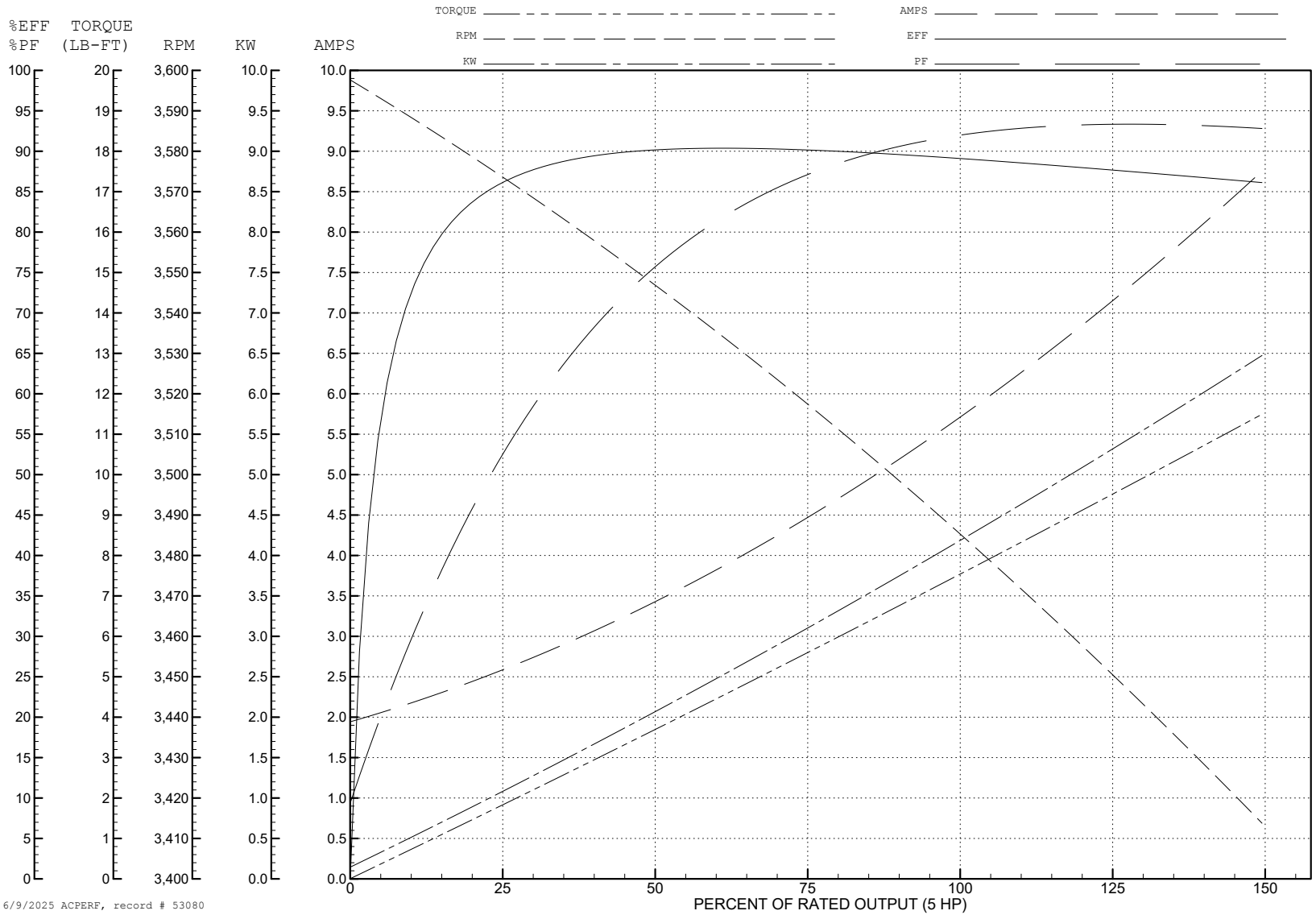

6/9/2025 ACPERF, record # 53080

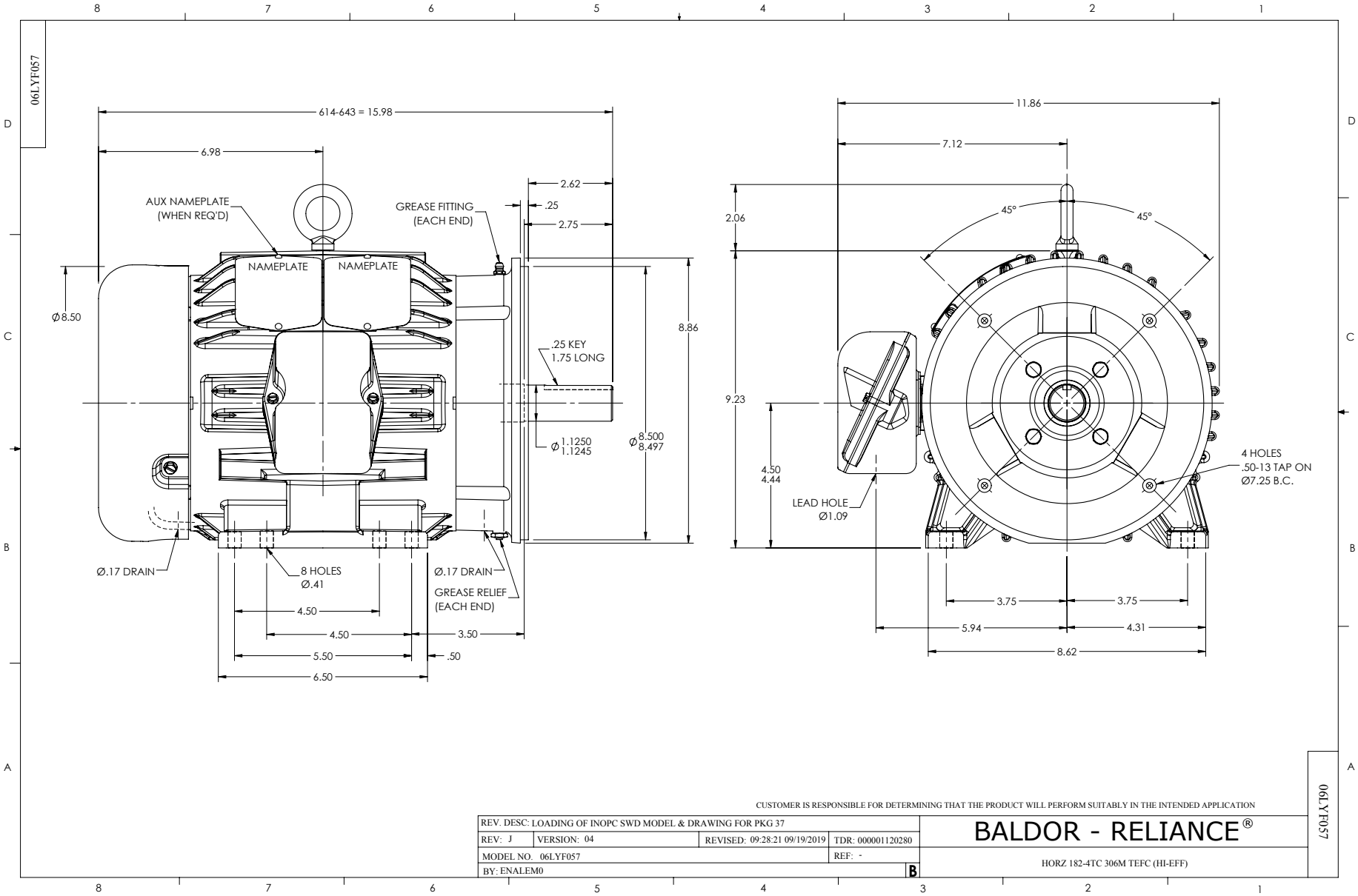
06LYF057
614-643 = 15.98
6.98
AUX NAMEPLATE
(WHEN REQ'D)
NAMEPLATE
NAMEPLATE
GREASE FITTING
(EACH END)
2.62
.25
2.75
Ø8.50
8.86
.25 KEY
1.75 LONG
Ø 1.1250
1.1245
Ø 8.500
8.497
Ø.17 DRAIN
8 HOLES
Ø.41
Ø.17 DRAIN
GREASE RELIEF
(EACH END)
4.50
4.50
3.50
5.50
.50
6.50
11.86
7.12
2.06
45°
45°
9.23
4.50
4.44
LEAD HOLE
Ø1.09
4 HOLES
.50-13 TAP ON
Ø7.25 B.C.
3.75
3.75
5.94
4.31
8.62
CUSTOMER IS RESPONSIBLE FOR DETERMINING THAT THE PRODUCT WILL PERFORM SUITABLY IN THE INTENDED APPLICATION
REV. DESC: LOADING OF INOPC SWD MODEL & DRAWING FOR PKG 37
REV: J
VERSION: 04
REVISED: 09:28:21 09/19/2019
TDR: 000001120280
MODEL NO. 06LYF057
REF: -
BY: ENALEM0
B
BALDOR - RELIANCE®
HORZ 182-4TC 306M TEFC (HI-EFF)
06LYF057

CD0005

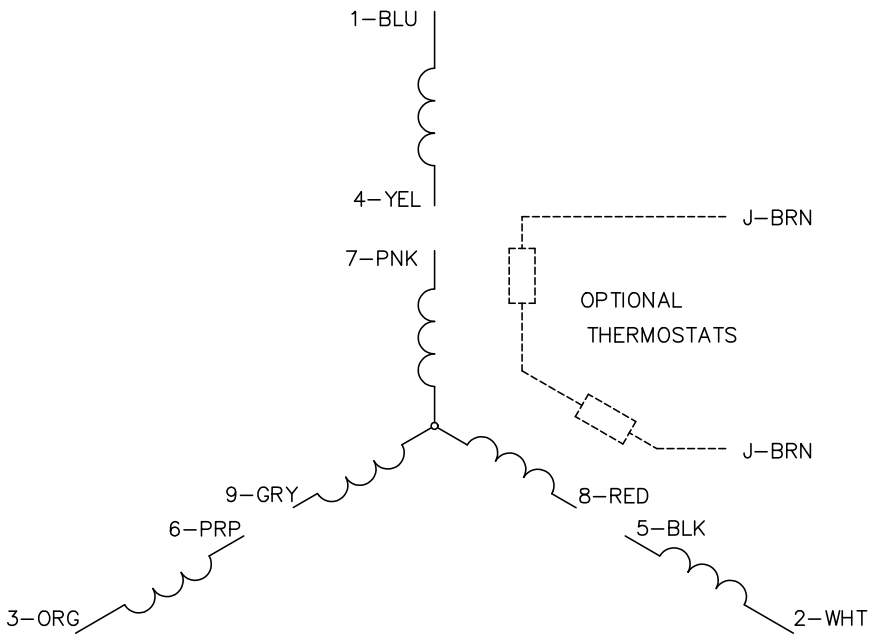

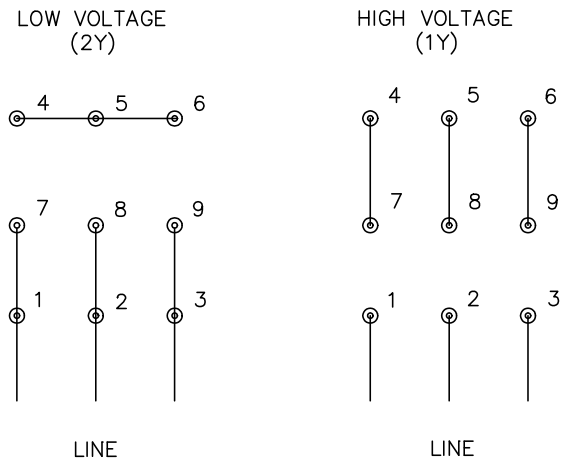

NOTES:

1. INTERCHANGE ANY TWO LINE LEADS TO REVERSE ROTATION.
2. OPTIONAL THERMOSTATS ARE PROVIDED WHEN SPECIFIED.
3. ACTUAL NUMBER OF INTERNAL PARALLEL CIRCUITS MAY BE A MULTIPLE OF THOSE SHOWN ABOVE.
4. LEAD COLORS ARE OPTIONAL. LEADS MUST ALWAYS BE NUMBERED AS SHOWN.

CD0005

REV. DESC: REVISE TO SHOW OPTIONAL COLORS			
REV. LTR: E	BY: JLP	REVISED: 01/19/99 10:15	TDR: 0171435
CD0005		FILE: AAA00005140	MDL: –
		MTL: –	

BALDOR ELECTRIC Co.

3PH, DV, 9 LEADS