Customer information packet

CEM3556

1HP, 1170RPM, 3PH, 60HZ, 56C, 3526M, TEFC, F1, N
Class - None
Division - Not Applicable

Copyright © All product information within this document is subject to ABB Motors and Mechanical Inc. copyright © protection, unless otherwise noted.
6/9/2025 4:19:04 AM

Specifications

Enclosure	TEFC
Frame	56C
Frame Material	Steel
Frequency	60.00 Hz
Haz Area Class and Group	None
Haz Area Division	Not Applicable
Motor Letter Type	Three Phase
Output @ Frequency	1.000 HP @ 60 HZ
Phase	3
Synchronous Speed @ Frequency	1200 RPM @ 60 HZ
Voltage @ Frequency	230.0 V @ 60 HZ 460.0 V @ 60 HZ
Agency Approvals	CSA EEV NEMA PREMIUM NEMA_PREMIUM UR
Ambient Temperature	40 °C
Auxillary Box	No Auxillary Box
Auxillary Box Lead Termination	None
Base Indicator	Rigid
Bearing Grease Type	Polyrex EM (-20F +300F)
Blower	None
Current @ Voltage	3.500 A @ 208.0 V 3.000 A @ 230.0 V 1.500 A @ 460.0 V
Design Code	B
Drip Cover	No Drip Cover
Duty Rating	CONT
Efficiency @ 100% Load	82.5 %
Electrically Isolated Bearing	Not Electrically Isolated
Feedback Device	NO FEEDBACK
Front Shaft Indicator	None

Part detail

Revision	C
Type	AC
Mech. spec.	35A012
Base	
Status	PRD/A
Elec. spec.	35WGG019
Layout	35LYA012
Eff. date	04-29-2024
CD Diagram	CD0005
Poles	06
Leads	9#18 Y
Proprietary	False
Created date	09-09-2022

Heater Indicator	No Heater
High Voltage Full Load Amps	1.5 a
Insulation Class	F
Inverter Code	Inverter Ready
KVA Code	J
Lifting Lugs	No Lifting Lugs
Locked Bearing Indicator	Locked Bearing
Motor Lead Quantity/Wire Size	9 @ 18 AWG
Motor Lead Termination	Flying Leads
Motor Standards	NEMA
Motor Type	3526M
Mounting Arrangement	F1
Number of Poles	6
Overall Length	13.23 IN
Power Factor	67
Product Family	General Purpose
Pulley End Bearing Type	Ball
Pulley Face Code	C-Face
Pulley Shaft Indicator	Standard
Rodent Screen	None
Service Factor	1.15
Shaft Diameter	0.625 IN
Shaft Ground Indicator	No Shaft Grounding
Shaft Rotation	Reversible
Shaft Slinger Indicator	No Slinger
Speed	1170 rpm
Speed Code	Single Speed
Starting Method	Direct on line
Thermal Device - Bearing	None
Thermal Device - Winding	None
Vibration Sensor Indicator	No Vibration Sensor
Winding Thermal 1	None
Winding Thermal 2	None

Nameplate

NP3441LUA									
CAT.NO.	CEM3556								
SPEC	35A012G019G1								
HP	1								
VOLTS	230/460								
AMPS	3/1.5								
RPM	1170								
FRAME	56C	**HZ**	60	**PH**	3				
SF	1.15	**CODE**	J	**DES**	B	**CLASS**	F		
NEMA NOM. EFF	82.5	**PF**	67						
RATING	40C AMB-CONT								
CC	010A								
ENCL	TEFC	**SER**							
DE	6205	**ODE**	6203						
VPWM INVERTER READY	SFA 3.72/1.86								
CT6-60H(10:1)VT3-60H(20:1									

AC Induction Motor Performance Data
Record # 77838
Typical performance - not guaranteed values

Winding: 35WGG019-R001	**Type:** 3526M	**Enclosure:** TEFC

Nameplate Data			
Rated Output (HP)			1
Volts			230/460
Full Load Amps			3.0/1.5
R.P.M.			1155
Hz	60	**Phase**	3
NEMA Design Code	B	**KVA Code**	J
Service Factor (S.F.)			1.15
NEMA Nom. Eff.	0	**Power Factor**	0
Rating - Duty			40C AMB-CONT
S.F. Amps			

460 V, 60 Hz: High Voltage Connection	
Full Load Torque	4.479 LB-FT
Start Configuration	direct on line
Breakdown Torque	11.9 LB-FT
Pull-up Torque	7.06 LB-FT
Locked-rotor Torque	8.62 LB-FT
Starting Current	9.06 A
No-load Current	1.02 A
Line-line Res. @ 25ºC	20.372 Ω
Temp. Rise @ Rated Load	46°C
Temp. Rise @ S.F. Load	56°C
Locked-rotor Power Factor	48

Load Characteristics 460 V, 60 Hz, 1 HP

% of Rated Load	**25**	**50**	**75**	**100**	**125**	**150**	**S.F.**
Power Factor	29	47	1	1	1	1	1
Efficiency	73.5	81.9	83.5	83.1	81.6	79.1	82.2
Speed	1192.5	1185.4	1177.6	1168.7	1159	1147	1163
Line amperes	1.07	1.21	1.41	1.67	1.98	2.35	1.86

ABB Motors and Mechanical Inc.

WINDING # 35WGG019

1 HP 3 PH 60 HZ 1155 RPM 460 V 3526M

Typical performance - not guaranteed values.

TORQUES(LB-FT): PO=11.9 PU=7.06 LR=8.62 LRA=9.06

TORQUE

RPM

WATTS

AMPS

EFF

PF

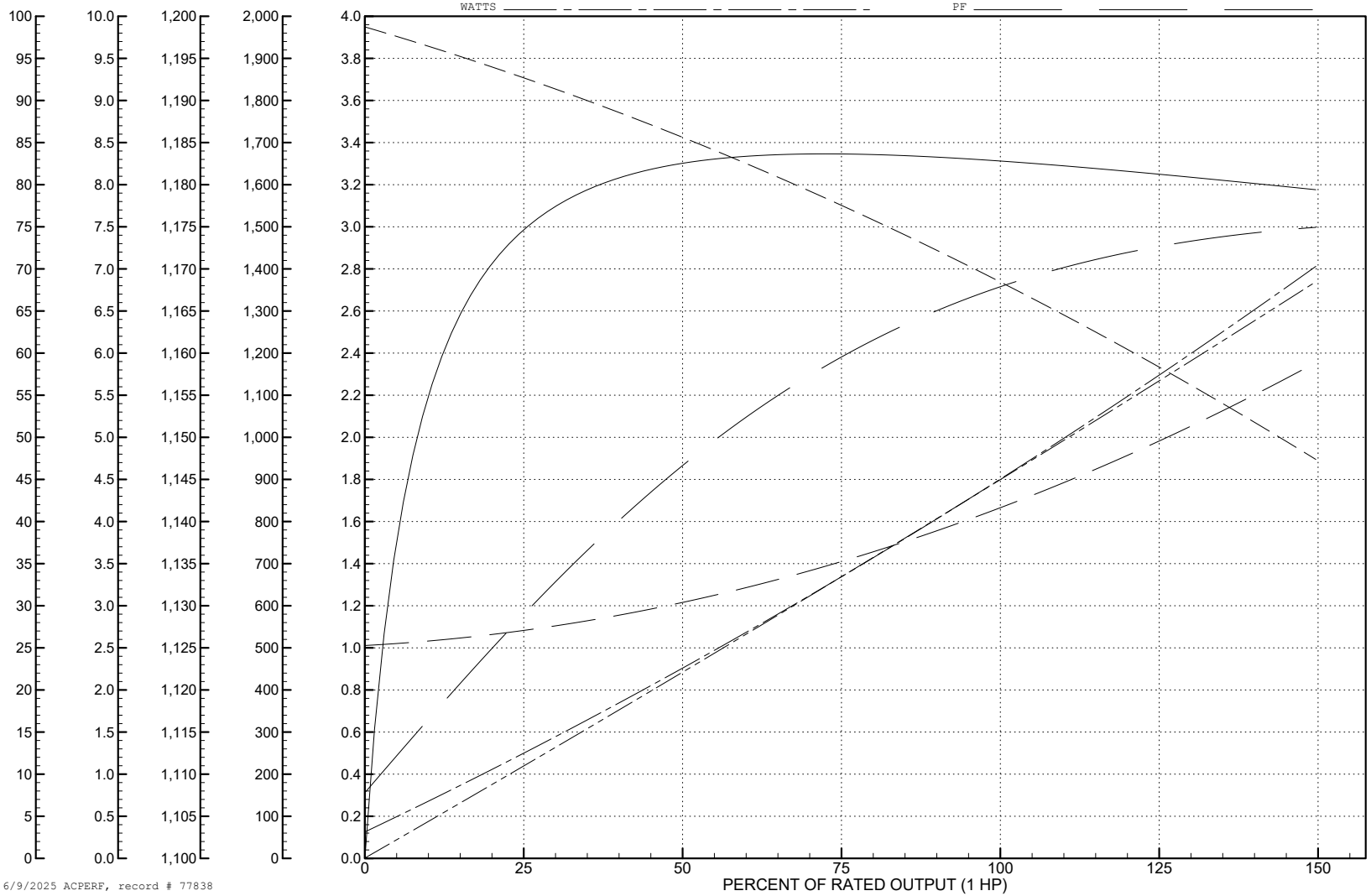

6/9/2025 ACPERF, record # 77838

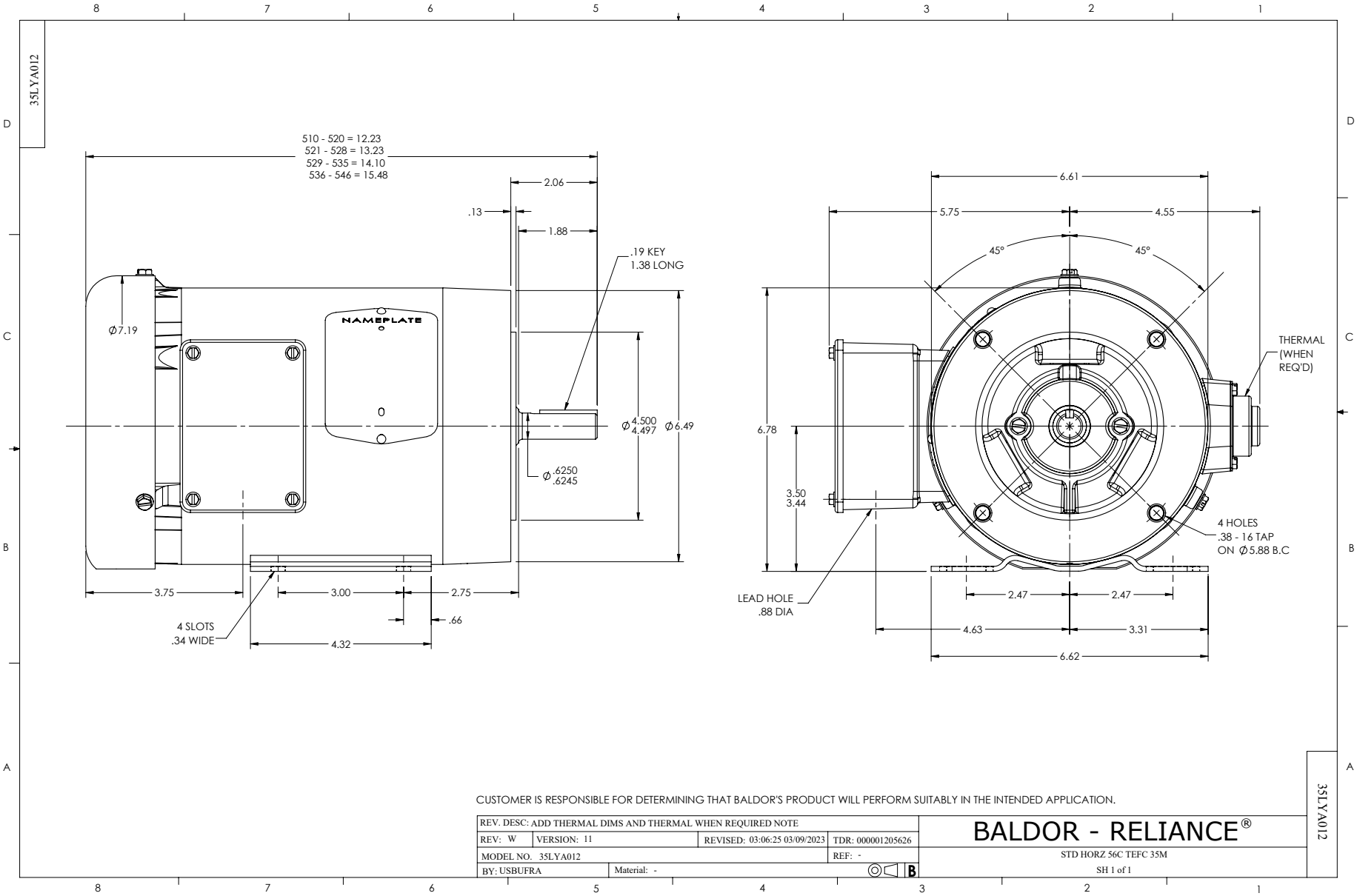
35LYA012
510 - 520 = 12.23
521 - 528 = 13.23
529 - 535 = 14.10
536 - 546 = 15.48
2.06
.13
1.88
.19 KEY
1.38 LONG
Ø7.19
NAMEPLATE
Ø 4.500
4.497
Ø6.49
Ø .6250
.6245
3.75
3.00
2.75
.66
4 SLOTS
.34 WIDE
4.32
6.61
5.75
4.55
45°
45°
THERMAL
(WHEN
REQ'D)
6.78
3.50
3.44
4 HOLES
.38 - 16 TAP
ON Ø5.88 B.C
LEAD HOLE
.88 DIA
2.47
2.47
4.63
3.31
6.62
CUSTOMER IS RESPONSIBLE FOR DETERMINING THAT BALDOR'S PRODUCT WILL PERFORM SUITABLY IN THE INTENDED APPLICATION.
REV. DESC: ADD THERMAL DIMS AND THERMAL WHEN REQUIRED NOTE
REV: W
VERSION: 11
REVISED: 03:06:25 03/09/2023
TDR: 000001205626
MODEL NO. 35LYA012
REF: -
BY: USBUFRA
Material: -
B
BALDOR - RELIANCE®
STD HORZ 56C TEFC 35M
SH 1 of 1
35LYA012

CD0005

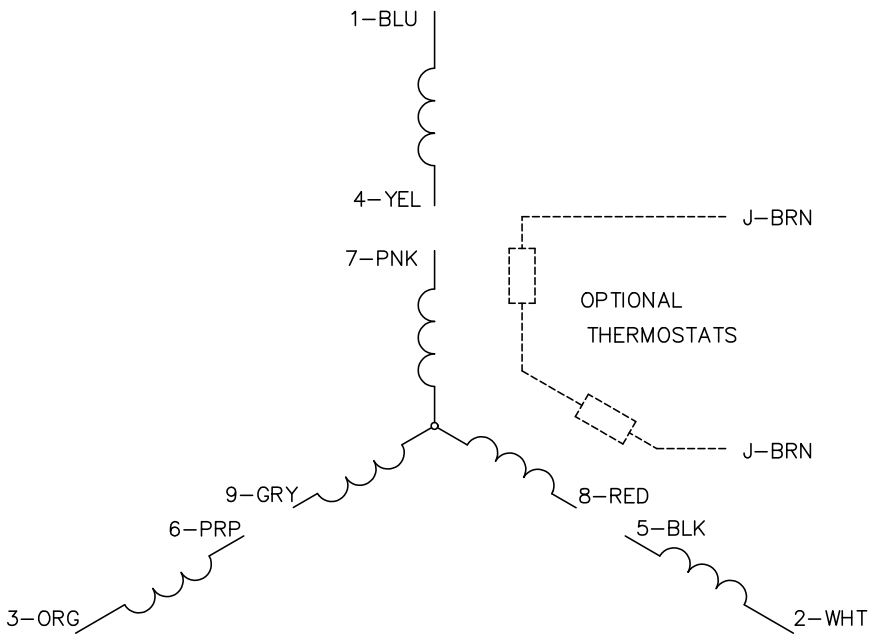

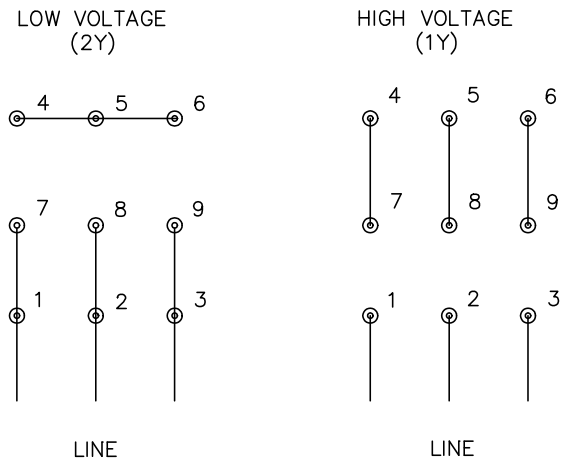

NOTES:

1. INTERCHANGE ANY TWO LINE LEADS TO REVERSE ROTATION.
2. OPTIONAL THERMOSTATS ARE PROVIDED WHEN SPECIFIED.
3. ACTUAL NUMBER OF INTERNAL PARALLEL CIRCUITS MAY BE A MULTIPLE OF THOSE SHOWN ABOVE.
4. LEAD COLORS ARE OPTIONAL. LEADS MUST ALWAYS BE NUMBERED AS SHOWN.

CD0005

REV. DESC: REVISE TO SHOW OPTIONAL COLORS			
REV. LTR: E	BY: JLP	REVISED: 01/19/99 10:15	TDR: 0171435
CD0005		FILE: AAA00005140	MDL: –
		MTL: –	

BALDOR ELECTRIC Co.

3PH, DV, 9 LEADS