# Customer information packet

## CDP3445-V24

1HP, 1800RPM, DC, 56C, 3435P, TEFC, F3, N
Class - None
Division -

Copyright © All product information within this document is subject to ABB Motors and Mechanical Inc. copyright © protection, unless otherwise noted.
6/9/2025 3:58:17 AM

## Specifications

| | |
|---|---|
| **Armature Voltage** | 24 V |
| **Base Speed** | 1800 rpm |
| **Enclosure** | TEFC |
| **Frame** | 56C |
| **Frame Material** | Steel |
| **Haz Area Class and Group** | None |
| **Output Power** | 1.000 HP |
| **Agency Approvals** | CSA |
| | UR |
| **Ambient Temperature** | 40 °C |
| **Armature Current** | 40.9 a |
| **Armature Inertia** | 12.052 lb-ft2 |
| **Base Indicator** | Rigid |
| **Bearing Grease Type** | Polyrex EM (-20F +300F) |
| **Drip Cover** | No Drip Cover |
| **Duty Rating** | CONT |
| **Feedback Device** | NO FEEDBACK |
| **Heater Indicator** | No Heater |
| **Lifting Lugs** | No Lifting Lugs |
| **Motor Lead Exit** | Special |
| **Motor Lead Quantity/Wire Size** | 2 @ 10 AWG |
| **Motor Lead Termination** | Ring Terminals |
| **Motor Standards** | NEMA |
| **Mounting Arrangement** | F3 |
| **Overall Length** | 15.89 IN |
| **Product Family** | General Purpose |
| **Pulley End Bearing Type** | Sealed Bearing |
| **RoHS Status** | ROHS COMPLIANT |
| **Service Factor** | 1.00 |
| **Shaft Diameter** | 0.625 IN |
| **Shaft Extension Location** | Pulley End |
| **Shaft Ground Indicator** | No Shaft Grounding |

## Part detail

| | |
|---|---|
| **Revision** | L |
| **Type** | DC |
| **Mech. spec.** | 34-7074 |
| **Base** | |
| **Status** | PRD/A |
| **Elec. spec.** | 34WGZ619 |
| **Layout** | 34LY7074 |
| **Eff. date** | 10-25-2024 |
| **CD Diagram** | CD0194 |
| **Poles** | 00 |
| **Leads** | |
| **Proprietary** | False |
| **Created date** | 01-01-0001 |

| | |
|---|---|
| **Shaft Rotation** | Reversible |
| **Shaft Slinger Indicator** | No Slinger |

**Nameplate**

| NP0111L | | | |
|---|---|---|---|
| **CAT.NO.** | CDP3445-V24 | | |
| **SPEC.** | 34-7074Z619 | | |
| **HP** | 1 | **ENCL** | TEFC |
| **RPM** | 1800 | | |
| **FRAME** | 56C | **TYPE** | 3435P |
| **ARM V** | 24 | **ARM A** | 40.9 |
| **FLD V** | | **FLD A** | |
| **INSUL** | F | **AMB.** | 40 |
| **DUTY** | CONT | **SUPPLY** | A |
| **BRG/DE** | 6203 | **BRG/ODE** | 6203 |
| **BRUSHES** | 2/BP5112AU01 | | |
| | **BLANK** | | |
| **SER.** | | | |
| **BLANK** | | | |
| **APRV-CSA** | **APRV-UL** | | |

**DC Motor Performance Data**
Record # 507
Typical performance - not guaranteed values

| **Winding:** 34WGZ619-R001 | **Type:** 3435P | **Enclosure:** TEFC |
|---|---|---|

| **Nameplate Data** | |
|---|---|
| **Rated Output (HP)** | 1 |
| **R.P.M.** | 1800 |
| **Armature Volts** | 24 |
| **Armature Amps** | 40.9 |
| **Field Volts** | |
| **Field Amps** | |
| **Rating - Duty** | 40C AMB-CONT |
| **Power Supply Code** | A |

| **General Characteristics** | |
|---|---|
| **Armature Resistance @ 25ºC** | 0.059 Ω |
| | |
| **Voltage Constant** | 12.36 v/krpm |
| | |
| **Armature Inductance** | 0.292 mH |
| **Armature Inertia** | 12.0522 LI² |

**Load Characteristics at 24 Armature Volts**

| **Load Point** | **1** | **2** | **3** | **4** | **5** | **6** | **7** |
|---|---|---|---|---|---|---|---|
| **Armature Amps** | 2.45 | 14.54 | 22.8 | 31.4 | 38.3 | 45.5 | 53.4 |
| **R.P.M.** | 1926 | 1844 | 1801 | 1730 | 1669 | 1603 | 1560 |
| **Torque ( LB-FT )** | 0 | 0.73 | 1.46 | 2.19 | 2.92 | 3.65 | 4.38 |

ABB Motors and Mechanical Inc.

WINDING # 34WGZ619

Typical performance - not guaranteed values.

1 HP DC 1800 RPM 24 V 3435P

ENCL: TEFC DUTY: CONT CL: F

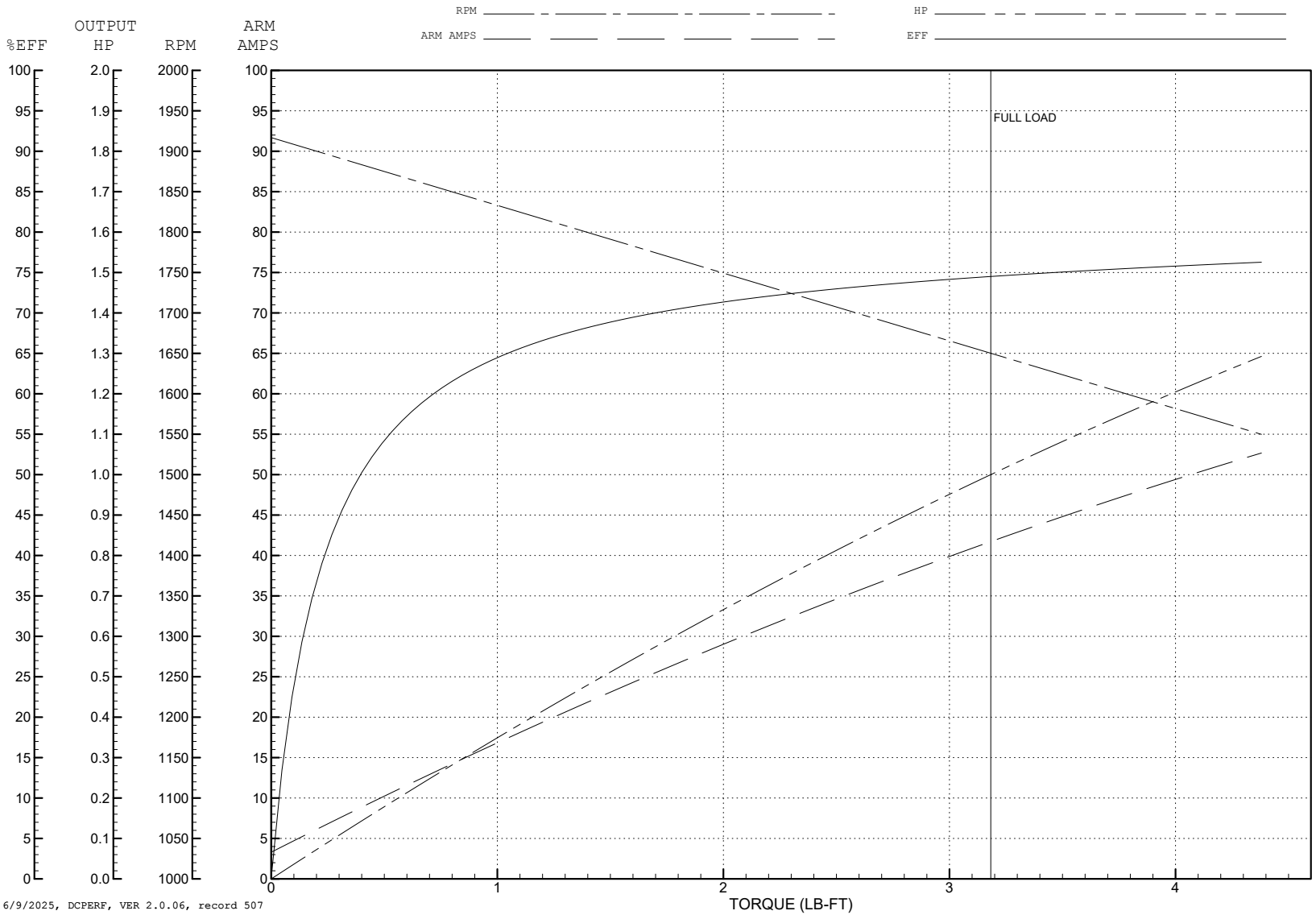


6/9/2025, DCPERF, VER 2.0.06, record 507

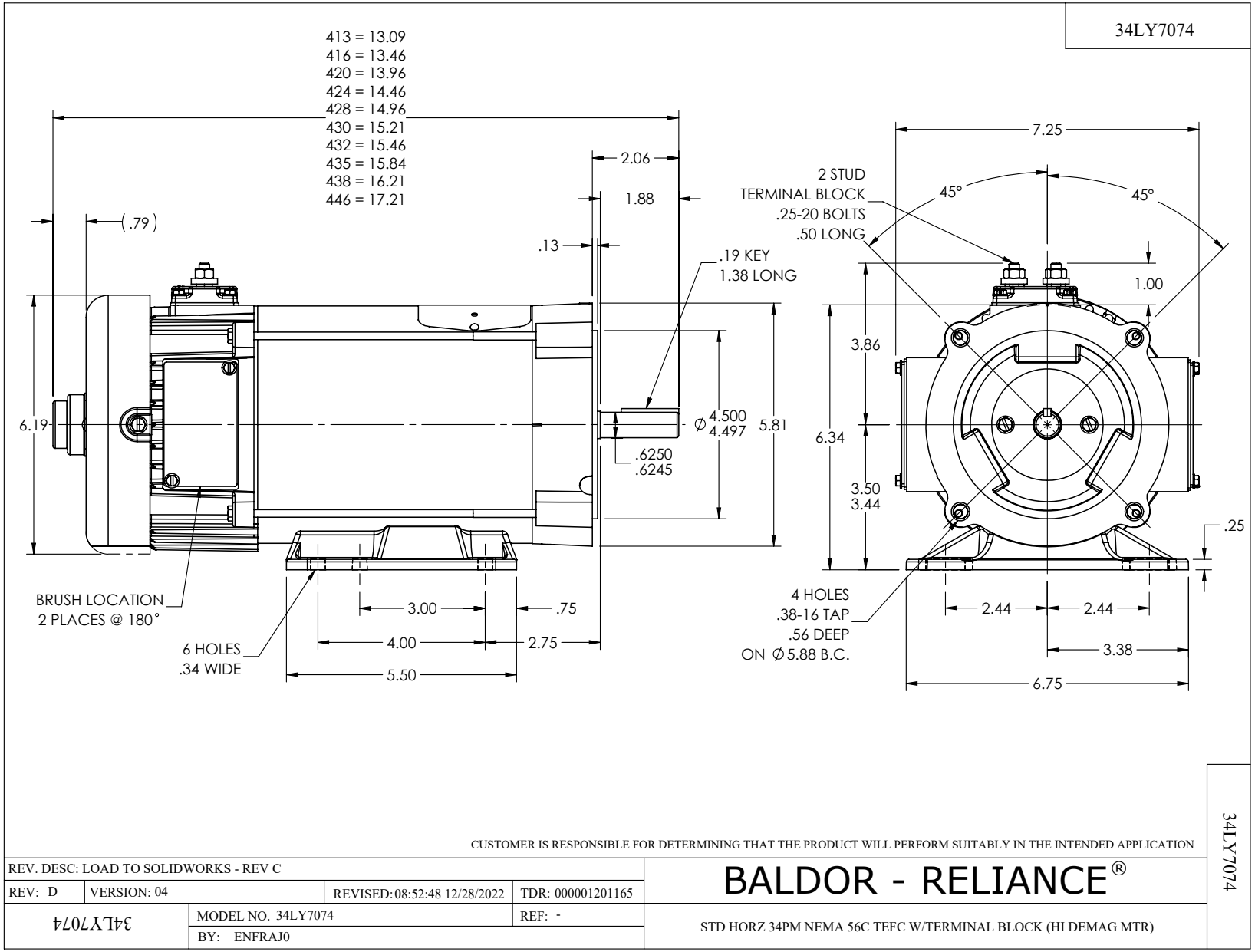


CUSTOMER IS RESPONSIBLE FOR DETERMINING THAT THE PRODUCT WILL PERFORM SUITABLY IN THE INTENDED APPLICATION

| | | | |
|---|---|---|---|
| REV. DESC: LOAD TO SOLIDWORKS - REV C | | | |
| REV: D | VERSION: 04 | REVISED: 08:52:48 12/28/2022 | TDR: 000001201165 |
| 34LY7074 | MODEL NO. 34LY7074 | | REF: - |
| | BY: ENFRAJ0 | | |

BALDOR - RELIANCE®

STD HORZ 34PM NEMA 56C TEFC W/TERMINAL BLOCK (HI DEMAG MTR)

34LY7074

CD0194

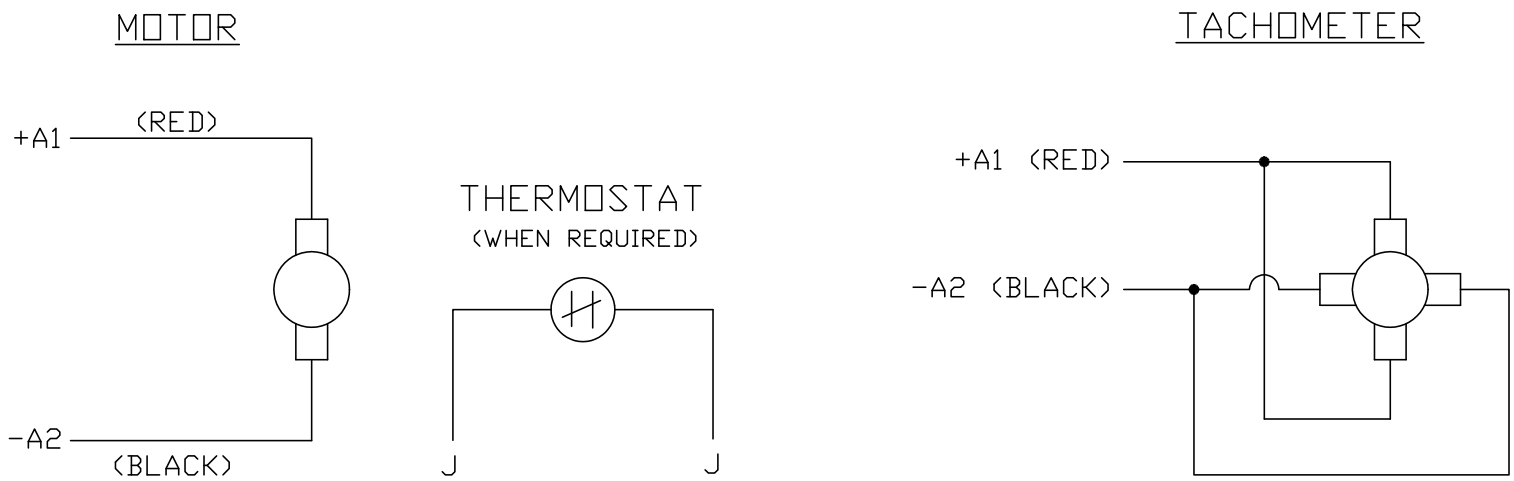


NOTES:

1. CCW ROTATION AS SHOWN FACING COMMUTATOR END. TO REVERSE MOTOR ROTATION OR TACHOMETER OUTPUT POLARITY INTERCHANGE LEADS A1(RED) & A2(BLACK)

2. LEAD COLORS FOR REFERENCE ONLY & NOT SPECIFIED BY THIS DRAWING. LEAD COLORS SPECIFIED BY LAYOUT DRAWING & BILL OF MATERIAL ONLY.

CD0194

| | | | | |
|---|---|---|---|---|
| MATL: – | | | | BALDOR ELECTRIC Co. |
| REV: E | ADDED NOTE "LEAD COLORS FOR REFERENCE ONLY &.... | | | |
| CD0194 | SCALE: – | BY: CK | REVISED: 07/28/95 | CD TYPE P DC PERMANENT MAGNET MOTORS AND TACHOMETERS |
| | FILE: AAA00004503 | | TDR: 0078737 | |