Customer information packet

BSM90N-3150AA

BSM90N-3150AA (NEO) T'STAT, RESOLVE

Copyright © All product information within this document is subject to ABB Motors and Mechanical Inc. copyright © protection, unless otherwise noted.
6/9/2025 4:01:49 AM

Specifications

Enclosure	TENV
Nameplate Speed	2000
Agency Approvals	CE
	CSA
	TUV
	UR
Base Indicator	Bracket Mounted
Dimensional Drawing Numbers	S3LYP100
Frame	D130D
Frame Material	Exposed Laminations
Motor Lead Quantity/Wire Size	3 @ 14 AWG
Motor Standards	IEC
Mounting Arrangement	F1
Nameplate Output	2.18KW
Shaft Rotation	Reversible

Part detail

Revision	AD
Type	AC
Mech. spec.	S3P100
Base	
Status	PRD/A
Elec. spec.	S3WGW064
Layout	S3LYP100
Eff. date	05-13-2025
CD Diagram	CD0006A02
Poles	08
Leads	3#14
Proprietary	False
Created date	01-01-0001

Nameplate

NP2863L					
CAT.NO.	BSM90N-3150AA				
SPEC.	S3P100W064G1				
MFG.NO.					
TORQ CONT STALL	13.3 NM				
CUR CONT STALL/A RMS	8.2				
POWER	2.18KW				
RATED SPEED/RPM(1/MIN)	2000				
RATED BUS VOLTS	320				
PEAK CUR/A RMS	32.8				
MAX SPEED/RPM(1/MIN)	4000				
IP	54	**IC**	410	**WT.**	19
CLASS	F	**25C RATED**			

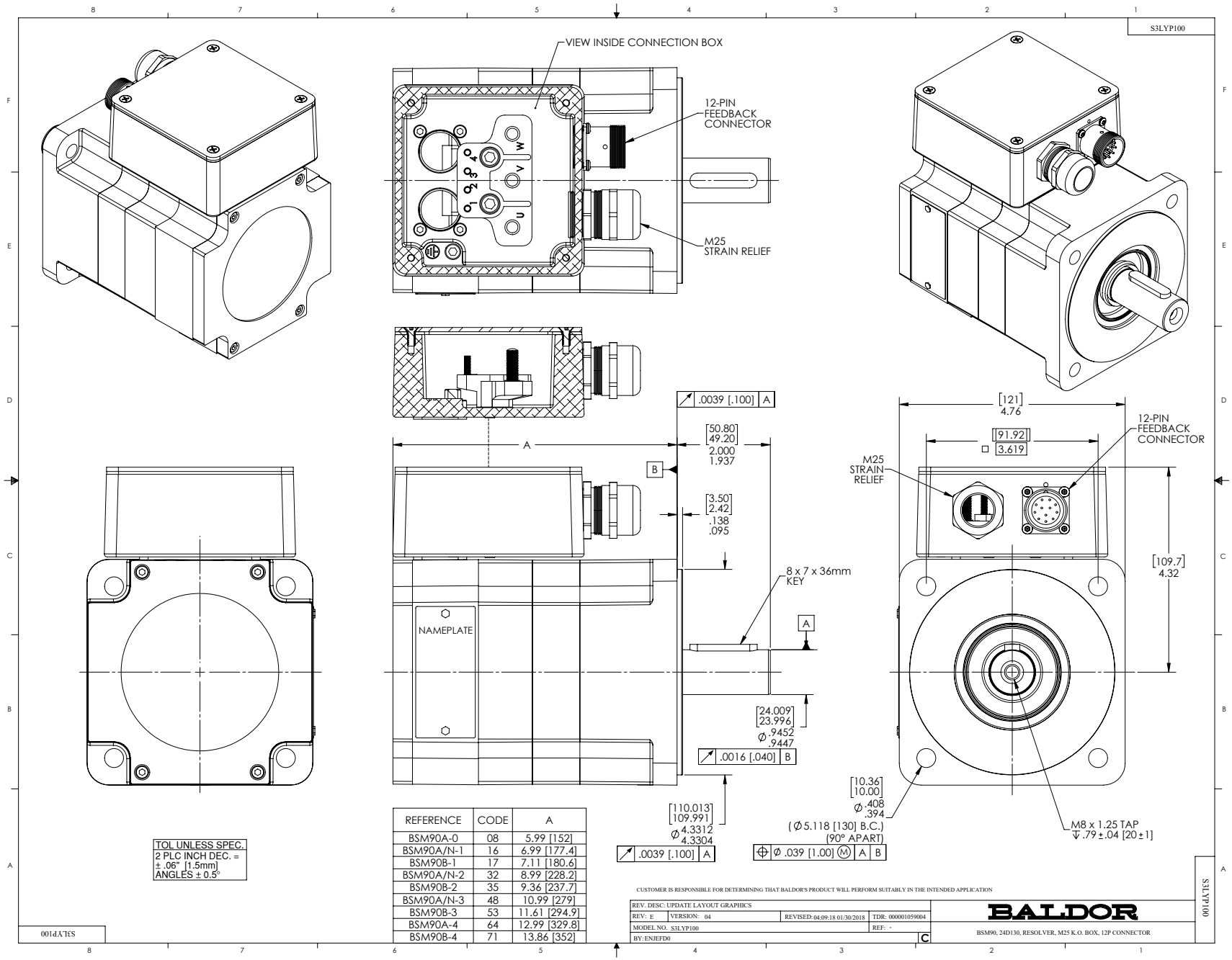

REFERENCE	CODE	A
BSM90A-0	08	5.99 [152]
BSM90A/N-1	16	6.99 [177.4]
BSM90B-1	17	7.11 [180.6]
BSM90A/N-2	32	8.99 [228.2]
BSM90B-2	35	9.36 [237.7]
BSM90A/N-3	48	10.99 [279]
BSM90B-3	53	11.61 [294.9]
BSM90A-4	64	12.99 [329.8]
BSM90B-4	71	13.86 [352]

CD1404

MOTOR CONNECTIONS

TERMINAL LABEL	FUNCTION	INTERNAL WIRE MARKING
1	THERMAL SWITCH	YELLOW
2	THERMAL SWITCH	YELLOW
3	BRAKE (OPTIONAL)	BLACK
4	BRAKE (OPTIONAL)	BLACK
⏚	GROUND	-----
U	PHASE U	T1
V	PHASE V	T2
W	PHASE W	T3

GROUND BOSS

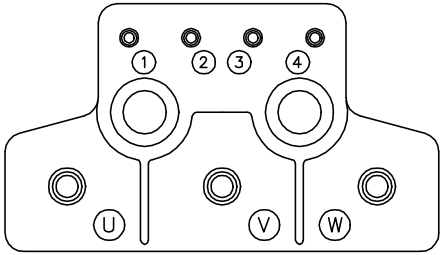

RESOLVER CONNECTIONS

PIN	FUNCTION	INTERNAL WIRE COLOR
1	REF HI R1	RED/WHITE
2	REF LO R2	YELLOW/WHITE (or) BLACK/WHITE
3	COS+ S1	RED
4	COS− S3	BLACK
5	SINE+ S2	BLUE
6	SINE− S4	YELLOW

12 PIN THREADED CONNECTOR
(INSERTION SIDE)

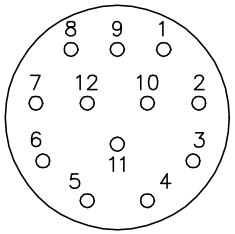

NOTE:

IF NO FEEDBACK, OMIT RESOLVER CONNECTIONS.

CD1404

REV. DESC: ADDED OPTIONAL BLACK/WHITE COLOR TO REF−LO−R2		
REV. LTR: B	VERSION: 01	TDR: 000001151947
FILE: \AAA\00065\150	REVISED: 01:18:21 10/27/2020	BY: ENJEFDO
MTL: −		

BALDOR - RELIANCE®

CONN. DIAG.−BSM,RESOLVER,BRAKE,TERMINAL BLOCK,12 PIN CONN

SH 1 of 1

CD0006A02

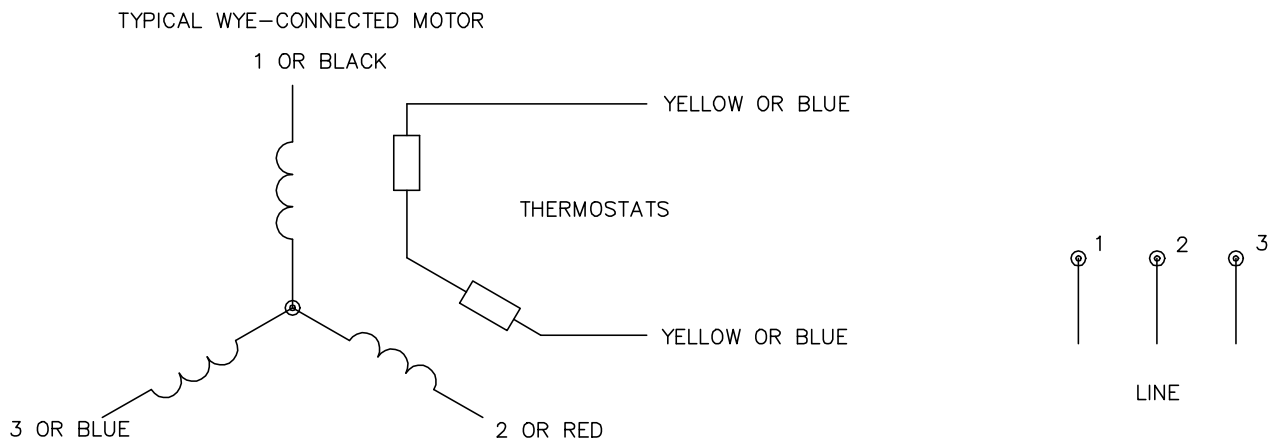

NOTES:

1. INTERCHANGE ANY TWO LINE LEADS TO REVERSE ROTATION.
2. ACTUAL NUMBER OF INTERNAL PARALLEL CIRCUITS MAY VARY.

REV. DESC: REMOVED "OPTIONAL" FROM PRINT, SERVO REQ'S T'STATS			BALDOR ELECTRIC Co.
REV. LTR: D	VERSION: 03	TDR: 000000414937	
CD0006A02	FILE: \AAA\00068\606	REVISED: 10:02:28 11/21/2006	3PH, SV, 3 LEADS, WYE CONNECTED
	MTL: –	BY: ENJEFDO	

CD0006A02