

# pro<sup>sense</sup> Digital Panel Meters - DPM1-P Series 1/32 DIN

These models in the ProSense DPM1-P series offer a simple, low cost digital display for frequency, tachometer, and rate applications. The DPM1-P has a 4-digit 10mm character height red LED display, accepts input from AC voltage, magnetic sensors, NPN/PNP sensors, NAMUR sensors, TTL/24V encoders, or switched contacts, and provides selectable sensor excitation voltages. The meter

is powered from an external AC or DC power supply. The 1/32 DIN housing takes up minimal panel space and the meter face has an IP65 rating. Configuration parameters can be locked out to prevent unauthorized or accidental changes to the meter's operation. ProSense digital panel meters are backed by a 3 year warranty.



## Features:

- 48 x 24mm 1/32 DIN
- 4 digit (0 to 9999) red LED display
- Frequency/Tachometer/Rate modes
  - AC voltage
  - Magnetic sensor
  - NAMUR sensor
  - NPN/PNP sensor
  - TTL/24V encoder
  - Switched contact
- Selectable decimal point
- AC or DC powered
- Selectable sensor excitation voltage
- Direct or reverse scaling in Rate Mode
- Total configuration lock out



## DPM1-P Series Panel Meters

Model	Description	Weight (lbs)	Price
<b>DPM1-P-H</b>	ProSense digital panel meter, 1/32 DIN, 10mm 4-digit red LED, pulse and frequency input, 85 to 265 VAC/100 to 300 VDC operating voltage.	0.24	\$116.00
<b>DPM1-P-L</b>	ProSense digital panel meter, 1/32 DIN, 10mm 4-digit red LED, pulse and frequency input, 21 to 53 VAC/10.5 to 70 VDC operating voltage.	0.24	\$116.00

## Technical Specifications

<b>Signal Input</b>	Maximum Frequency	7kHz (tachometer rpm or rate modes) 9999Hz (frequency meter mode)
	Minimum Frequency	0.01Hz
<b>AC Voltage Input</b>	Range	10 to 600 VAC
<b>Magnetic Sensor Input</b>	Sensitivity	Vin min. ≥ 30mV for f ≤ 120Hz Vin min. ≥ 100mV for f ≥ 1kHz
<b>NAMUR* Sensor Input</b>	R <sub>C</sub>	1.5 kΩ
	I <sub>ON</sub>	< 1mA DC
	I <sub>OFF</sub>	> 3mA DC
<b>NPN/PNP Sensors Input</b>	R <sub>C</sub>	3.9kΩ (NPN) ; 1.5kΩ (PNP)
	Logic level "0"	< 2.4 VDC
	Logic level "1"	> 2.6 VDC
<b>TTL/24V Encoder Input</b>	Logic level "0"	< 2.4 VDC
	Logic level "1"	> 2.6 VDC
<b>Switched Contact Input</b>	V <sub>C</sub>	5V (internal)
	R <sub>C</sub>	3.9kΩ
	Cutoff frequency (Fc)	20Hz
<b>Accuracy at 23°C ±5°C</b>	Maximum error	± (0.01% of reading +1digit)
	Temperature coefficient	50ppm / °C
	Warm-up time	5 minutes
<b>Power Supply and Fuses</b>	DPM1-P-H	85-265VAC 50/60Hz or 100-300VDC (Recommended fusing, 0.1A/250V, 5mm x 20mm glass miniature or DIN 41661 equivalent)
	DPM1-P-L	21-53VAC 50/60Hz or 10.5-70VDC (Recommended fusing, 0.5A/250V, 5mm x 20mm glass miniature or DIN 41661 equivalent)

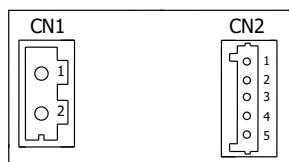
\* For more information about NAMUR sensors see [www.namur.net](http://www.namur.net).

# pro<sup>ense</sup> Digital Panel Meters - DPM1-P Series 1/32 DIN

Technical Specifications Continued		
<b>Power Consumption</b>	2.2W	
<b>Sensor Excitation</b>	5V@60mA, 8V@60mA and 12V@60mA (Menu selectable)	
<b>Display</b>	Range	0 to 9999
	Type	4-digit 10mm (0.4"), red
	Display refresh rate	10 times per second
	Display / input overrange indication	"OuE"
<b>Environmental Conditions</b>	Operating temperature	-10°C to +60°C (14°F to 140°F)
	Storage temperature	-25°C to +85°C (-13°F to 185°F)
	Relative humidity (non-condensing)	<95% @ 40°C (104°F)
	Maximum altitude	2000m
	Frontal protection degree	IP65
<b>Environmental Air</b>	No corrosive gases permitted	
<b>Agency Certifications</b>	CE	

## Wiring

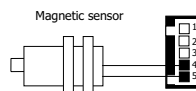
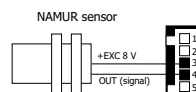
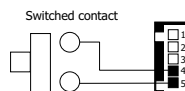
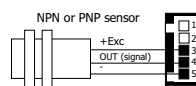
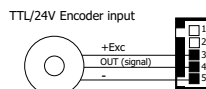
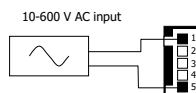
## Input Wiring Diagrams



Terminals		
Connector	CN1	CN2
Wire cross section	0.08 to 2.5mm <sup>2</sup> (28 to 12 AWG)	0.08 to 0.5mm <sup>2</sup> (28 to 20 AWG)
Strip length	8 to 9mm	5 to 6mm
Manufacturer	Wago 231-202/026-000	Wago 733-105
Cage clamp connection	Insertion tool or screwdriver with 0.5 mm x 3.0 mm blade	Insertion tool or screwdriver with 0.3 mm x 1.8 mm blade

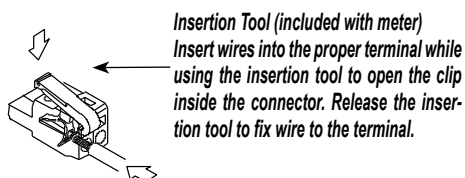
CN1	
AC Supply	DC Supply
1 Phase	1 -VDC
2 Neutral	2 +VDC

CN2	
Signal Input	
1	+ IN (10-600V) AC
2	Not used
3	+ Excitation
4	+ IN (pulses)
5	- IN (common)

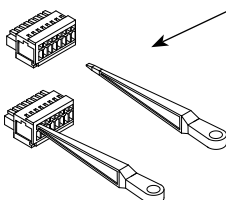


### CN1 Terminals

### CN2 Terminals



*Insertion Tool (included with meter)*  
Insert wires into the proper terminal while using the insertion tool to open the clip inside the connector. Release the insertion tool to fix wire to the terminal.

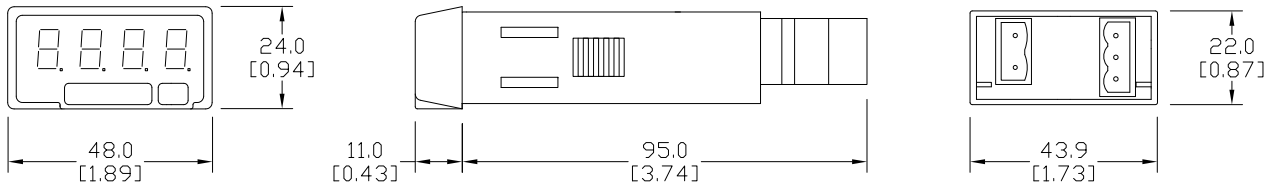


*Insertion Tool (included with meter)*  
Insert wires into the proper terminal while using the insertion tool to open the clip inside the connector. Release the insertion tool to fix wire to the terminal.

# pro<sup>ense</sup>® Digital Panel Meters - DPM1-P Series 1/32 DIN

## Dimensions

mm [inches]



Installation	
<b>Dimensions</b>	48 x 24 x 70mm (1/32 DIN)
<b>Panel Cutout</b>	45 x 22mm (Max. panel thickness 7mm)
<b>Case Material</b>	Polycarbonate UL 94 V-0

See our website [www.AutomationDirect.com](http://www.AutomationDirect.com) for complete Engineering drawings.

## Insert



Scan or click the above QR code  
to be taken to the DPM1-P Series  
Quick Start Guide

# proSense® Digital Panel Meters DPM Series

## Description

The ProSense DPM family of digital panel meters includes both 1/32 DIN and 1/8 DIN meter sizes with simple menu-driven pushbutton configuration. A wide variety of input signals can be accepted for process, temperature, load cell, voltage, current, pulse, frequency, and other applications. Available output options include alarm relays, analog signal retransmission, and sensor excitation voltage. Backed by a 3-year warranty, ProSense digital panel meters offer outstanding features and performance at an incredible price point.



Type DPM1-A-LP



Type DPM1-A-T



Type DPM1-A-2R



Type DPM2



Type DPM2L



Type DPM3



Click on the thumbnail or go to <https://www.automationdirect.com/VID-PS-0007> for a short video on Digital Panel Meters

### DPM Series Digital Panel Meters Process Input Selection Guide

Model	Size	Display	Inputs	Outputs	Power	Price	
<b>DPM1-A-LP</b>	1/32 DIN	10mm, Red LED*, -1999 to 9999 Selectable decimal point	4-20mA	None	Loop Powered	\$101.00	
<b>DPM1-A-H</b>			$\pm 20\text{mA}$ , $\pm 100\text{mV}$ $\pm 10\text{V}$ , $\pm 20\text{V}$ $\pm 200\text{V}$		85-265 VAC, 50/60 Hz 100-300 VDC	\$116.00	
<b>DPM1-A-L</b>			21-53 VAC, 50/60 Hz 10.5-70 VDC		\$116.00		
<b>DPM1-T-H</b>		10mm, Red LED, -1999 to 9999	RTD Pt100 (3-wire) TC Type J, K, T or N		85-265 VAC, 50/60 Hz 100-300 VDC	\$116.00	
<b>DPM1-T-L</b>					21-53 VAC, 50/60 Hz 10.5-70 VDC	\$116.00	
<b>DPM1-A-2R-H</b>		8mm, Red LED, -1999 to 9999 Selectable decimal point		$\pm 20\text{mA}$ , $\pm 100\text{mV}$ $\pm 10\text{V}$ , $\pm 60\text{V}$	2 Relays Form A SPST Normally Open	85-265 VAC, 50/60 Hz 100-300 VDC	\$128.00
<b>DPM1-A-2R-L</b>					2 Relays Form A SPST Normally Open 4-20mA	21-53VAC 50/60 Hz 10.5-70VDC	\$128.00
<b>DPM1-A-A2R-H</b>						85-265 VAC, 50/60 Hz 100-300 VDC	\$141.00
<b>DPM1-A-A2R-L</b>					21-53 VAC, 50/60 Hz 13.5-70 VDC	\$141.00	
<b>DPM2-AT-HL</b>			DPM2: 14mm, Red LED, -9999 to 9999 DPM2L: 20mm, Red LED, -1999 to 9999 Selectable decimal point	$\pm 20\text{mA}$ , $\pm 10\text{V}$ $\pm 200\text{V}$ , 100-100k Ohm potentiometer, 1k-50k Ohm resistance, RTD Pt100 (3-wire) RTD Pt1000 (4-wire) TC Type J, K, T or N	None	20-265 VAC, 50/60 Hz 11-265 VDC	\$135.00
<b>DPM2L-AT-HL</b>	\$145.00						
<b>DPM2-AT-2R-HL</b>	2 Relays Form C SPDT				\$148.00		
<b>DPM2L-AT-2R-HL</b>					\$159.00		
<b>DPM3-AT-H</b>	1/8 DIN	14mm, Red, Green, Amber LED -19999 to 39999 Selectable decimal point	$\pm 20\text{mA}$ , $\pm 10\text{V}$ RTD Pt100 (3-wire) TC Type J, K, T or N Load Cell $\pm 15\text{mV}$ , $\pm 30\text{mV}$ , $\pm 150\text{mV}$ Potentiometer	None	85-265 VAC, 50/60Hz 100-300 VDC	\$168.00	
<b>DPM3-AT-2R-H</b>				2 Relays Form C SPDT		\$189.00	
<b>DPM3-AT-4R-H</b>				4 Relays Form A Normally Open with shared common		\$204.00	
<b>DPM3-AT-A-H</b>				4-20mA	\$189.00		
<b>DPM3-AT-A2R-H</b>				2 Relays Form C SPDT 4-20mA	\$211.00		
<b>DPM3-AT-L</b>				None	\$168.00		
<b>DPM3-AT-2R-L</b>				2 Relays Form C SPDT	\$189.00		
<b>DPM3-AT-4R-L</b>				4 Relays Form A Normally Open with shared common	22-53 VAC, 50/60 Hz 10.5-70 VDC	\$204.00	
<b>DPM3-AT-A-L</b>				4-20mA	\$189.00		
<b>DPM3-AT-A2R-L</b>				2 Relays Form C SPDT 4-20mA	\$211.00		


\* Illumination based on available loop current and will not be as bright as the powered Digital Panel Meters

# pro<sup>ense</sup> Digital Panel Meters DPM Series

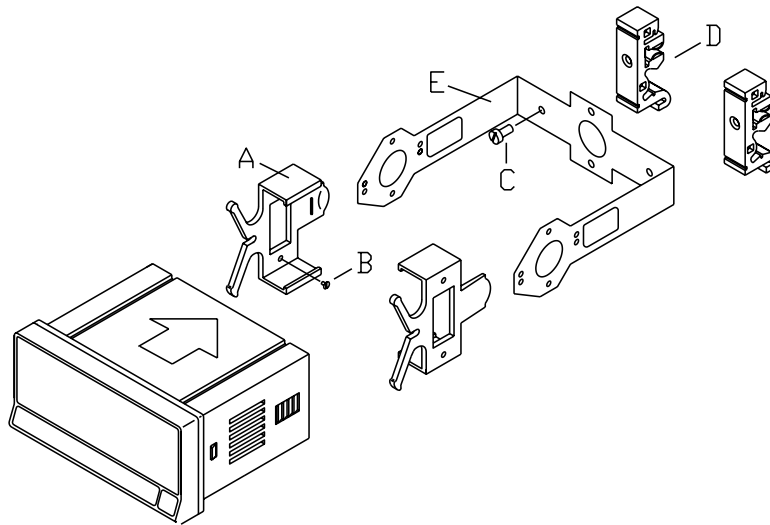
DPM Series Digital Panel Meters Electrical Input Selection Guide						
Model	Size	Display	Inputs	Outputs	Power	Price
<a href="#"><u>DPM1-E-H</u></a>	1/32 DIN	10mm, Red LED, -1999 to 9999 Selectable decimal point	100 / 600 VAC or VDC 1A / 5A AC or DC	None	85-265 VAC, 50/60 Hz 100-300 VDC	\$116.00
<a href="#"><u>DPM1-E-L</u></a>					21-53 VAC, 50/60Hz 10.5-70 VDC	\$116.00
<a href="#"><u>DPM2-E-HL</u></a>	1/8 DIN	14mm, Red LED, -9999 to 9999	600 / 200 / 20 VAC or VDC 1A / 5A / shunt 60mV / shunt 100mV AC or DC	None	20-265 VAC, 50/60 Hz 11-265 VDC	\$135.00
<a href="#"><u>DPM2-E-2R-HL</u></a>				2 Relays Form C SPDT		\$148.00
<a href="#"><u>DPM3-E-H</u></a>		14mm, Red, Green, Amber LED -19999 to 19999 Selectable decimal point	600 / 200 / 20 / 2 VAC True RMS or VDC 1A / 5A / shunt 50mV / shunt 60mV / shunt 100mV AC True RMS or DC	None	85-265 VAC 100-300 VDC	\$196.00
<a href="#"><u>DPM3-E-A2R-H</u></a>				2 Relays Form C SPDT 4-20mA		\$232.00
<a href="#"><u>DPM3-E-L</u></a>				None	22-53 VAC 10.5-70 VDC	\$196.00
<a href="#"><u>DPM3-E-A2R-L</u></a>				2 Relays Form C SPDT 4-20mA		\$232.00

DPM Series Digital Panel Meters Pulse, Frequency Input Selection Guide						
Model	Size	Display	Inputs	Outputs	Power	Price
<a href="#"><u>DPM1-P-H</u></a>	1/32 DIN	10mm, Red LED, 0 to 9999 Selectable decimal point	7kHz (tachometer rpm or rate modes) 9999Hz (frequency meter mode)	None	85-265 VAC 100-300 VDC	\$116.00
<a href="#"><u>DPM1-P-L</u></a>					1-53 VAC 10.5-70 VDC	\$116.00
<a href="#"><u>DPM1-P-A2R-H</u></a>		8mm, Red LED, 0 to 9999 Selectable decimal point	12kHz (tachometer rpm or rate modes) 9999Hz (frequency mode) 100Hz (duty/PWM mode)	2 Relays Form A SPST Normally Open 4-20mA	85-265 VAC 100-300 VDC	\$141.00
<a href="#"><u>DPM1-P-A2R-L</u></a>					21-53 VAC 13.5-70 VDC	\$141.00
<a href="#"><u>DPM2-P-HL</u></a>	1/8 DIN	14mm, Red LED, 0 to 9999, 0 to 999999 Totalizer Selectable decimal point	7.5 kHz (counter mode) 25kHz (tachometer rpm or rate modes)	None	20-265 VAC 11-265 VDC	\$135.00
<a href="#"><u>DPM2-P-2R-HL</u></a>				2 Relays Form C SPDT 4-20mA		\$148.00
<a href="#"><u>DPM3-P-H</u></a>	1/8 DIN	14mm Red, Green, Amber LED -99999 to 99999, -9999999 to 99999999 Totalizer Programmable decimal point	19kHz (without totalizer) 9.9 kHz (with totalizer)	None	85-265 VAC 100-300 VDC	\$168.00
<a href="#"><u>DPM3-P-A2R-H</u></a>				2 Relays Form C SPDT 4-20mA		\$211.00
<a href="#"><u>DPM3-P-L</u></a>				None	22-53 VAC 10.5-70 VDC	\$168.00
<a href="#"><u>DPM3-P-A2R-L</u></a>				2 Relays Form C SPDT 4-20mA		\$211.00

# pro<sup>ense</sup> Digital Panel Meter Accessories



Panel Meter Accessories			
Model	Description	Weight (lbs)	Price
<b>DPM-BKT1</b>	ProSense panel mount bracket, for use with DPM2 and DPM3 series 1/8 DIN digital panel meters. Hardware included.	0.3	\$22.00



The DPM-BKT1 kit includes:

- A. 2 mounting clips.
  - B. 4 screws M3 x 6 DIN 963 to attach the clips to the inside of the arms of part E.
  - C. 2 screws M4 x 8 DIN 84 to attach DIN rail clips to part E.
  - D. 2 DIN rail clips (DIN rail EN50022 or EN50035).
  - E. 1 metal bracket.
- (Panel Meter not included)

## Insert



Scan or click the above QR code to be taken to the [DPM-BKT1 Insert](#)

See our website [www.AutomationDirect.com](http://www.AutomationDirect.com) for complete Engineering drawings.