

PlexPower™ Factory Sealed Panelboard with Bus Bar

15 to 150 Amps. Stainless Steel Enclosures

NEC/CEC — Lighting Panels with Main Lugs ①:
 Class I, Zone 1, AEx de IIB+H₂ T5
 Ex de IIB+H₂ T5
 Class I, Division 2, Groups B, C, D
 Class II, Division 1, Groups F, G ③
 Class III ③
 IP66, Type 4X ④

NEC/CEC — Lighting Panels with Main Breaker ①:
 Class I, Zone 1, AEx de IIB T5
 Ex de IIB T5
 Class I, Division 2, Groups C, D
 Class II, Division 1, Groups F, G ③
 Class III ③
 IP66, Type 4X ④

NEC/CEC — Power Panels ②:
 Class I, Zone 1, AEx de IIB T5
 Class I, Zone 1, Ex de IIB T5
 Class I, Division 2, Groups C, D
 Class II, Division 1, Groups F, G ③
 Class III ③
 IP66, Type 4X ④

Applications


- The PlexPower™ panelboard provides indoor and outdoor protection and control of electrical circuits in hazardous environments such as:
 - Petroleum plants
 - Chemical plants
 - Refineries
 - Wastewater Treatment Plants
 - Paper and Pulp Industries
 - Other process facilities
- Ideal for placement in wet, corrosive environments or where flammable gases or vapors are likely to be present.
- Suitable for use on lighting, heat trace and power circuits.

Features

- No external conduit or cable seals required thus making installations faster, easier, and less costly.
- Limitless flexibility through horizontal and vertical coupling options.
- The PlexPower™ features a ground-breaking design that uses individual breaker housings to minimize the downtime and costs associated with servicing circuit breakers in hazardous locations.
- PlexPower™ breakers accommodate off-the-shelf breakers, making replacements readily available.
- The lighter weight panelboard enclosure can be quickly opened in the field for easier servicing.
- Supplied with standard hard drawn, tin plated, copper bus bar for superior corrosion resistance.
- Gland plate at the bottom of enclosure can be easily field punched for cable or conduit entries. Additional gland plates available for sides and top must be ordered with the panelboard. See options.
- Models available:
 - RQ: 120 to 240 V panel with QC breakers
 - RF: 480 to 600 V panel with F-Frame breakers
- Standard models offer 3 circuit to 54 circuit panelboard configurations.
- Models are available standard with or without main breaker, depending on the configuration.
- Standard configuration includes internal actuators and a solid door; factory installed options include window door or external actuators.
- Supplied with dead front for internal actuation.
- External actuation with color coded guards (see options):
 - Red color for voltages: 120/208, 120/240, 240.
 - Blue color for voltages: 277/480, 347/600, 480, 600.
- Branch circuit breakers available in 1-, 2- and 3-pole. Current ratings on branch breakers:
 - 1-pole: 120, 277, 347 Volts, 60 Amps maximum.
 - 2- and 3-pole: 240 Volts, 40 Amps maximum.
 - 2- and 3-pole: 480, 600 Volts, 150 Amps maximum.
- Main circuit breakers up to 150 Amps, 2- or 3-pole.
- Breakers can be individually padlocked in either the “On” or “Off” position.
- Breaker modules supplied with stainless steel bolts.
- Ground and or neutral bars provided as standard.
- External/internal ground lug provided as standard.
- 120/240 Volt breaker module terminal wire range #14-1/0.



Panel with Main Breaker, Optional External Actuation and Optional LED Indicators




Bus Bar Panel with Main Breaker Internal View




Dead Front

Illustrated Features



Standard Bus Bar



Internal Lock Out with Key

① NEC/CEC Certified lighting panels: 120/240 Volt, 240 Volt, 120/208 Volt.
 ② NEC/CEC Certified power panels: 277/480 Volt, 480 Volt, 347/600 Volt, 600 Volt.
 ③ Certification only applies without drain/breather.
 ④ IP66, Type 4X Certification only applies with drain/breather.

PlexPower™ Factory Sealed Panelboard with Bus Bar

15 to 150 Amps. Stainless Steel Enclosures

DISTRIBUTION EQUIPMENT: NEC/CEC HAZARDOUS LOCATION PANELBOARDS

NEC/CEC — Lighting Panels with Main Lugs ①:
Class I, Zone 1, AEx de IIB+H₂ T5
Ex de IIB+H₂ T5
Class I, Division 2, Groups B, C, D
Class II, Division 1, Groups F, G ③
Class III ③
IP66, Type 4X ④

NEC/CEC — Lighting Panels with Main Breaker ①:
Class I, Zone 1, AEx de IIB T5
Ex de IIB T5
Class I, Division 2, Groups C, D
Class II, Division 1, Groups F, G ③
Class III ③
IP66, Type 4X ④

NEC/CEC — Power Panels ②:
Class I, Zone 1, AEx de IIB T5
Class I, Zone 1, Ex de IIB T5
Class I, Division 2, Groups C, D
Class II, Division 1, Groups F, G ③
Class III ③
IP66, Type 4X ④

- 277/480, 480, 347/600, 600 Volt breaker module terminal wire range #14-4/0.
- Standard model utilizes Cutler-Hammer⁺ QC Series or F-Frame Series circuit breakers rated -20 °C to +40 °C (-4 °F to +104 °F).
- Appleton breaker modules accommodate standard off-the-shelf replacement breakers.

Standard Materials

- Enclosure: 304 stainless steel
- Alternate enclosure: 316L stainless steel.
- Hardware: stainless steel
- Bus bar: hard drawn, tin plated, copper

Options

Must be listed in alphanumeric sequence at the end of the catalog number.

- 316L stainless steel enclosure material, add suffix — **316L**.
- Drain/breather, add suffix — **DV**. ④
- Ground Fault Interrupter Breakers for 120V, single pole, available in 15, 20, 25 and 30 Amps only:
 - For 5 mA, add suffix — **GFI** after breaker
 - For 30 mA, add suffix — **EPD** after breaker
- External actuation, add suffix — **EXT**.
- Grounded neutral, add suffix — **GN**.
- Gland plate, specify suffix **GPL** = left side, **GPR** = right side, **GPT** = top side, **NGP** = no gland plate).
- Thermostatically controlled heater, ③
 - For Class I, Division 2 and Class I, Zone 2 equivalency, add suffix — **HTR**.
 - For Lighting Panels with Main Lugs, Class I, Division 2, Groups B, C, D and Class I, Zone 2 IIB+H₂.
 - For Lighting Panels with Main Breaker or Power Panels, Class I, Division 2, Groups C, D and Class I, Zone 2 IIB.
 - For Class I Zone 1 certification, add suffix — **HTRF**.
 - Certifications listed at top of page apply.
- LED indicator lights, add suffix — **IL**.
- Inverted feed, add suffix — **INV**.
- Phenolic/ lamacoid nameplate (specify legend), add suffix — **NP**.
- Door padlocking provision, add suffix — **P**.
- Stainless steel legend plate (specify legend), add suffix — **SP**.
- Terminal blocks instead of direct wiring, add suffix — **TB**.
- Higher ambient temperature rated breakers available (de-rating applies).
 - For +50 °C (+122 °F) breaker rating, add suffix — **V**.
 - For +60 °C (+140 °F) breaker rating, add suffix — **VI**.
 - For +70 °C (+158 °F) breaker rating, add suffix — **VII**.
- Window with internal actuation only, add suffix — **W**.

NEC/CEC Certifications and Compliances

- UL Standards: ANSI/UL 67, ANSI/ISA 12.12.01, ANSI/UL 1203, ANSI/UL 60079-0, ANSI/UL60079-1, ANSI/UL60079-7
- CSA Standards: C22.2 No. 29, C22.2 No. 0, C22.2 No. 213, CAN E60079-0, CAN E60079-7, CAN E60079-1
- cCSAus Certified: 039199
- UL Recognized Component (US and Canada): E319372

Related Products

- Additional PlexPower™ products:
 - PlexPower™ Factory Sealed Enclosed Circuit Breakers
 - PlexPower™ Fused Factory Sealed Panelboard with Bus Bar

① NEC/CEC Certified lighting panels: 120/240 Volt, 240 Volt, 120/208 Volt.

② NEC/CEC Certified power panels: 277/480 Volt, 480 Volt, 347/600 Volt, 600 Volt.

③ Certification only applies without drain/breather.

④ IP66, Type 4X Certification only applies with drain/breather.

+ Cutler-Hammer is a registered trademark of Eaton Corporation.

PlexPower™ Factory Sealed Panelboard with Bus Bar


15 to 150 Amps. Stainless Steel Enclosures

NEC/CEC – Lighting Panels with Main Lugs ①:
 Class I, Zone 1, AEx de IIB+H₂ T5
 Ex de IIB+H₂ T5
 Class I, Division 2, Groups B, C, D
 Class II, Division 1, Groups F, G ③
 Class III ③
 IP66, Type 4X ④

NEC/CEC – Lighting Panels with Main Breaker ①:
 Class I, Zone 1, AEx de IIB T5
 Ex de IIB T5
 Class I, Division 2, Groups C, D
 Class II, Division 1, Groups F, G ③
 Class III ③
 IP66, Type 4X ④

DISTRIBUTION EQUIPMENT: NEC/CEC HAZARDOUS LOCATION PANELBOARDS

Catalog Numbering Guide for Lighting Panels



Panel Size: Select A1, B1, C1, D1, J1, F1, L1 or H1 stainless steel enclosure based on number of circuits

Bus Amps	Volts	A1 370x370x250	B1 560x370x250	C1 560x560x250	D1 750x560x250	J1 875x560x250	F1 1130x560x250	L1 1260x560x250	H1 1500x560x250
Main Lugs Only – External Actuation Only									
100	240 Max	3	6	12	18	24	30, 36	42	48, 54
225		—	—	12	18	24	30, 36	42	48, 54
With Main Breaker – External Actuation Only									
100	240 Max	—	3	6	12	18	30	36	42, 48
225		—	—	—	12	18	30	36	42, 48
Main Lugs Only – Internal Actuation Only									
100	240 Max	3	6	12	18	24	30, 36	42	48, 54
225		—	—	—	12	18	24	30, 36	42
With Main Breaker – Internal Actuation Only									
100	240 Max	—	—	6	12	18	30	36	42, 48
225		—	—	—	12	18	30	36	42, 48

Please note the followings:

- Number of circuits shown are non GFI and non EPD breakers.
- GFI and EPD breakers number of circuits are determined as total number of circuits divided by 3 = No of 3 pole modules. Each module will accommodate only 2 GFI or EPD maximum. Example: For 12 Circuits, no of modules = 12/3=4.

① NEC/CEC Certified lighting panels: 120/240 Volt, 240 Volt, 120/208 Volt.

③ Certification only applies without drain/breather.

④ IP66, Type 4X Certification only applies with drain/breather.

⑤ Only 2 per 3 circuits. Only Single pole GFI/EPD available.

⑥ 40A is the maximum amperage for 2 or 3 pole branch breaker.

⑦ Only one 60A branch breaker is allowed per panel.

PlexPower™ Factory Sealed Panelboard with Bus Bar

15 to 150 Amps. Stainless Steel Enclosures

Standard Configuration: No Window, Internal Actuation

NEC/CEC — Lighting Panels with Main Lugs ①:
Class I, Zone 1, AEX de IIB+H₂ T5
Ex de IIB+H₂ T5
Class I, Division 2, Groups B, C, D
Class II, Division 1, Groups F, G ③
Class III ③
IP66, Type 4X ④

NEC/CEC — Lighting Panels with Main Breaker ①:
Class I, Zone 1, AEX de IIB T5
Ex de IIB T5
Class I, Division 2, Groups C, D
Class II, Division 1, Groups F, G ③
Class III ③
IP66, Type 4X ④

NEC/CEC — Power Panels ②:
Class I, Zone 1, AEX de IIB T5
Class I, Zone 1, Ex de IIB T5
Class I, Division 2, Groups C, D
Class II, Division 1, Groups F, G ③
Class III ③
IP66, Type 4X ④

Max No of Circuits	Panel Size	Catalog Number			
		Bus 100 Amps	Bus 225 Amps	Bus 100 Amps	Bus 225 Amps
		1 Phase 120/240		3 Phase 120/208	
Main Lugs — Top Feed (Standard)					
3	A1	RQSA111L03	—	RQSA131L03	—
6	B1	RQSB111L06	—	RQSB131L06	—
12	C1	RQSC111L12	RQSC112L12	RQSC131L12	RQSC132L12
18	D1	RQSD111L18	RQSD112L18	RQSD131L18	RQSD132L18
24	J1	RQSJ111L24	RQSJ112L24	RQSJ131L24	RQSJ132L24
30	F1	RQSF111L30	RQSF112L30	RQSF131L30	RQSF132L30
36	F1	RQSF111L36	RQSF112L36	RQSF131L36	RQSF132L36
42	L1	RQSL111L42	RQSL112L42	RQSL131L42	RQSL132L42
48	H1	RQSH111L48	RQSH112L48	RQSH131L48	RQSH132L48
54	H1	RQSH111L54	RQSH112L54	RQSH131L54	RQSH132L54
Main Breaker — Top Feed (Standard)					
6	C1	RQSC111M06	—	RQSC131M06	—
12	D1	RQSD111M12	RQSD112M12	RQSD131M12	RQSD132M12
18	J1	RQSJ111M18	RQSJ112M18	RQSJ131M18	RQSJ132M18
24	F1	RQSF111M24	RQSF112M24	RQSF131M24	RQSF132M24
30	F1	RQSF111M30	RQSF112M30	RQSF131M30	RQSF132M30
36	L1	RQSL111M36	RQSL112M36	RQSL131M36	RQSL132M36
42	H1	RQSH111M42	RQSH112M42	RQSH131M42	RQSH132M42
48	H1	RQSH111M48	RQSH112M48	RQSH131M48	RQSH132M48
		3 Phase 3 Wire 480		3 Phase 4 Wire 277/480	
Main Lugs — Top Feed (Standard)					
3	A1	RFSA151L03	—	RFSA141L03	—
6	C1	RFSC151L06	RFSC152L06	RFSC141L06	RFSC142L06
12	I1	RFSI151L12	RFSI152L12	RFSI141L12	RFSI142L12
18	I1	RFSI151L18	RFSI152L18	RFSI141L18	RFSI142L18
24	E1	RFSE151L24	RFSE152L24	RFSE141L24	RFSE142L24
30	K1	RFSK151L30	RFSK152L30	RFSK141L30	RFSK142L30
36	G1	RFSG151L36	RFSG152L36	RFSG141L36	RFSG142L36
42	G1	RFSG151L42	—	RFSG141L42	—
Main Breaker — Top Feed (Standard)					
12	I1	RFSI151M12	RFSI152M12	RFSI141M12	RFSI142M12
18	E1	RFSE151M18	RFSE152M18	RFSE141M18	RFSE142M18
24	K1	RFSK151M24	RFSK152M24	RFSK141M24	RFSK142M24
30	G1	RFSG151M30	RFSG152M30	RFSG141M30	RFSG142M30
36	G1	RFSG151M36	—	RFSG141M36	—
		3 Phase 3 Wire 600		3 Phase 4 Wire 347/600	
Main Lugs — Top Feed (Standard)					
3	A1	RFSA171L03	—	RFSA161L03	—
6	C1	RFSC171L06	RFSC172L06	RFSC161L06	RFSC162L06
12	I1	RFSI171L12	RFSI172L12	RFSI161L12	RFSI162L12
18	I1	RFSI171L18	RFSI172L18	RFSI161L18	RFSI162L18
24	E1	RFSE171L24	RFSE172L24	RFSE161L24	RFSE162L24
30	K1	RFSK171L30	RFSK172L30	RFSK161L30	RFSK162L30
36	G1	RFSG171L36	RFSG172L36	RFSG161L36	RFSG162L36
42	G1	RFSG171L42	—	RFSG161L42	—
Main Breaker — Top Feed (Standard)					
12	I1	RFSI171M12	RFSI172M12	RFSI161M12	RFSI162M12
18	E1	RFSE171M18	RFSE172M18	RFSE161M18	RFSE162M18
24	K1	RFSK171M24	RFSK172M24	RFSK161M24	RFSK-162M24
30	G1	RFSG171M30	RFSG172M30	RFSG161M30	RFSG162M30
36	G1	RFSG171M36	—	RFSG161M36	—

① NEC/CEC Certified lighting panels: 120/240 Volt, 240 Volt, 120/208 Volt.
② NEC/CEC Certified power panels: 277/480 Volt, 480 Volt, 347/600 Volt, 600 Volt.
③ Certification only applies without drain/breather.
④ IP66, Type 4X Certification only applies with drain/breather.

PlexPower™ Factory Sealed Panelboard with Bus Bar

15 to 150 Amps. Stainless Steel Enclosures

DISTRIBUTION EQUIPMENT: NEC/CEC HAZARDOUS LOCATION PANELBOARDS

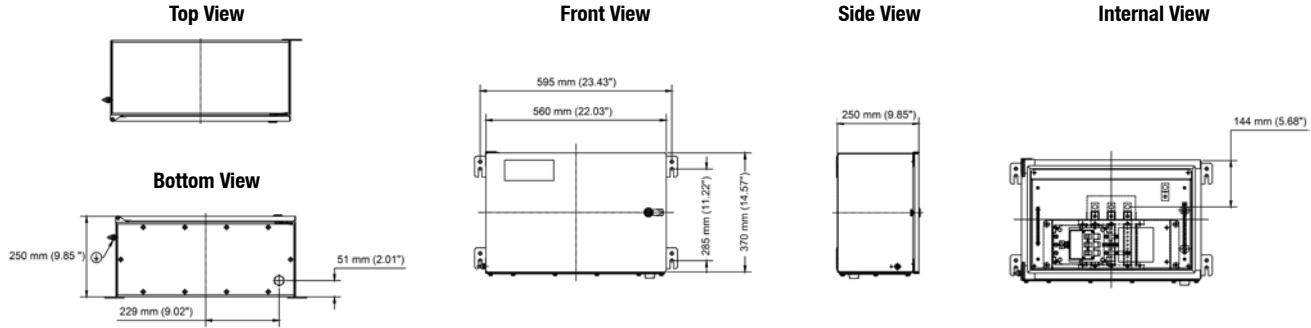
NEC/CEC — Lighting Panels with Main Lugs ①:
 Class I, Zone 1, AEx de IIB+H₂ T5
 Ex de IIB+H₂ T5
 Class I, Division 2, Groups B, C, D
 Class II, Division 1, Groups F, G ③
 Class III ③
 IP66, Type 4X ④

NEC/CEC — Lighting Panels with Main Breaker ①:
 Class I, Zone 1, AEx de IIB T5
 Ex de IIB T5
 Class I, Division 2, Groups C, D
 Class II, Division 1, Groups F, G ③
 Class III ③
 IP66, Type 4X ④

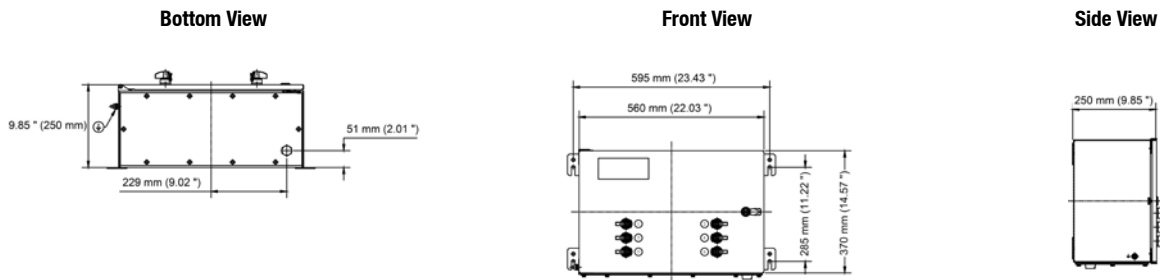
NEC/CEC — Power Panels ②:
 Class I, Zone 1, AEx de IIB T5
 Class I, Zone 1, Ex de IIB T5
 Class I, Division 2, Groups C, D
 Class II, Division 1, Groups F, G ③
 Class III ③
 IP66, Type 4X ④

QC-Frame with Main Lugs Dimensions in Millimeters (Inches)

Size B 6 Circuit – Internal Actuation



Size B 6 Circuit – External Actuation



① NEC/CEC Certified lighting panels: 120/240 Volt, 240 Volt, 120/208 Volt.
 ② NEC/CEC Certified power panels: 277/480 Volt, 480 Volt, 347/600 Volt, 600 Volt.
 ③ Certification only applies without drain/breather.
 ④ IP66, Type 4X Certification only applies with drain/breather.