

SCC and SSP Series Threaded Rigid Conduit and IMC Bolt-On™ Couplings

For Use with Threaded Rigid Conduit and IMC.

NEC/CEC:
Listed for Ordinary Locations

Applications

- Provides a fast inexpensive method of joining two sections of threaded rigid conduit in areas of close conduit spacing, tight clearance locations and irregular conduit bends which may normally require an expensive union.

Features

- Concretetight.
- Fast installation:
 - Slip Bolt-On™ Coupling over threaded end of one conduit section.
 - Butt the end of the second threaded conduit section to the first.
 - Slip Bolt-On™ Coupling to the center of the two conduit threads and tighten bolt(s).

Material/Finish

- Coupling: malleable iron, zinc electroplated
- Hardware: steel, zinc electroplate
- Gasket: neoprene

NEC/CEC Certifications and Compliances

- UL Standard: 514B
- UL Listed: E-14814
- CSA Standard: C22.2 No. 18.4
- CSA Certified: 702992
- NEMA: FB-1



SCC-50


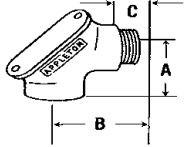

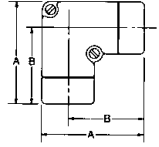

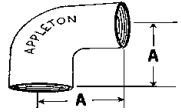

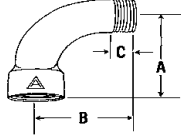

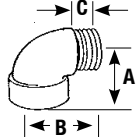

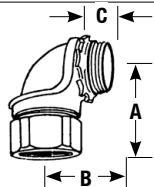


SCC-150

	Trade Size (Inches)	Dimensions in Millimeters (Inches)			Appleton™ Catalog Number	O-Z/Gedney™ Catalog Number
		Length	Max. Width	Dia.		
	1/2	31.75 (1.25)	44.45 (1.75)	28.7 (1.13)	SCC-50	SSP-50
	3/4	31.75 (1.25)	50.8 (2.00)	33.27 (1.31)	SCC-75	SSP-75
	1	41.4 (1.63)	66.8 (2.63)	44.45 (1.75)	SCC-100	SSP-100
	1-1/4	41.4 (1.63)	66.8 (2.63)	54.1 (2.13)	SCC-125	SSP-125
	1-1/2	50.8 (2.00)	82.6 (3.25)	60.5 (2.38)	SCC-150	SSP-150
	2	52.3 (2.06)	88.9 (3.50)	69.9 (2.75)	SCC-200	SSP-200
	2-1/2	77.7 (3.06)	114.3 (4.50)	85.9 (3.38)	SCC-250	SSP-250
	3	81.0 (3.19)	127.0 (5.00)	101.6 (4.00)	SCC-300	SSP-300
	3-1/2	82.6 (3.25)	146.1 (5.75)	115.8 (4.56)	SCC-350	SSP-350
	4	85.9 (3.38)	158.8 (6.25)	130.3 (5.13)	SCC-400	SSP-400
	5	88.9 (3.50)	184.2 (7.25)	162.1 (6.38)	—	SSP-500
	6	101.6 (4.00)	219.2 (8.63)	190.5 (7.50)	—	SSP-600

Threaded Three Piece Couplings and Elbows For RMC and IMC

NEC/CEC:
Listed for Ordinary Locations

	Trade Size (Inches)	Dimensions in Millimeters (Inches)			Appleton™ Catalog Number	O-Z/Gedney™ Catalog Number	O-Z/Gedney™ Insulated Throat Catalog Number	
		A	B	C				
90° Male to Female Gasketed Pulling Elbows – Raintight								
	1/2	47.8 (1.88)	35.1 (1.38)	11.2 (0.44)	MFL-50	MF-050	MF-050T	
	3/4	57.2 (2.25)	38.1 (1.5)	12.7 (0.5)	MFL-75	MF-075	MF-075T	
	1	69.9 (2.75)	44.5 (1.75)	14.3 (0.56)	MFL-100	MF-100	MF-100T	
	1-1/4	82.6 (3.25)	54.1 (2.13)	17.5 (0.69)	MFL-125	MF-125	MF-125T	
	1-1/2	95.3 (3.75)	68.3 (2.69)	17.5 (0.69)	MFL-150	MF-150	MF-150T	
	2	117.6 (4.63)	71.4 (2.81)	20.6 (0.81)	MFL-200	MF-200	MF-200T	
90° Female Pulling Elbows ①								
	1/2	62.0 (2.44)	28.7 (1.13)	—	PFFL-50	CE-050	—	
	3/4	69.1 (2.72)	35.1 (1.38)	—	PFFL-75	CE-075	—	
	1	82.6 (3.25)	43.7 (1.72)	—	PFFL-100	CE-0100	—	
90° Female Elbows ①								
	1/2	38.1 (1.50)	—	—	LF90-50	—	—	
	3/4	42.9 (1.69)	—	—	LF90-75	—	—	
90° Male to Female Long Bushed Elbows ①								
	1/2	44.5 (1.75)	45.2 (1.78)	15.0 (0.59)	LMFL90-50	—	—	
	3/4	57.2 (2.25)	57.9 (2.28)	17.5 (0.69)	LMFL90-75	—	—	
	1	67.6 (2.66)	68.3 (2.69)	19.1 (0.75)	LMFL90-100	—	—	
	1-1/4	84.1 (3.31)	84.8 (3.34)	25.4 (1.00)	LMFL90-125	—	—	
	1-1/2	100.1 (3.94)	100.8 (3.97)	26.9 (1.06)	LMFL90-150	—	—	
	2	101.6 (4.00)	101.6 (4.00)	26.9 (1.06)	LMFL90-200	—	—	
90° Male to Female Short Bushed Elbows ①								
	1/2	31.8 (1.25)	35.8 (1.41)	12.7 (0.50)	LMF90-50	9-50	9-50T	
	3/4	36.6 (1.44)	42.9 (1.69)	20.6 (0.81)	LMF90-75	9-75	9-75T	
	1	42.2 (1.66)	49.3 (1.94)	25.4 (1.00)	LMF90-100	9-100	9-100T	
	1-1/4				LMFL90-125	9-125	9-125T	
90° Male to Female Short Box Connectors ①								
	1/2	31.8 (1.25)	27.7 (1.09)	11.2 (0.44)	LMF90-50L	—	—	
	3/4	36.6 (1.44)	31.8 (1.25)	11.2 (0.44)	LMF90-75L	—	—	

① Not CSA Certified.