

FM7™ Conduit Outlet Bodies, Covers and Gaskets

For use with Rigid Steel, Rigid Aluminum and IMC Conduit.

NEC/CEC — Suitable for use in the following

Hazardous Locations:

Class I, Division 2 per NEC 501.10(B)(4)

Wet Locations, NEMA 3R with cover and gasket

Applications

- Serve as pulling fittings.
- Make bends in conduit system.
- Provide openings for splicing.
- Connect and change direction of conduit runs.
- Allow connections for branch runs.
- Permit access to conductors for maintenance.

Features

- Smooth, rounded integral bushings in hubs protect conductor insulation.
- Accurately tapped, tapered threads for tight, rigid joints and excellent ground continuity.
- Wedge-Lok™ Form-IN-Place covers with integral gasket are suitable for use in wet locations. Grayloy-iron bodies with cast covers and gasket are suitable for use in wet locations.
- Unique Wedge-Lok™ clip cover design allows easy removal at any later time, without damaging the conduit body. The cover is secured with clips, not screws.
- Completely interchangeable with Crouse-Hinds® Form 7™ bodies, gaskets and covers. Equivalent FM7™ and Form 7™ units have identical applications and installation dimensions.
- Flat back design provides greater cubic content for easier wire pulling, and more room for splicing. Fits flush and snug against flat surfaces for more stable installation.
- Smooth hub bushings and cover openings protect conductor insulation. Smooth hub openings allow easy conduit joining.
- Pan-head cover screws secure cover clips and provide superior screwdriver seating and torque. Cover screws and clips are captive to prevent loss.
- Hub size, body style, compliance data, maximum wire number/size and cubic capacity molded into body.

Standard Materials

- Body: Grayloy-iron or copperfree (4/10 of 1% max.) aluminum
- Covers: Grayloy-iron, copperfree (4/10 of 1% max.) aluminum or steel
- Cover screws: stainless steel

Standard Finishes

- Grayloy-iron bodies and covers: triplecoat — (1) zinc electroplate, (2) chromate, and (3) epoxy powder coat
- Cast aluminum bodies and covers: epoxy powder coat
- Steel covers: zinc electroplate
- Stamped aluminum covers: natural finish

Options

- No paint and coatings available on select bodies and covers. Add suffix **-NP** to catalog number.

NEC/CEC Certifications and Compliances

- UL Standard: 514A , 514B
- UL Listed: E2527
- CSA Standard: C22.2 No. 18.3
- CSA Certified: 065183
- NEMA Standard: FB-1



Type LB

Illustrated Features



Conduit Body with Cast Aluminum Cover, 1" Type C shown



Grayloy™-Iron, 1" Type C shown with cut-away body and cover to illustrate Wedge-Lok™ Clip Cover detail

Illustrated views are cut away to demonstrate back configurations.



Appleton™ FM7™ (C57, 1–1/2")
28 Cubic Inches Capacity
Flat-Back Design



Crouse-Hinds Form 7™
(C57, 1–1/2")
26 Cubic Inches Capacity

† Crouse-Hinds and Form 7™ are registered trademarks of Cooper Crouse-Hinds.

FM7™ Conduit Outlet Bodies, Covers and Gaskets

For use with Rigid Steel, Rigid Aluminum and IMC Conduit.




NEC/CEC — Suitable for use in the following




Hazardous Locations:

Class I, Division 2 per NEC 501.10(B)(4)

Wet Locations, NEMA 3R with cover and gasket

Appleton™ FM7™ Conduit Bodies ①

APPC and APPLB and APPLL Conduit Bodies									
Hub Size (Inches)	Max. Wire Fill	C		Max. Wire Fill	LB		Max. Wire Fill	LL	
		Grayloy–Iron	Aluminum ④		Grayloy–Iron	Aluminum ④		Grayloy–Iron	Aluminum ④
		  							
1/2	③	APPC17	APPC-17SA	③	APPLB17	APPLB-17SA	③	APPLL17	APPLL-17SA
3/4	(3) # 6	APPC27	APPC-27SA	(3) # 6	APPLB27	APPLB-27SA	(3) # 6	APPLL27	APPLL-27SA
1	(3) # 4	APPC37	APPC-37SA	(3) # 4	APPLB37	APPLB-37SA	(3) # 4	APPLL37	APPLL-37SA
1-1/4	(3) # 3	APPC47	APPC-47SA	(3) # 3	APPLB47	APPLB-47SA	(3) # 2	APPLL47	APPLL-47SA
1-1/2	(3) # 3	APPC57	APPC-57SA	(3) # 3	APPLB57	APPLB-57SA	(3) # 2	APPLL57	APPLL-57SA
2	(3) # 1/0	APPC67	APPC-67SA	(3) # 1/0	APPLB67	APPLB-67SA	(3) # 3/0	APPLL67	APPLL-67SA
2-1/2	(3) 2/0	APPC77	APPC-77SA	(3) 3/0	APPLB77	APPLB-77SA	(3) 250	APPLL77	APPLL-77SA
3	(3) 2/0	APPC87	APPC-87SA	(3) 2/0	APPLB87	APPLB-87SA	(3) 250	APPLL87	APPLL-87SA
3-1/2	—	—	—	(3) 300	APPLB97	APPLB-97SA	(3) 350	APPLL97	APPLL-97SA
4	—	—	—	(3) 350	APPLB107	APPLB-107SA	(3) 350	APPLL107	APPLL-107SA

E				L ②			TA		
Hub Size (Inches)	Max. Wire Fill	Grayloy–Iron	Aluminum	Max. Wire Fill	Grayloy–Iron	Aluminum ④	Max. Wire Fill	Grayloy–Iron	Aluminum
<div></div>									
1/2	③	APPE17	APPE-17SA	③	APPL17	—	③	APPTA17	—
3/4	(3) # 6	APPE27	APPE-27SA	(3) # 6	APPL27	—	(3) # 6	APPTA27	—
1	(3) # 4	APPE37	APPE-37SA	(3) # 4	APPL37	—	(3) # 4	APPTA37	—
1-1/4	—	—	—	(3) # 2	APPL47	—	(3) # 3	APPTA47	—
1-1/2	—	—	—	(3) # 2	APPL57	—	(3) # 2	APPTA57	—
2	—	—	—	(3) # 2	APPL67	—	(3) # 2	APPTA67	—

① Refer to following pages for Wiring Capacity Table.

② L Unilets have double opening and are furnished with one steel cover, assembled.

③ All 1/2" Max Wire Fill Calculations per the NEC - Annex C - Table C8.

④ PVC coating available on select aluminum bodies. Add suffix **-PVC** to catalog number.