

# Contender™ Series Factory Sealed Control Stations and Pilot Lights

## Explosionproof, Dust-Ignitionproof

Furnished with Internal Ground Screw.

### NEC/CEC:

Class I, Division 1, Groups C, D  
Class I, Division 2, Groups B, C, D  
Class II, Division 1 and 2, Groups E, F, G  
Class III  
NEMA 3, 7CD, 9EFG

### Applications

- Push buttons and selector switches are used in conjunction with contactors or magnetic starters for remote control of motors. They provide circuit control and/or selection.
- Pilot lights provide visual assurance that an electrical function is being performed at a remote or local location.
- Confine arcing of device within the enclosure, preventing ignition of ignitable atmospheres during control operation of motors and other equipment.
- Used in classified areas where flammable vapors, gasses or highly combustible dusts are present.
- For installation in:
  - Chemical plants
  - Petrochemical plants
  - Refineries
  - Other process industries
  - Where corrosive elements are present

### Features

- Covers are UL Listed when used on Contender bodies.
- Finish is epoxy powder coat for enhanced corrosion resistance.
- Large backbox for ample wiring room.
- Ground screw installed in bodies for ground continuity.
- Corrosion resistant stainless steel hex head captive screws hold covers to body.
- Factory sealed enclosure eliminates need for adding sealing fittings and compound at each conduit entrance.
- Heavy duty, 10 Amp, 600 Vac.
- Factory sealed pilot lights supplied with jewel/guard assembly and 120 Vac/Vdc, 50/60 Hz, 6 Watt lamp (LED provided as option).
- Dozens of possible combinations of push buttons, pilot lights and selector switches.
- Accurately tapped, tapered hubs for tight rigid joints and ground continuity.
- Stainless steel push button shaft operates within stainless steel bushing assuring long, maintenance free operation.
- Smooth, rounded integral bushing in each hub protects conductor insulation.
- Push button and selector switch contacts are silver cadmium oxide which are "sealed" in lower phenolic chamber isolated from corrosive elements. Assures positive contact and long, trouble free operation.
- Enclosed stainless steel helper spring prevents accidental operation of push button in severe vibration installations.
- All momentary push buttons are supplied with lockout type guards as standard. Hole in guard will accept locks with up to 1/4" hasp. Permits locking of push button to prevent unauthorized operation.
- Clearly marked terminals with brass screws and spade terminals assure quick, easy wiring.

### Standard Materials

- Control station body and cover: malleable iron
- SPBB push button: copperfree (4/10 of 1% max.) aluminum upper barrel and phenolic lower barrel with nylon plastic button
- SPBB dust cap push button: neoprene buttons
- SPLS pilot light: copperfree (4/10 of 1% max.) aluminum guard and body assembly; steel clamping ring; and tempered glass jewel




Push Button



Combination Push Button and Pilot Light



Rocker Arm Push Button



Maintained Push Button



Pilot Light



Selector Switch

- SSBA selector switch: copperfree (4/10 of 1% max.) aluminum operator mechanism, nylon cam, and sealed phenolic contact block

### Standard Finishes

- Control station body: triple coat—(1) zinc electroplate, (2) chromate, and (3) epoxy powder coat
- SPBB push button, SPLS pilot light and SSBA selector switch: natural finish

Classified by UL for use in specific combinations with Cooper Crouse-Hinds EDS covers and bodies.

# Contender™ Series Factory Sealed Control Stations and Pilot Lights

## Explosionproof, Dust-Ignitionproof

UNILETS™ for use with Threaded Metal Conduit. Furnished with Internal Ground Screw.

### NEC/CEC:

- Class I, Division 1, Groups C, D
- Class I, Division 2, Groups B, C, D
- Class II, Division 1 and 2, Groups E, F, G
- Class III
- NEMA 3, 7CD, 9EFG

### Options

- 1- or 2-gang boxes:
  - For aluminum cover only, add suffix - **A**.
  - For aluminum body and cover, add suffix - **SA**.
- Three position selector switches with modified operation:
  - Momentary contact right position, spring return to center; maintained contact left position. Add suffix – **S634**.
  - Momentary contact left position, spring return to center; maintained contact right position. Add suffix – **S635**.
  - Momentary contact right position, spring return to center; maintained contact left position; alternate contacts. Add suffix – **S636**.
- Selector switch lockout locks two or three position handle in any position. Add suffix – **S349**.
- Momentary push button securing rod, add suffix – **S153**.
- Pilot light jewel/guard assembly. Order by suffixes if color desired is other than red:
  - Amber– **J6**
  - Opal– **J8**
  - Clear – **J10**
  - Blue– **J11**
  - Green– **J3**
- Bodies and covers (1- or 2-gang) in copperfree (4/10 of 1% max.) aluminum. Add suffix – **SA**.
- Securing rod for push button lockout guard, add suffix– **S153**.
- LED pilot lights are available in lieu of incandescent pilot lights. Order by suffixes for desired color as follows:
  - Red– **LED1**
  - Green– **LED3**
  - Amber– **LED6**


### NEC/CEC Certifications and Compliances

- UL Standards: UL 508, UL 698, UL 1203
- CSA Standards: C22.2 No. 14
- cULus Listed: E10449

### Related Products

- For Division 1, Group B applications, refer to *EFDB Series*.

### Illustrated Features

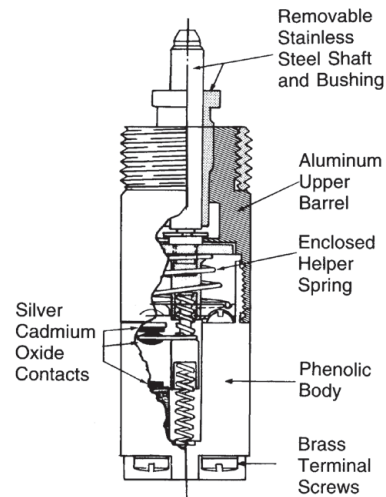


**Securing Rod for Push Button Lockout Guard** – available as optional item. Lockout Guard furnished as standard with the Push Button, may also be padlocked. Suffix– **S153**.



**SPBB factory sealed push button** — standard type and unit with dust cap.

### SPBB Design Features



# Contender™ Series Factory Sealed Control Stations and Pilot Lights

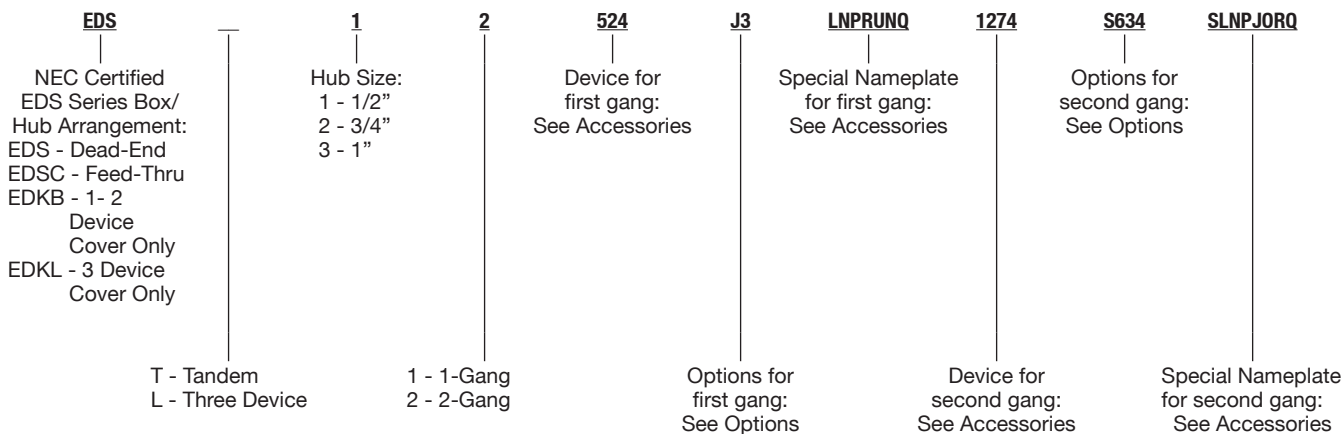
## Explosionproof, Dust-Ignitionproof

UNILETS™ for use with Threaded Metal Conduit. Furnished with Internal Ground Screw.

### NEC/CEC:

Class I, Division 1, Groups C, D  
 Class I, Division 2, Groups B, C, D  
 Class II, Division 1 and 2, Groups E, F, G  
 Class III  
 NEMA 3, 7CD, 9EFG

### Catalog Numbering Guide



Full Catalog Number: EDSC12-524-J3-LNPUPQ-1274-S634-SLNPJORQ

Feed-Thru 2-Gang Box with 1/2" Hub:

In Gang #1: One Pilot Light with UP Nameplate

In Gang #2: One 3-Position, 4-Circuit Spring Return from the right Selector Switch with JOG-OFF-RUN Nameplate.

### Options

Description	Suffix
Momentary Push Button Securing Rod	S153
Selector Switch Lockout	S349
Spring Return From Right Selector Switch (3 Positions Only)	S634
Spring Return From Left Selector Switch (3 Positions Only)	S635
Alternate Contacts Selector Switch	S636
Change One Red Lens to Green Lens	J3
Change One Red Lens to Opal Lens	J8
Change One Red Lens to Amber Lens	J6
Change One Red Lens to Blue Lens	J11
Change One Red Lens to Clear Lens	J10
Add 220/120 Vac Transformer (J1 Device Only)	S801
Add 277/120 Vac Transformer (J1 Device Only)	S802
Add 440/120 Vac Transformer (J1 Device Only)	S803
Add 550/120 Vac Transformer (J1 Device Only)	S804
Change One Red Pilot to Red LED	LED1
Change One Red Lens to Green LED	LED3
Change One Red Lens to Amber LED	LED6
Add Red Mushroom Head to Momentary Push Button	S805
Add Black Mushroom Head to Momentary Push Button	S806
Add Green Mushroom Head to Momentary Push Button	S807
Locking Guard for Maintained Push Button	S808

# Contender™ Series Factory Sealed Control Stations and Pilot Lights

## Explosionproof, Dust-Ignitionproof

UNILETS™ for use with Threaded Metal Conduit. Furnished with Internal Ground Screw.

### NEC/CEC:

Class I, Division 1, Groups C, D  
 Class I, Division 2, Groups B, C, D  
 Class II, Division 1 and 2, Groups E, F, G  
 Class III  
 NEMA 3, 7CD, 9EFG

### Devices

Device Description	Available in 1-G, 2-G Tandem	Available in Three Device	Suffix
One Pilot Light (Red Standard)	Y		524
Two Pilot Lights	Y		561
One Pilot Light and One Momentary Push Button	Y		473
One Pilot Light and Two Momentary Push Buttons	Y	Y	234
One Pilot Light and One Maintained Push Button	Y		701
One Pilot Light and One Dust-Cap Push Button	Y		702
One Pilot Light and One 12 Selector Switch (2 Position, 2 Circuit)	Y		703
One Pilot Light and One 35 Selector Switch (2 Position, 4 Circuit)	Y		704
One Pilot Light and One 102 Selector Switch (3 Position, 2 Circuit)	Y		705
One Pilot Light and One 345 Selector Switch (3 Position, 4 Circuit)	Y		706
One Monetary Push Button	Y		84
Two Monetary Push Buttons	Y		90
Two Side-By-Side Momentary Push Buttons	Y		95
Three Monetary Push Buttons	Y	Y	707
One Momentary Push Button and One Maintained Push Button	Y		708
One Momentary Push Button and One Dust Cap Push Button	Y		709
One Momentary Push Button and One 12 Selector Switch (2 Position, 2 Circuit)	Y		710
One Momentary Push Button and One 35 Selector Switch (2 Position, 4 Circuit)	Y		711
One Momentary Push Button and One 102 Selector Switch (3 Position, 2 Circuit)	Y		712
One Momentary Push Button and One 345 Selector Switch (3 Position, 4 Circuit)	Y		713
One Maintained Push Button (Mushroom Head - Red)	Y		714
Two Maintained Push Button	Y		715
One Maintained and One Dust Cap Push Button	Y		716
One Maintained Push Button and One 12 Selector Switch (2 Position, 2 Circuit)	Y		717
One Maintained Push Button and One 35 Selector Switch (2 Position, 4 Circuit)	Y		718
One Maintained Push Button and One 102 Selector Switch (3 Position, 2 Circuit)	Y		719
One Maintained Push Button and One 345 Selector Switch (3 Position, 4 Circuit)	Y		720
One Dust Cap Push Button	Y		721
Two Dust Cap Push Buttons	Y		722
One Dust Cap and One 12 Selector Switch (2 Position, 2 Circuit)	Y		723
One Dust Cap and One 35 Selector Switch (2 Position, 4 Circuit)	Y		724
One Dust Cap and One 102 Selector Switch (3 Position, 2 Circuit)	Y		725
One Dust Cap and One 345 Selector Switch	Y		726
One 12 Selector Switch (2 Position, 2 Circuit)	Y		271
One 35 Selector Switch (2 Position, 4 Circuit)	Y		272
One 102 Selector Switch (3 Position, 2 Circuit)	Y		273
One 345 Selector Switch (3 Position, 4 Circuit)	Y		274
120 Vac Photocell	Y		727
277 Vac Photocell	Y		728
Three Dust Cap Push Buttons		Y	729
One Momentary and Two Maintained Push Buttons		Y	730
Two Momentary and One Maintained Push Buttons	Y	Y	731
Three Maintained Push Buttons		Y	732
Three Pilot Lights		Y	476
Two Pilot Lights and One Momentary Push Button		Y	733
One Pilot Light and Two Dust Cap Push Buttons		Y	734
Two Pilot Lights and One Dust Cap Push Button		Y	735
One Pilot Light and Two Maintained Push Buttons		Y	736
Two Pilot Lights and One Maintained Push Button		Y	737

# Contender™ Series Factory Sealed Control Stations and Pilot Lights

## Explosionproof, Dust-Ignitionproof

UNILETS™ for use with Threaded Metal Conduit. Furnished with Internal Ground Screw.

### NEC/CEC:

Class I, Division 1, Groups C, D  
 Class I, Division 2, Groups B, C, D  
 Class II, Division 1 and 2, Groups E, F, G  
 Class III  
 NEMA 3, 7CD, 9EFG

### Nameplates ①

Description	Suffix
<b>Mushroom Head Push Buttons (Maintained and Momentary)</b>	
Start	MNPSTQ
Stop	MNPSPQ
Emergency Stop	MNPESTPQ
Blank	MNPBQ
<b>Pilot Light Nameplates</b>	
Blank	LNPBQ
Forward	LNPFWQ
Jog	LNPJOGQ
Run	LNPRUNQ
Stop	LNPSPQ
Start	LNPSTQ
Down	LNPDOWNQ
Fast	LNPFASTQ
Slow	LNPSLOWQ
Raise	LNPRAISEQ
Lower	LNPLOWERQ
Reset	LNPRESETQ
Off	LNPOFFQ
On	LNPONQ
Reverse	LNPREVQ
Close	LNPCLOSEQ
Open	LNPOPENQ
Up	LNPUPQ
Test	LNPTTESTQ
Low	LNPLOWQ
High	LNPHIGHQ
<b>Two Position Selection Switch Nameplates</b>	
Forward-Reverse	SLNPFRQ
Hand—Auto ②	SLNPHAQ
On—Off	SLNPOO
Start—Stop	SLNPSS
Blank	SLNPBQ
Up—Down	SLNPUDQ
Run—Jog	SLNPRJQ
Auto—Hand	SLNPAHQ
Off—Remote	SLNPORQ
Off—On	SLNPOFON

Description	Suffix
<b>Three Position Selection Switch Nameplates</b>	
Forward—Off—Reverse	SLNPFORQ
Hand—Off—Auto	SLNPHOAQ
Run—Off—Jog	SLNPROJQ
Blank	SLNPB3
Reverse—Off—Forward	SLNPROFQ
Auto—Off—Hand	SLNPAOHQ
Hand—Off—Remote	SLNPHORQ
1—Off—2	SLNP102Q
Jog—Off—Run	SLNPJORQ
Stop—Run—Start	SLNPSRSQ
Local—Off—Remote	SLNPLORQ
<b>Momentary Push Buttons</b>	
<i>For Rectangular Weatherboot Style Only (not for round weatherboot style)</i>	
Blank ②	SNPBQ
Forward	SNPFWDQ
Jog	SNPJOGQ
Run	SNPRUNQ
Stop ②	SNPSPQ
Start ②	SNPSTQ
Down	SNPDOWNQ
Fast	SNPFASTQ
Slow	SNPSLOWQ
Raise	SNPRAISEQ
Lower	SNPLOWERQ
Reset	SNPRESETQ
Off	SNPOFFQ
On	SNPONQ
Reverse	SNPREVQ
Close	SNPCLOSEQ
Open	SNPOPENQ
Up	SNPUPQ
Test	SNPTTESTQ
Low	SNPLOWQ
High	SNPHIGHQ

① Custom nameplates are not available.

② Included as standard (no need to use suffix).











# Contender™ Series Factory Sealed Control Stations and Pilot Lights

## Push Button Stations. Explosionproof, Dust-Ignitionproof

10 Amp, 600 Vac Max. for Heavy Duty Use Momentary Contact. Furnished with Internal Ground Screw.

**NEC/CEC:**

Class I, Division 1, Groups C, D  
 Class I, Division 2, Groups B, C, D  
 Class II, Division 1 and 2, Groups E, F, G  
 Class III  
 NEMA 3, 7CD, 9EFG

	Hub Size (Inches)	Description	Nameplate Marking	Catalog Number		
				Dead-End	Feed-Thru	
<b>1-Gang ①</b>						
	1/2	1 Circuit Universal		Start/Stop	EDS1184	EDSC1184
	3/4				EDS2184	EDSC2184
	1				EDS3184	EDSC3184
	1/2	2 Circuits Universal		Start/Stop	EDS1190	EDSC1190
	3/4				EDS2190	EDSC2190
	1				EDS3190	EDSC3190
<b>Red Mushroom Head — Maintained Contact — Emergency Stop Nameplate</b>						
	1/2	1 Circuit Universal		Emergency Stop	EDS1714	EDSC1714
	3/4				EDS2714	EDSC2714
	1				EDS3714	EDSC3714
<b>2-Gang ①</b>						
	1/2	2 Circuit Universal		Start/Stop	EDS1284	EDSC1284
	3/4				EDS2284	EDSC2284
	1				EDS3284	EDSC3284
	1/2	4 Circuits Universal		Start/Stop	EDS1290	EDSC1290
	3/4				EDS2290	EDSC2290
	1				EDS3290	EDSC3290

Appleton

CONTROLS: NEC/CEC EXPLOSIONPROOF CONTROL STATIONS AND SWITCHES

① Malleable Iron Body and Cover. For Aluminum Body and Cover, add suffix - SA.