

Code•Master™ PLT Factory Sealed Luminaires

Explosionproof, Dust-Ignitionproof




Integrally Ballasted. 26 W, 32 W, 42 W, 52 W, 64 W, 84 W Compact Fluorescent. For use with Threaded Metal Conduit.

NEC:
Class I, Division 1 and 2, Groups B♦, C, D
Class II, Division 1 and 2, Groups E, F, G
Class III
NEMA 4X
Suitable for use in wet locations


CEC:
Class I, Division 1 and 2, Groups B, C, D
Class II, Division 1 and 2, Groups E, F, G
Class III
CSA 4X

Description	Catalog Number
-------------	----------------


Replacement Parts – 26 W, 32 W, 42 W, 52 W, 64 W and 84 W

		Socket (lampholder) G24Q-4	26 thru 84 W	PLT32RS
PLT32RS	CJSA42	Single Socket Bracket Assembly	26, 32, 42 W	CJSA42
		Double Socket Bracket Assembly	52, 64, 84 W	CSA84
CSA84				

Lamps

	1 lamp = 26 W; 2 lamps = 52 W	26 W	PLT26
	1 lamp = 32 W; 2 lamps = 64 W	32 W	PLT32
	1 lamp = 42 W; 2 lamps = 84 W	42 W	PLT42

Connection Block

	For all Code•Master fixtures	VPT-7
---	------------------------------	--------------

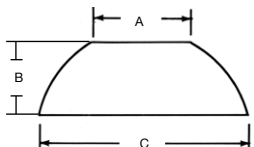
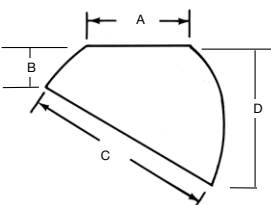
Fixture and Accessory Weights kg (lb)

Fixture Size	Fixture Weight	Reflector Weight	Guard Weight
26 W, 32 W, 42 W	6.6 (14.55)	1.4 (3.09)	0.5 (1.10)
52 W, 64 W, 84 W	15.9 (35.05)	1.4 (3.09)	1.1 (2.43)

Mounting Hood Weights kg (lb)

Pendant	Ceiling	Bracket	Stanchion
0.9 (1.98)	1.8 (3.97)	2.7 (5.95)	0.9 (1.98)

Reflector Dimensions

Catalog Number	Description	Dimensions in mm (in)				Standard and Deep Dome	30° Angle
		A	B	C	D		
Standard Dome							
KR2-ST	26, 32, 42 W	203.2 (8.00)	152.4 (6.00)	429.3 (16.90)	—		
CMR-4ST	52, 64, 84 W	284.5 (11.20)	149.9 (5.90)	475.0 (18.70)	—		
Deep Dome							
CMR-4DD	52, 64, 84 W	268.2 (10.56)	177.8 (7.00)	515.6 (20.30)	—		
30° Angle							
KR2-AN	26, 32, 42 W	203.2 (8.00)	69.9 (2.75)	378.5 (14.90)	258.3 (10.17)		
CMR-4AN	52, 64, 84 W	268.2 (10.56)	127 (5.00)	410.5 (16.16)	247.7 (9.75)		

♦ Fixtures are for use with Group B atmospheres only when used with Group B mounting hoods. For 26 W, 32 W, and 42 W fixtures only.