



Model: 122722-00

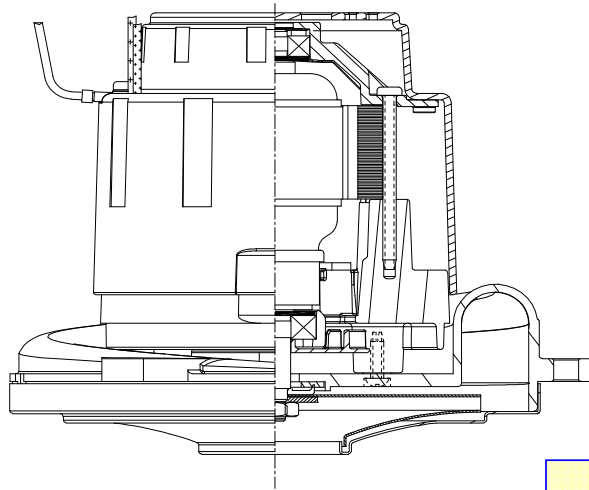
SPECIAL FEATURES

DESCRIPTION

- 240 volts AC
- One-stage tapered fan
- 6.6" / 162 mm diameter
- Improved sound quality
- "True" tangential discharge bracket
- High-Efficiency "Galaxy" lamination
- Double ball bearings; 10mm output

DESIGN APPLICATION

- Commercial and Residential Central Cleaning Systems
- Equipment requires separation of working air from motor ventilating air
- Designed to handle clean, dry, filtered air only



- 1500+ Hours life (Eternity Brush)
- High Efficiency Motor/Fan
- Improved Cooling System
- Enhanced II Bearing Protection
- 2 Speed
- CAN & US UL recognition marked cRUus
- Categories PRGY2/PRGY8
- File #s E47185 & E56617 (Class B)

PEAK AIRWATTS
717

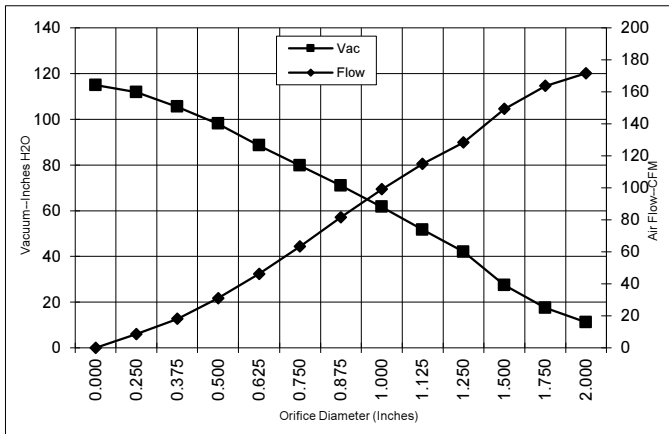
Calculated in accordance with ASTM F2105

TYPICAL MOTOR PERFORMANCE.*

(At 240 volts, 60Hz, test data is corrected to standard conditions of 29.92 Hg, 68° F.)

**A
S
T
M

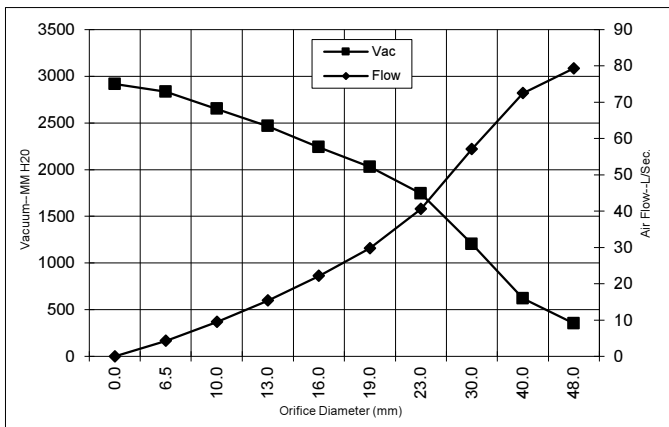
D
A
T
A**



| Orifice (Inches) | Amps | Watts (In) | RPM | Vac (In.H ₂ O) | Flow (CFM) | Air Watts |
|------------------|------|------------|-------|---------------------------|------------|-----------|
| 2.000 | 17.5 | 1933 | 26407 | 11.1 | 171.6 | 224 |
| 1.750 | 17.6 | 1949 | 26382 | 17.5 | 163.6 | 336 |
| 1.500 | 17.5 | 1939 | 26332 | 27.4 | 149.3 | 481 |
| 1.250 | 17.1 | 1891 | 26570 | 42.0 | 128.4 | 633 |
| 1.125 | 16.9 | 1877 | 26974 | 51.7 | 115.0 | 698 |
| 1.000 | 16.4 | 1821 | 27293 | 61.7 | 99.1 | 717 |
| 0.875 | 15.8 | 1754 | 27881 | 71.0 | 81.6 | 680 |
| 0.750 | 14.7 | 1635 | 28657 | 79.7 | 63.4 | 593 |
| 0.625 | 13.6 | 1521 | 29641 | 88.5 | 46.2 | 480 |
| 0.500 | 12.4 | 1381 | 31009 | 98.0 | 31.1 | 357 |
| 0.375 | 11.4 | 1279 | 32272 | 105.5 | 18.1 | 224 |
| 0.250 | 10.5 | 1182 | 33446 | 111.9 | 8.6 | 113 |
| 0.000 | 10.0 | 1133 | 34570 | 114.9 | 0.0 | 0 |

**M
E
T
R
I
C

D
A
T
A**



| Orifice (mm) | Amps | Watts (In) | RPM | Vac (mm H ₂ O) | Flow (L/Sec) | Air Watts |
|--------------|------|------------|-------|---------------------------|--------------|-----------|
| 48.0 | 17.5 | 1940 | 26396 | 354 | 79.3 | 273 |
| 40.0 | 17.5 | 1942 | 26347 | 621 | 72.5 | 437 |
| 30.0 | 17.0 | 1883 | 26792 | 1202 | 57.1 | 668 |
| 23.0 | 15.9 | 1771 | 27734 | 1744 | 40.6 | 689 |
| 19.0 | 14.7 | 1632 | 28677 | 2030 | 29.8 | 591 |
| 16.0 | 13.7 | 1525 | 29602 | 2239 | 22.2 | 485 |
| 13.0 | 12.5 | 1395 | 30873 | 2466 | 15.4 | 370 |
| 10.0 | 11.5 | 1294 | 32083 | 2650 | 9.5 | 244 |
| 6.5 | 10.5 | 1187 | 33388 | 2833 | 4.3 | 118 |
| 0.0 | 10.0 | 1133 | 34570 | 2918 | 0.0 | 0 |

Note: Metric Performance data is calculated from the ASTM data above.

* Data represents performance of a typical motor sampled from a large production quantity. Individual motor data may vary due to normal manufacturing variations.

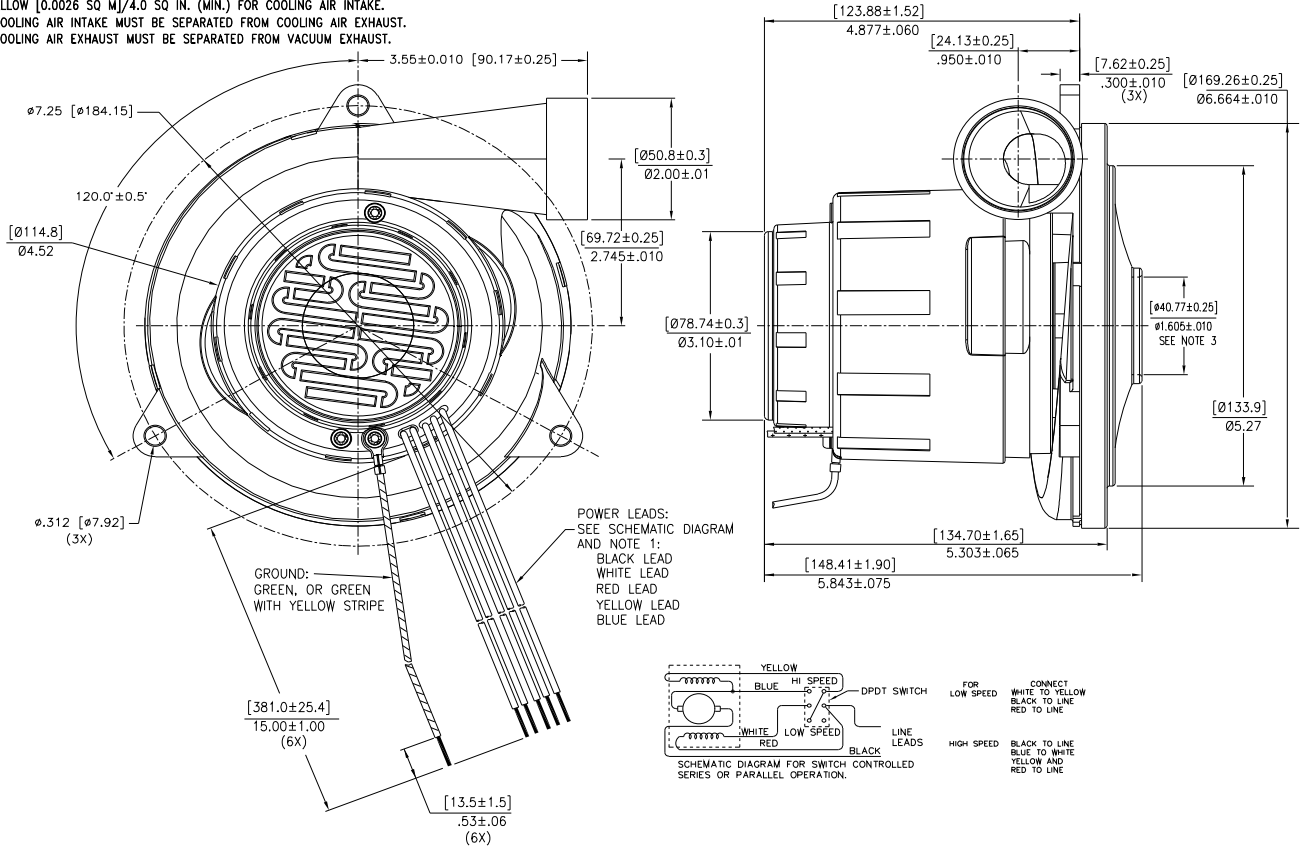
| | | | | | |
|--------------------|------------------|------------------------------------|----------------------|-------------------------|----------------------------|
| Test Specs: | 240 Volts | Minimum Sealed Vacuum: 105" | ORIFICE: 7/8" | Min. Vacuum: 68" | Maximum Watts: 1725 |
|--------------------|------------------|------------------------------------|----------------------|-------------------------|----------------------------|

DIMENSIONS



NOTES:

1. LEADS: 16GA. STRANDED, POWER LEADS CAN BE ANY COLOR EXCEPT GREEN OR GREEN WITH YELLOW STRIPE.
2. MOTOR IDENTIFICATION: MANUFACTURER'S NAME, MODEL NUMBER, VOLTAGE, FREQUENCY, INSPECTORS CODE WITH "FF" SUFFIX, DATE OF MANUFACTURE, AGENCY RECOGNITION CODE, PLANT LOCATION CODE, PATENT PENDING AND COUNTRY OF ORIGIN.
3. MOUNTING MUST NOT RESTRICT THIS DIAMETER.
4. ALLOW [0.0026 SQ IN]/4.0 SQ IN. (MIN.) FOR COOLING AIR INTAKE.
5. COOLING AIR INTAKE MUST BE SEPARATED FROM COOLING AIR EXHAUST.
6. COOLING AIR EXHAUST MUST BE SEPARATED FROM VACUUM EXHAUST.



IMPORTANT NOTE: Pictorial and dimensional data are subject to change without notice. Contact factory for current revision levels.

WARNING - When using AMETEK/ Lamb Electric bypass motors in machines that come in contact with foam, liquid (including water), or other foreign substances, the machine must be designed and constructed to prevent those substances from reaching the fan system, motor housing, and electrical components. F&SM vacuum motors other than hazardous duty models should not be applied in machines that come in contact with dry chemicals or other volatile materials. Failure to observe these precautions could cause flashing (depending on volatility) or electrical shock which could result in property damage and severe bodily injury, including death in extreme cases. All applications incorporating F&SM motors should be submitted to appropriate organizations or agencies for testing specifically related to the safety of your equipment.

AMETEK Dynamic Fluid Solutions
www.ametekdfs.com