

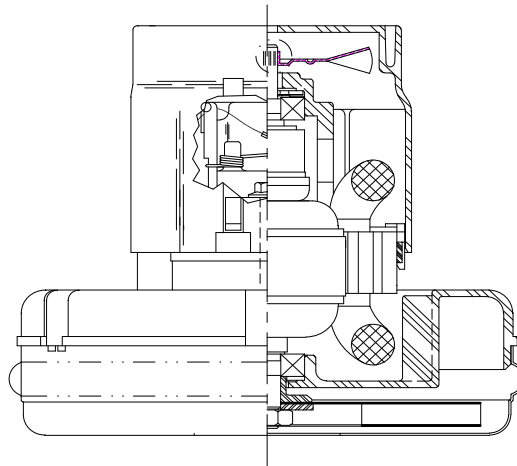


DESCRIPTION

- One stage
- 240 volts
- 5.7"/145 mm diameter
- Ball/Ball bearings
- Single speed
- Peripheral bypass discharge
- Thermoset fan end bracket
- Thermoset commutator bracket

DESIGN APPLICATION

- Equipment operating in environments requiring separation of working air from motor ventilating air
- Designed to handle clean, dry, filtered air only



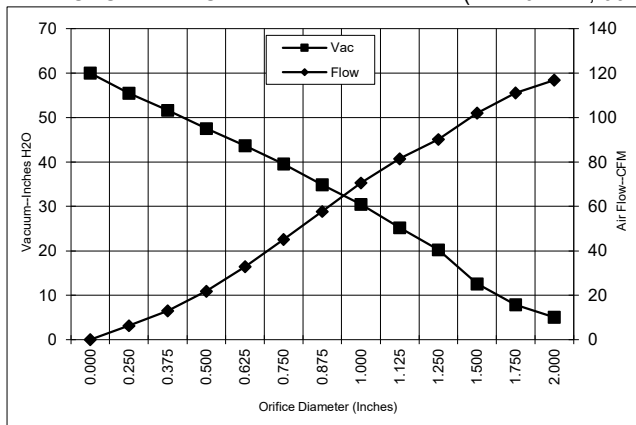
SPECIAL FEATURES

- Suitable for 240 volt AC operation, 50/60 Hz
- cRUus recognized, category PRGY2/8 (E47185)
- Provision for grounding
- Choke coils for RFI suppression
- Skeleton-frame design
- The Lamb Electric vacuum motor line offers a wide range of performance levels to meet design needs

TYPICAL MOTOR PERFORMANCE.*

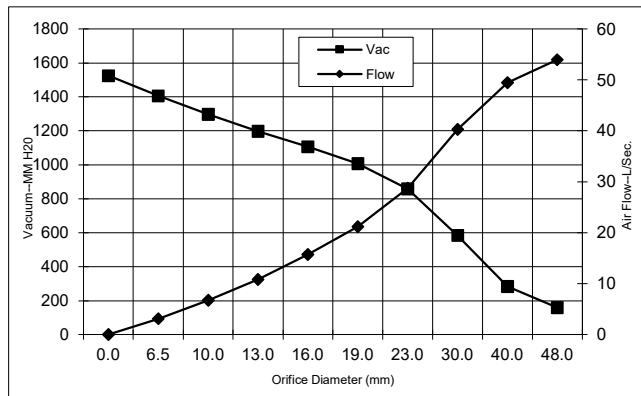
(At 120 volts, 60Hz, test data is corrected to standard conditions of 29.92 Hg, 68° F.)

ASTM DATA



Orifice (Inches)	Amps	Watts (In)	RPM	Vac (In.H ₂ O)	Flow (CFM)	Air Watts
2.000	3.7	834	20333	5.0	116.8	69.1
1.750	3.6	821	20370	7.8	111.1	102.2
1.500	3.7	840	20183	12.6	102.1	150.7
1.250	3.7	834	20179	20.2	90.2	214.2
1.125	3.7	836	20263	25.2	81.4	240.8
1.000	3.6	820	20467	30.5	70.6	252.2
0.875	3.5	792	20999	34.9	57.7	236.0
0.750	3.4	774	21623	39.6	45.1	209.2
0.625	3.2	735	22313	43.7	32.9	168.4
0.500	3.1	698	23175	47.5	21.8	121.7
0.375	2.9	664	24204	51.6	13.0	79.0
0.250	2.8	634	25066	55.5	6.3	41.2
0.000	2.6	608	25762	60.0	0.0	0.0

METRIC DATA



Orifice (mm)	Amps	Watts (In)	RPM	Vac (mm H ₂ O)	Flow (L/Sec)	Air Watts
48.0	3.7	829	20349	159	54.0	84
40.0	3.7	834	20239	283	49.5	136
30.0	3.7	835	20225	583	40.3	229
23.0	3.5	799	20866	858	28.7	240
19.0	3.4	773	21637	1007	21.2	208
16.0	3.2	737	22286	1105	15.7	170
13.0	3.1	702	23089	1198	10.8	126
10.0	2.9	669	24050	1296	6.8	85
6.5	2.8	636	25023	1405	3.1	43
0.0	2.6	608	25762	1524	0.0	0

Note: Metric performance data is calculated from the ASTM data above.

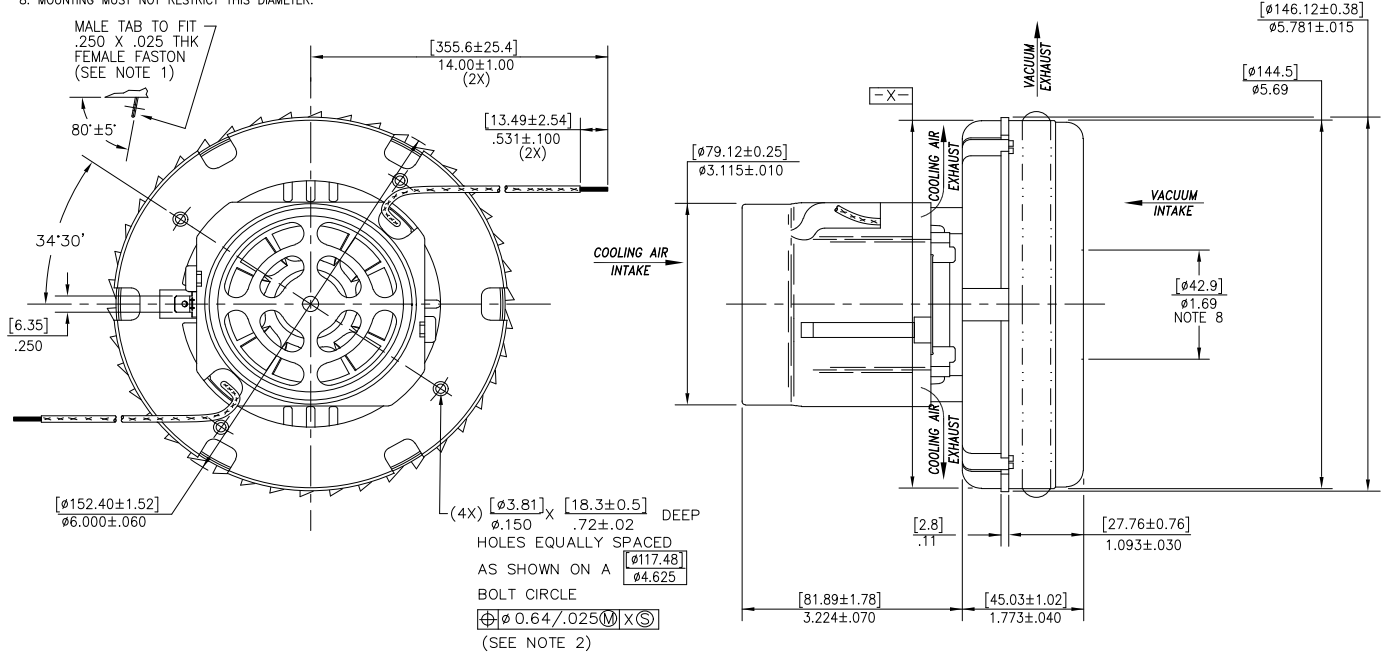
* Data represents performance of a typical motor sampled from a large production quantity. Individual motor data may vary due to normal manufacturing variations.

Test Specs:	240 volts	Minimum Sealed Vacuum:	54.0"	ORIFICE:	7/8"	Minimum Vacuum:	31.0"	Maximum Watts:	864
--------------------	-----------	-------------------------------	-------	-----------------	------	------------------------	-------	-----------------------	-----

DIMENSIONS

NOTES:

1. GROUNDING OR EARTHING PROVISIONS: USE ONLY UL RECOGNIZED AMP INC., 0.250 SERIES FOR .025 THICK TAB BRASS CONNECTOR WITH DETENT MOUNTED ON A 18 GA. UL RECOGNIZED AWM LEAD WIRE WITH 300V 90°C MINIMUM INSULATION COLORED GREEN WITH YELLOW STRIPE.
2. RECOMMENDED SCREW SIZE 10-16 TYPE BT OR TYPE 25 THREAD CUTTING SCREW. MAXIMUM PENETRATION [17.40]/.685.
3. LEADS: 18GA STRANDED, COLOR BLACK.
4. MOTOR IDENTIFICATION: MANUFACTURER'S NAME, MODEL NUMBER, VOLTAGE, FREQUENCY, INSPECTORS CODE, DATE OF MANUFACTURE, AGENCY RECOGNITION CODE, PLANT LOCATION CODE AND COUNTRY OF ORIGIN.
5. ALLOW [0.0016 SQ M]/2.5 SQ IN FOR COOLING AIR INTAKE.
6. COOLING AIR INTAKE MUST BE SEPARATED FROM COOLING AIR EXHAUST.
7. VACUUM EXHAUST MUST BE SEPARATE FROM COOLING EXHAUST.
8. MOUNTING MUST NOT RESTRICT THIS DIAMETER.



IMPORTANT NOTE: Pictorial and dimensional data are subject to change without notice. Contact factory for current revision levels.

WARNING - When using AMETEK Lamb Electric bypass motors in machines that come in contact with foam, liquid (including water), or other foreign substances, the machine must be designed and constructed to prevent those substances from reaching the fan system, motor housing, and electrical components. Lamb Electric vacuum motors other than hazardous duty models should not be applied in machines that come in contact with dry chemicals or other volatile materials. Failure to observe these precautions could cause flashing (depending on volatility) or electrical shock which could result in property damage and severe bodily injury, including death in extreme cases. All applications incorporating Lamb Electric motors should be submitted to appropriate organizations or agencies for testing specifically related to the safety of your equipment.

AMETEK Dynamic Fluid Solutions
www.ametekdfs.com