



Lamb Electric



Model: 122698-07

SPECIAL FEATURES

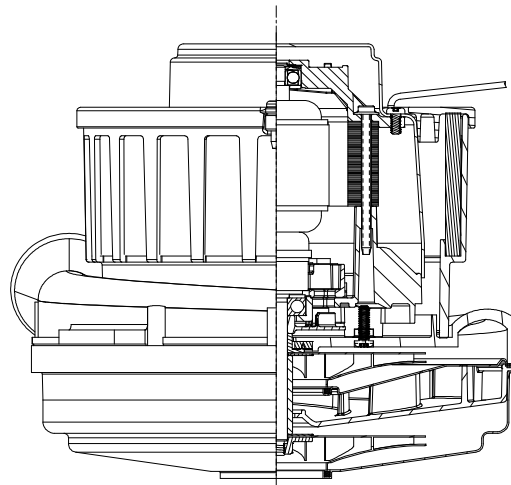
- High Efficiency Performance
- 1500 + Hours Life with Eternity Brushes
- UL & cUL recognized, category PRGY2 (E47185)
- Same mounting pattern as Lamb's 7.2 tangential-bypass
- Includes Non Loading Fan System & Metal Motor Bracket

DESCRIPTION

- Double-stage tapered fan system
- 8.4" / 213 mm diameter
- Improved sound quality
- "True" tangential discharge bracket
- 120 volts AC
- 3.5" High-Efficiency lamination
- Double ball bearings; 10mm output

DESIGN APPLICATION

- Commercial and Residential Central Cleaning Systems
- Car wash vac and blower systems
- Equipment operating in environments requiring separation of working air from motor ventilating air
- Designed to handle clean, dry, filtered air only



Preliminary

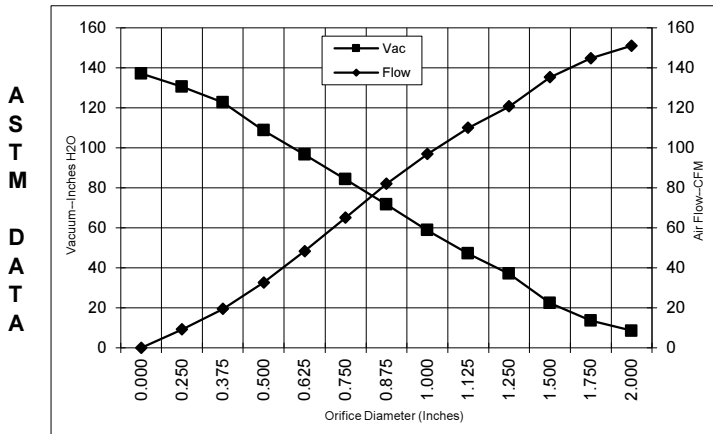
PEAK AIRWATTS

700

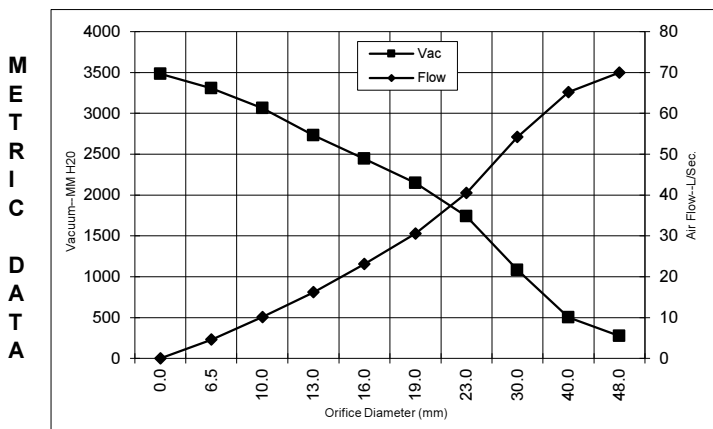
Calculated in accordance with ASTM F2105

TYPICAL MOTOR PERFORMANCE.*

(At 120 volts, 60Hz, test data is corrected to standard conditions of 29.92 Hg, 68° F.)



Orifice (Inches)	Amps	Watts (In)	RPM	Vac (In.H ₂ O)	Flow (CFM)	Air Watts
2.000	16.8	1881	19707	8.5	150.9	151
1.750	16.8	1886	19715	13.6	144.8	231
1.500	16.7	1875	19777	22.4	135.3	356
1.250	16.5	1846	19951	37.0	120.7	524
1.125	16.1	1806	20098	47.1	110.0	608
1.000	15.6	1751	20365	58.8	96.8	668
0.875	14.8	1662	20788	71.6	82.0	690
0.750	13.9	1565	21360	84.2	65.1	643
0.625	12.7	1431	22225	96.7	48.3	548
0.500	11.3	1281	23393	108.7	32.7	417
0.375	9.8	1126	24870	122.7	19.5	280
0.250	8.9	1022	26057	130.6	9.2	141
0.000	8.2	950	27491	137.1	0.0	0



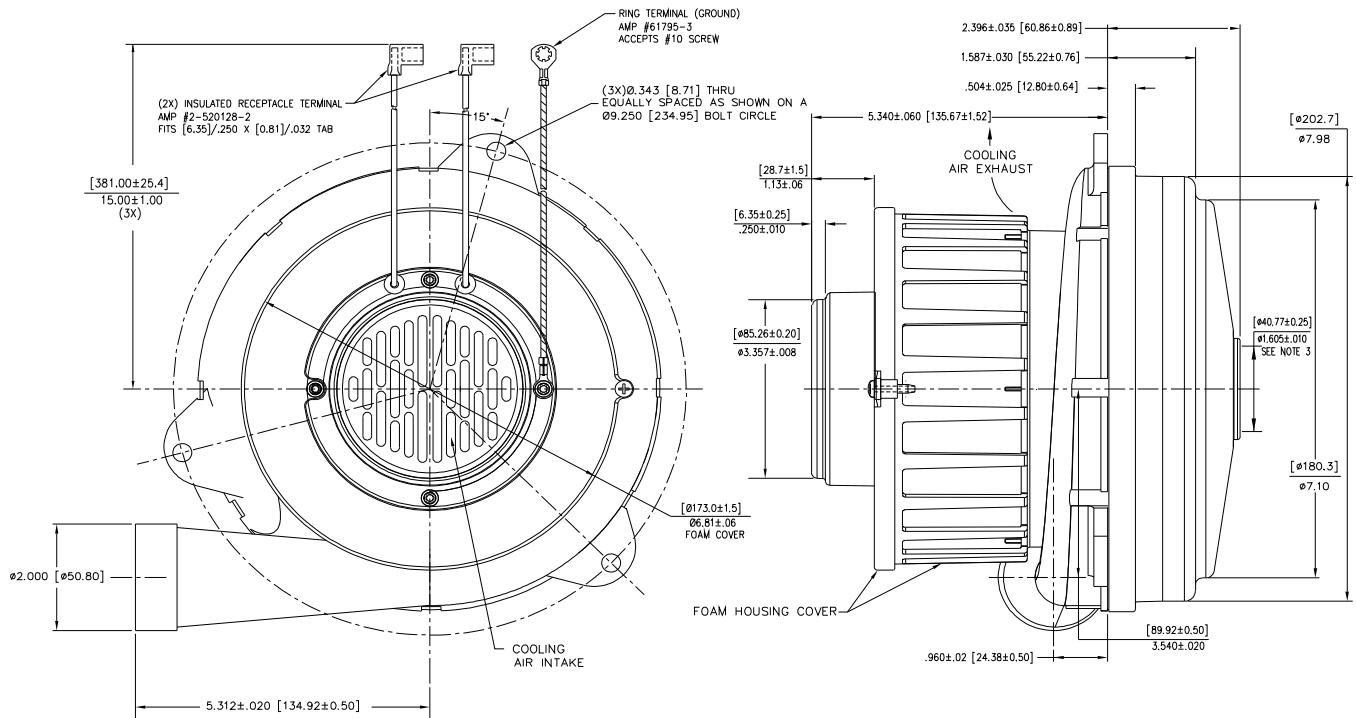
Orifice (mm)	Amps	Watts (In)	RPM	Vac (mm H ₂ O)	Flow (L/Sec)	Air Watts
48.0	16.8	1883	19711	273	70.0	186
40.0	16.7	1878	19759	502	65.2	318
30.0	16.3	1824	20032	1082	54.2	571
23.0	15.0	1684	20682	1738	40.5	684
19.0	13.9	1562	21377	2145	30.6	642
16.0	12.7	1436	22190	2443	23.1	552
13.0	11.4	1296	23276	2731	16.2	430
10.0	10.0	1149	24649	3063	10.1	301
6.5	8.9	1027	25998	3306	4.6	148
0.0	8.2	950	27491	3482	0.0	0

Note: Metric Performance data is calculated from the ASTM data above.

* Data represents performance of a typical motor sampled from a large production quantity. Individual motor data may vary due to normal manufacturing variations.

Test Specs:	120	Minimum Sealed Vacuum: 130"	ORIFICE: 7/8"	Minimum Vacuum: 67"	Maximum Watts: 1810
--------------------	-----	------------------------------------	----------------------	----------------------------	----------------------------

DIMENSIONS



IMPORTANT NOTE: Pictorial and dimensional data are subject to change without notice. Contact factory for current revision levels.

WARNING - When using AMETEK Floorcare & Specialty Motors (F&SM) bypass motors in machines that come in contact with foam, liquid (including water), or other foreign substances, the machine must be designed and constructed to prevent those substances from reaching the fan system, motor housing, and electrical components. F&SM vacuum motors other than hazardous duty models should not be applied in machines that come in contact with dry chemicals or other volatile materials. Failure to observe these precautions could cause flashing (depending on volatility) or electrical shock which could result in property damage and severe bodily injury, including death in extreme cases. All applications incorporating F&SM motors should be submitted to appropriate organizations or agencies for testing specifically related to the safety of your equipment.

AMETEK Dynamic Fluid Solutions
www.ametekdfs.com