



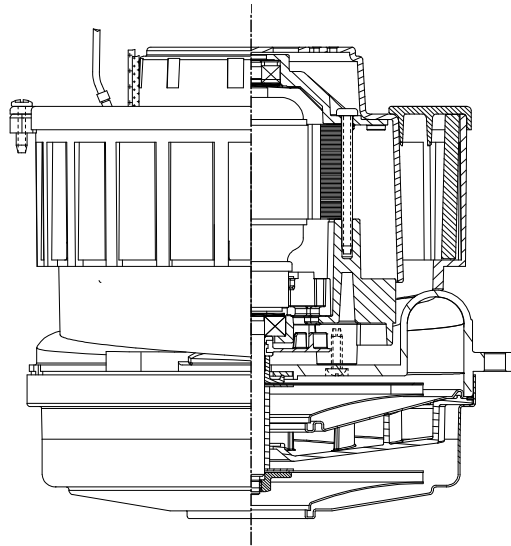
Model: 122668-07

SPECIAL FEATURES

- 1500+ Hours life (Eternity Brush)
- High Efficiency Motor/Fan
- Improved Cooling System
- Enhanced II Bearing Protection
- Cast Aluminum Com End Bracket
- CAN & US UL recognition marked cRUus
- Categories PRGY2/PRGY8
- File #s E47185 & E56617 (Class B)
- Noise & Carbon Dust Filter Housing Included
- 07 version with terminals on leads

DESCRIPTION

- 120 volts AC
- Two-stage tapered fan
- 6.6" / 162 mm diameter
- Improved sound quality
- "True" tangential discharge bracket
- Cast Al Motor Brackets
- High-Efficiency "Galaxy" lamination



DESIGN APPLICATION

- Commercial and Residential Central Cleaning Systems
- Equipment requires separation of working air from motor ventilating air
- Designed to handle clean, dry, filtered air only

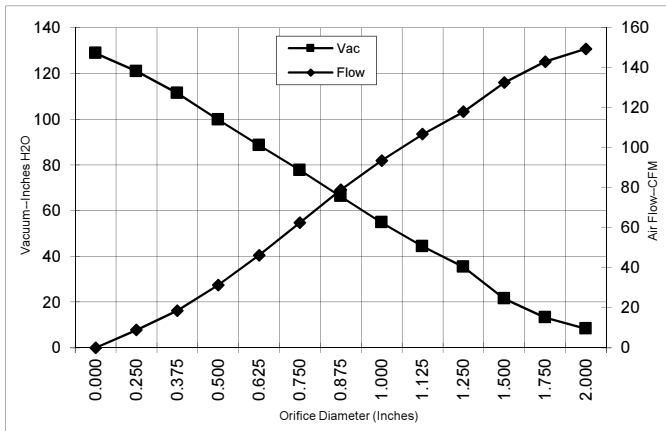
PEAK AIRWATTS
614

Calculated in accordance with ASTM F2105

TYPICAL MOTOR PERFORMANCE.*

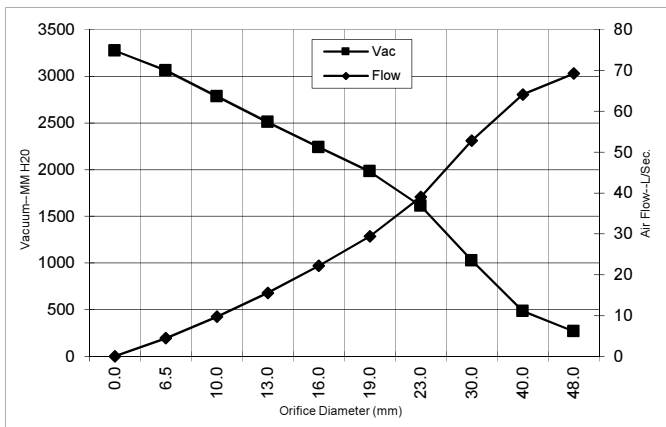
(At 120 volts, 60Hz, test data is corrected to standard conditions of 29.92 Hg, 68° F.)

ASTM DATA



| Orifice (Inches) | Amps | Watts (In) | RPM | Vac (In.H2O) | Flow (CFM) | Air Watts |
|------------------|------|------------|-------|--------------|------------|-----------|
| 2.000 | 15.9 | 1750 | 19049 | 8.4 | 149.4 | 147 |
| 1.750 | 15.8 | 1741 | 19033 | 13.2 | 143.1 | 222 |
| 1.500 | 15.6 | 1718 | 19012 | 21.5 | 132.6 | 335 |
| 1.250 | 15.5 | 1696 | 19193 | 35.3 | 118.0 | 489 |
| 1.125 | 15.2 | 1670 | 19406 | 44.4 | 106.8 | 556 |
| 1.000 | 14.8 | 1628 | 19639 | 54.8 | 93.6 | 602 |
| 0.875 | 14.2 | 1560 | 20092 | 66.3 | 78.9 | 614 |
| 0.750 | 13.4 | 1475 | 20769 | 77.7 | 62.6 | 571 |
| 0.625 | 12.3 | 1364 | 21680 | 88.6 | 46.3 | 481 |
| 0.500 | 11.0 | 1224 | 22948 | 99.8 | 31.3 | 367 |
| 0.375 | 9.7 | 1093 | 24277 | 111.3 | 18.6 | 243 |
| 0.250 | 8.7 | 979 | 25619 | 121.0 | 8.9 | 126 |
| 0.000 | 8.0 | 911 | 26829 | 128.8 | 0.0 | 0 |

METRIC DATA



| Orifice (mm) | Amps | Watts (In) | RPM | Vac (mm H2O) | Flow (L/Sec) | Air Watts |
|--------------|------|------------|-------|--------------|--------------|-----------|
| 48.0 | 15.9 | 1746 | 19042 | 267 | 69.2 | 180 |
| 40.0 | 15.7 | 1725 | 19018 | 484 | 64.1 | 301 |
| 30.0 | 15.3 | 1682 | 19310 | 1024 | 52.8 | 526 |
| 23.0 | 14.3 | 1577 | 19978 | 1611 | 39.0 | 611 |
| 19.0 | 13.4 | 1473 | 20787 | 1979 | 29.4 | 569 |
| 16.0 | 12.4 | 1369 | 21643 | 2239 | 22.1 | 485 |
| 13.0 | 11.1 | 1238 | 22821 | 2507 | 15.5 | 379 |
| 10.0 | 9.9 | 1112 | 24077 | 2784 | 9.7 | 262 |
| 6.5 | 8.7 | 985 | 25551 | 3060 | 4.4 | 132 |
| 0.0 | 8.0 | 911 | 26829 | 3272 | 0.0 | 0 |

Note: Metric Performance data is calculated from the ASTM data above.

* Data represents performance of a typical motor sampled from a large production quantity. Individual motor data may vary due to normal manufacturing variations.

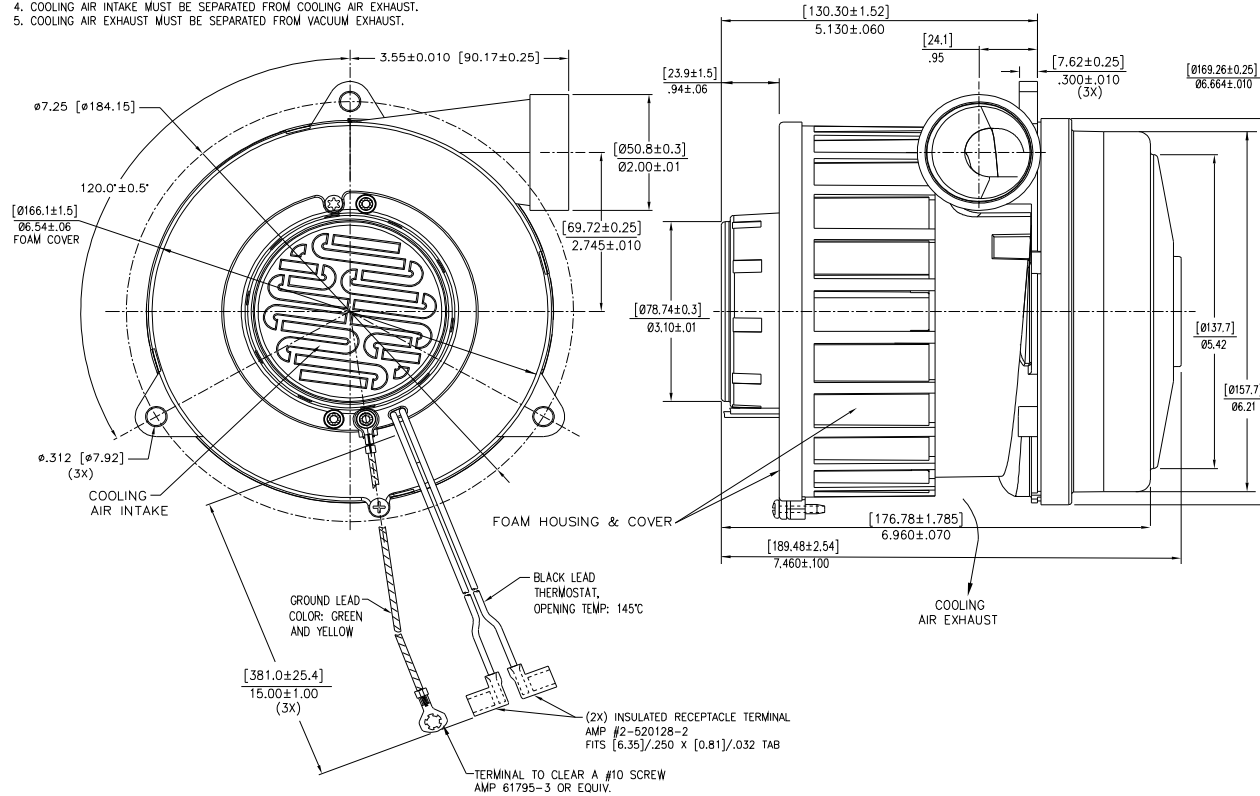
| | | | | | |
|--------------------|------------------|------------------------------------|----------------------|-------------------------|----------------------------|
| Test Specs: | 120 Volts | Minimum Sealed Vacuum: 122" | ORIFICE: 7/8" | Min. Vacuum: 80" | Maximum Watts: 1700 |
|--------------------|------------------|------------------------------------|----------------------|-------------------------|----------------------------|

DIMENSIONS



NOTES:

1. LEADS: 18GA, STRANDED, POWER LEADS BLACK AND WHITE, GROUNDING LEAD GREEN OR GREEN WITH YELLOW STRIPE.
2. MOTOR IDENTIFICATION: MANUFACTURER'S NAME, MODEL NUMBER, VOLTAGE, FREQUENCY, INSPECTOR'S CODE WITH "FF" SUFFIX, DATE OF MANUFACTURE, AGENCY RECOGNITION CODE, PLANT LOCATION CODE, PATENT PENDING* AND COUNTRY OF ORIGIN.
3. ALLOW [0.0026 SQ MI]/4.0 SQ IN. (MIN.) FOR COOLING AIR INTAKE.
4. COOLING AIR INTAKE MUST BE SEPARATED FROM COOLING AIR EXHAUST.
5. COOLING AIR EXHAUST MUST BE SEPARATED FROM VACUUM EXHAUST.



IMPORTANT NOTE: Pictorial and dimensional data are subject to change without notice. Contact factory for current revision levels.

WARNING - When using AMETEK Floorcare & Specialty Motors (F&SM) bypass motors in machines that come in contact with foam, liquid (including water), or other foreign substances, the machine must be designed and constructed to prevent those substances from reaching the fan system, motor housing, and electrical components. F&SM vacuum motors other than hazardous duty models should not be applied in machines that come in contact with dry chemicals or other volatile materials. Failure to observe these precautions could cause flashing (depending on volatility) or electrical shock which could result in property damage and severe bodily injury, including death in extreme cases. All applications incorporating F&SM motors should be submitted to appropriate organizations or agencies for testing specifically related to the safety of your equipment.

AMETEK Dynamic Fluid Solutions
www.ametekdfs.com

Revised Aug 2018