

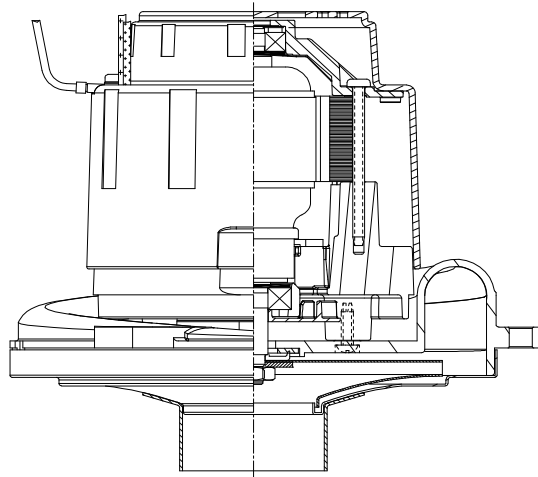
Model: 122628-17

SPECIAL FEATURES

- 1500+ Hours life (Eternity Brush)
- High Efficiency Motor/Fan
- Improved Cooling System
- Enhanced II Bearing Protection
- CAN & US UL recognition marked cRUus
- Categories PRGY2/PRGY8
- File #s E47185 & E56617 (Class B)

DESCRIPTION

- 120 volts AC
- One-stage tapered fan
- 6.6" / 162 mm diameter
- Improved sound quality
- "True" tangential discharge bracket
- High-Efficiency "Galaxy" lamination
- Double ball bearings; 10mm output



DESIGN APPLICATION

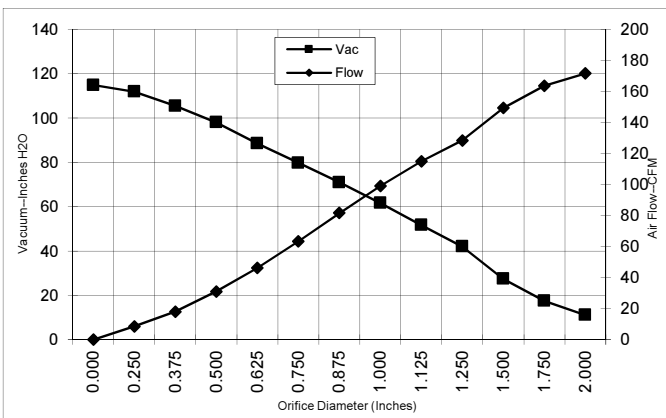
- Commercial and Residential Central Cleaning Systems
- Equipment requires separation of working air from motor ventilating air
- Designed to handle clean, dry, filtered air only

PEAK AIRWATTS
717
Calculated in accordance with ASTM F2105

TYPICAL MOTOR PERFORMANCE.*

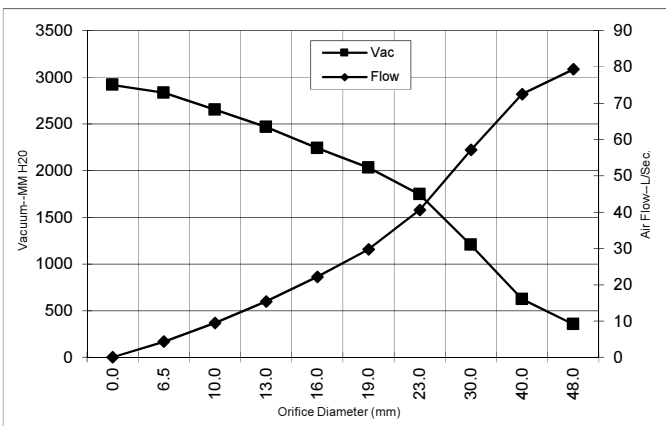
(At 120 volts, 60Hz, test data is corrected to standard conditions of 29.92 Hg, 68° F.)

ASTM DATA



Orifice (Inches)	Amps	Watts (In)	RPM	Vac (In.H ₂ O)	Flow (CFM)	Air Watts
2.000	17.5	1933	26407	11.1	171.6	224
1.750	17.6	1949	26382	17.5	163.6	336
1.500	17.5	1939	26332	27.4	149.3	481
1.250	17.1	1891	26570	42.0	128.4	633
1.125	16.9	1877	26974	51.7	115.0	698
1.000	16.4	1821	27293	61.7	99.1	717
0.875	15.8	1754	27881	71.0	81.6	680
0.750	14.7	1635	28657	79.7	63.4	593
0.625	13.6	1521	29641	88.5	46.2	480
0.500	12.4	1381	31009	98.0	31.1	357
0.375	11.4	1279	32272	105.5	18.1	224
0.250	10.5	1182	33446	111.9	8.6	113
0.000	10.0	1133	34570	114.9	0.0	0

METRIC DATA



Orifice (mm)	Amps	Watts (In)	RPM	Vac (mm H ₂ O)	Flow (L/Sec)	Air Watts
48.0	17.5	1940	26396	354	79.3	273
40.0	17.5	1942	26347	621	72.5	437
30.0	17.0	1883	26792	1202	57.1	668
23.0	15.9	1771	27734	1744	40.6	689
19.0	14.7	1632	28677	2030	29.8	591
16.0	13.7	1525	29602	2239	22.2	485
13.0	12.5	1395	30873	2466	15.4	370
10.0	11.5	1294	32083	2650	9.5	244
6.5	10.5	1187	33388	2833	4.3	118
0.0	10.0	1133	34570	2918	0.0	0

Note: Metric Performance data is calculated from the ASTM data above.

* Data represents performance of a typical motor sampled from a large production quantity. Individual motor data may vary due to normal manufacturing variations.

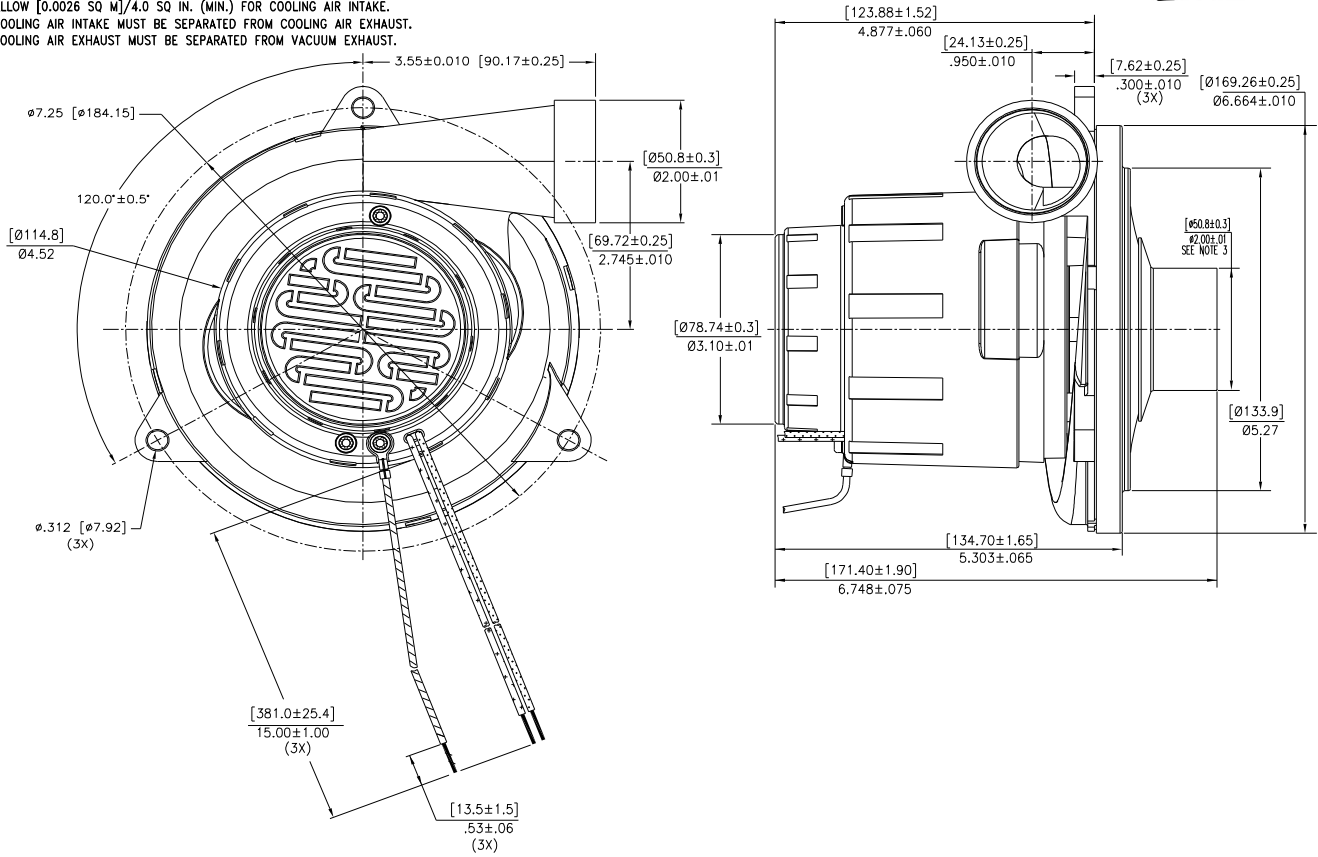
Test Specs: 120 Volts	Minimum Sealed Vacuum: 106"	ORIFICE: 7/8"	Min. Vacuum: 66"	Maximum Watts: 1740
------------------------------	------------------------------------	----------------------	-------------------------	----------------------------

DIMENSIONS



NOTES:

1. LEADS: 16GA. STRANDED, POWER LEADS BLACK. GROUNDING LEAD GREEN OR GREEN WITH YELLOW STRIPE.
2. MOTOR IDENTIFICATION: MANUFACTURER'S NAME, MODEL NUMBER, VOLTAGE, FREQUENCY, INSPECTORS CODE WITH "FF" SUFFIX, DATE OF MANUFACTURE, AGENCY RECOGNITION CODE, PLANT LOCATION CODE, PATENT PENDING AND COUNTRY OF ORIGIN.
3. MOUNTING MUST NOT RESTRICT THIS DIAMETER.
4. ALLOW [0.0026 SQ M]/4.0 SQ IN. (MIN.) FOR COOLING AIR INTAKE.
5. COOLING AIR INTAKE MUST BE SEPARATED FROM COOLING AIR EXHAUST.
6. COOLING AIR EXHAUST MUST BE SEPARATED FROM VACUUM EXHAUST.



IMPORTANT NOTE: Pictorial and dimensional data are subject to change without notice. Contact factory for current revision levels.

WARNING - When using AMETEK Floorcare & Specialty Motors (F&SM) bypass motors in machines that come in contact with foam, liquid (including water), or other foreign substances, the machine must be designed and constructed to prevent those substances from reaching the fan system, motor housing, and electrical components. F&SM vacuum motors other than hazardous duty models should not be applied in machines that come in contact with dry chemicals or other volatile materials. Failure to observe these precautions could cause flashing (depending on volatility) or electrical shock which could result in property damage and severe bodily injury, including death in extreme cases. All applications incorporating F&SM motors should be submitted to appropriate organizations or agencies for testing specifically related to the safety of your equipment.

AMETEK Dynamic Fluid Solutions
www.ametekdfs.com