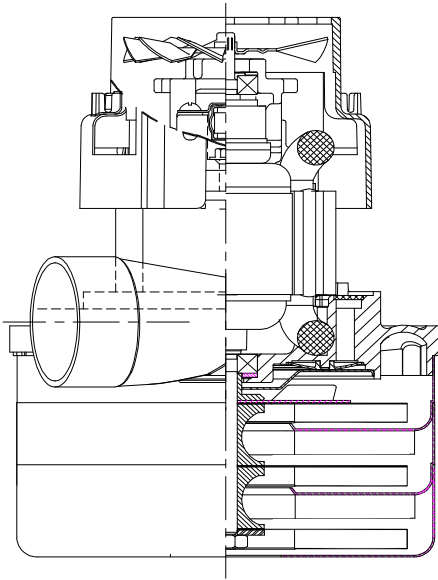




#### DESCRIPTION

- Three stage
- 36 volts
- 5.7"/145 mm diameter
- Double ball bearings
- Single speed
- Tangential bypass discharge
- Aluminum fan end bracket
- Thermoset commutator bracket



#### SPECIAL FEATURES

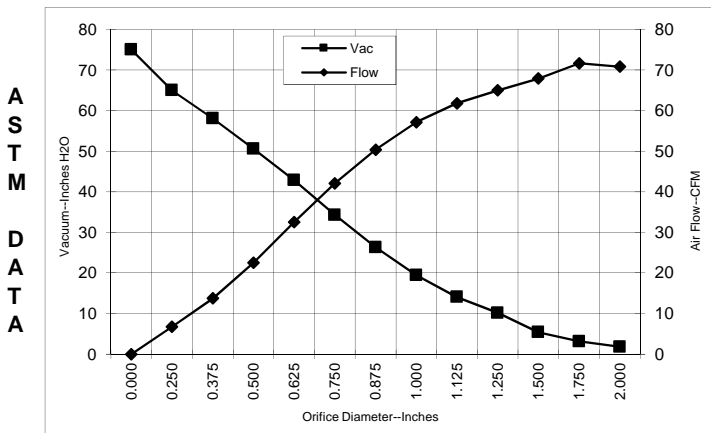
- Suitable for 36 volt DC operation
- UL Recognized, category PRGY2 (E47185/E56617)
- Provision for grounding
- Skeleton-frame design
- Epoxy painted fan case
- Patented air seal bearing construction, U.S. Patent #4,088,424
- Provision for static discharge from fan system
- Mesh Steel Cover over Inlet
- Packard / Metricpack Connector

#### DESIGN APPLICATION

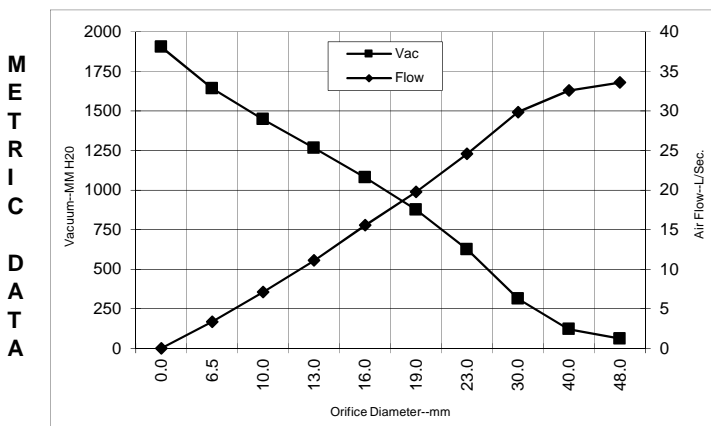
- Equipment operating in environments requiring separation of working air from motor ventilating air
- Designed to handle clean, dry, filtered air only

#### TYPICAL MOTOR PERFORMANCE.\*

(At 36 volts DC, test data is corrected to standard conditions of 29.92 Hg, 68° F.)



Orifice (Inches)	Amps	Watts (In)	RPM	Vac (In.H2O)	Flow (CFM)	Air Watts
2.000	17.7	640	13457	1.8	70.8	15
1.750	17.8	640	13442	3.2	71.6	27
1.500	17.8	642	13431	5.4	67.9	43
1.250	17.8	642	13408	10.2	65.0	78
1.125	17.8	643	13405	14.1	61.8	102
1.000	17.8	641	13429	19.5	57.1	131
0.875	17.6	636	13496	26.3	50.3	156
0.750	17.3	623	13672	34.3	42.1	169
0.625	16.6	600	14012	42.8	32.5	164
0.500	15.7	568	14540	50.6	22.5	134
0.375	14.7	532	15231	58.1	13.8	94
0.250	13.8	499	15964	65.0	6.8	52
0.000	12.9	469	16743	75.0	0.0	0



Orifice (mm)	Amps	Watts (In)	RPM	Vac (mm H2O)	Flow (L/Sec)	Air Watts
48.0	17.7	640	13451	61	33.6	20
40.0	17.8	641	13435	120	32.6	38
30.0	17.8	643	13406	313	29.8	91
23.0	17.7	637	13479	625	24.6	149
19.0	17.3	623	13679	875	19.8	169
16.0	16.6	601	13999	1079	15.5	164
13.0	15.8	571	14487	1266	11.1	137
10.0	14.8	537	15127	1446	7.1	100
6.5	13.8	501	15928	1642	3.4	54
0.0	12.9	469	16743	1904	0.0	0

Note: Metric performance data is calculated from the ASTM data above.

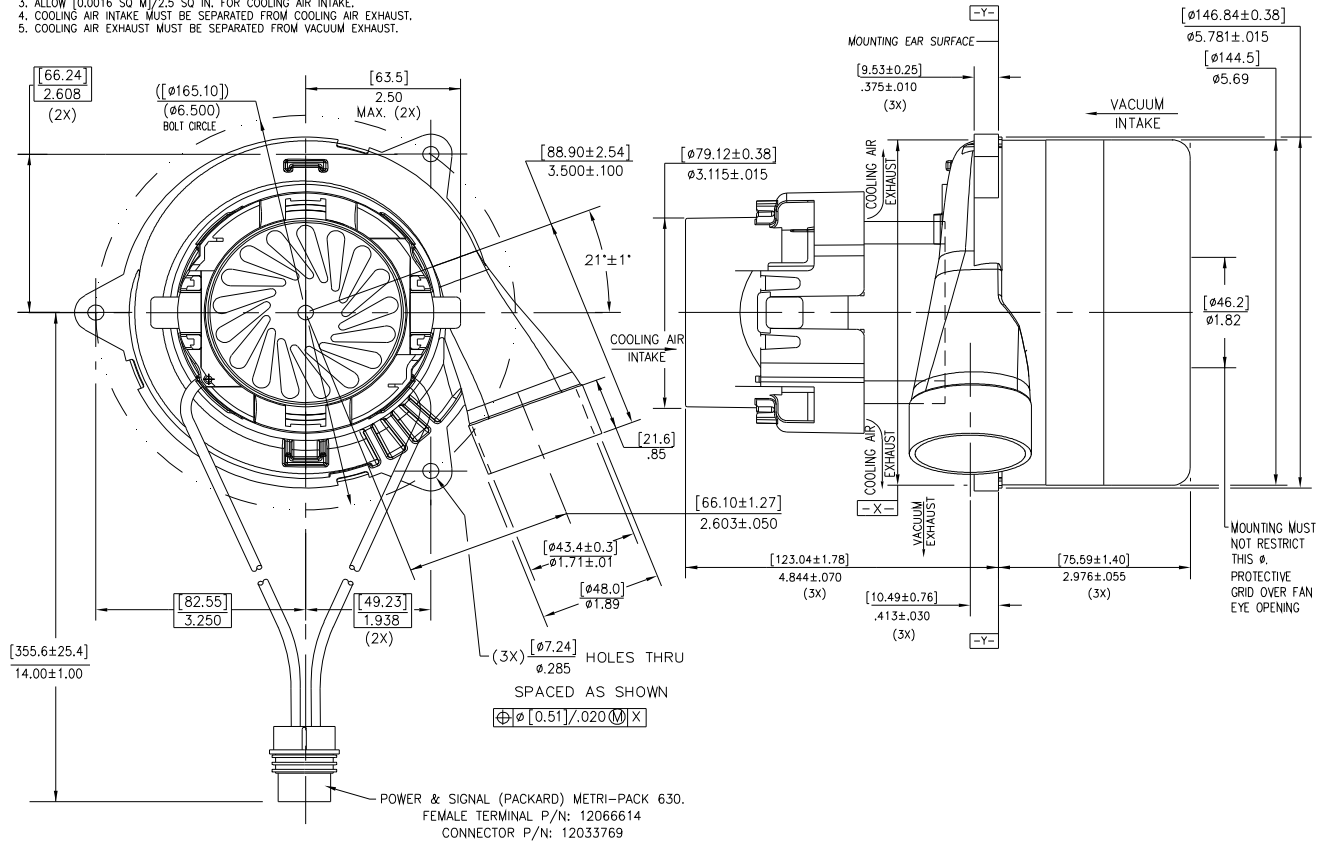
\* Data represents performance of a typical motor sampled from a large production quantity. Individual motor data may vary due to normal manufacturing variations.

Test Specs:	36 volts	Minimum Sealed Vacuum:	70.0"	ORIFICE:	7/8 "	Minimum Vacuum:	26.0"	Maximum Watts:	738
-------------	----------	------------------------	-------	----------	-------	-----------------	-------	----------------	-----

# DIMENSIONS

**NOTES:**

1. LEADS: 14 GA STRANDED, LEADS CAN BE ANY COLOR EXCEPT GREEN OR GREEN WITH YELLOW STRIPE.
2. MOTOR IDENTIFICATION: MANUFACTURER'S NAME, MODEL NUMBER, VOLTAGE, FREQUENCY, INSPECTORS CODE, DATE OF MANUFACTURE, AGENCY RECOGNITION CODE, PLANT LOCATION CODE, PATENT INFORMATION " ONE OR MORE OF THE FOLLOWING PATENTS APPLY TO THIS MOTOR: 5482378; 5736805; 4669952; 4684835." AND COUNTRY OF ORIGIN.
3. ALLOW 10.0016 SQ. IN. FOR COOLING AIR INTAKE.
4. COOLING AIR INTAKE MUST BE SEPARATED FROM COOLING AIR EXHAUST.
5. COOLING AIR EXHAUST MUST BE SEPARATED FROM VACUUM EXHAUST.



**IMPORTANT NOTE:** Pictorial and dimensional data are subject to change without notice. Contact factory for current revision levels.

**WARNING** - When using AMETEK Lamb Electric bypass motors in machines that come in contact with foam, liquid (including water), or other foreign substances, the machine must be designed and constructed to prevent those substances from reaching the fan system, motor housing, and electrical components. Lamb Electric vacuum motors other than hazardous duty models should not be applied in machines that come in contact with dry chemicals or other volatile materials. Failure to observe these precautions could cause flashing (depending on volatility) or electrical shock which could result in property damage and severe bodily injury, including death in extreme cases. All applications incorporating Lamb Electric motors should be submitted to appropriate organizations or agencies for testing specifically related to the safety of your equipment.

**AMETEK/Floorcare & Specialty Motors**  
[www.ametekfsm.com](http://www.ametekfsm.com)